



US00D786981S

(12) **United States Design Patent** (10) **Patent No.:** **US D786,981 S**  
**Strahle et al.** (45) **Date of Patent:** **\*\* May 16, 2017**

(54) **FACEPLATE FOR A VIDEOGAME CONTROLLER**  
 (71) Applicant: **Performance Designed Products LLC**,  
 Burbank, CA (US)  
 (72) Inventors: **Brad Strahle**, Crestline, CA (US);  
**Yannik Wiggemans**, Studio City, CA (US)  
 (73) Assignee: **Performance Designed Products LLC**,  
 Burbank, CA (US)  
 (\*\*) Term: **15 Years**

6,743,100 B1 \* 6/2004 Neiser ..... A63F 13/06  
 273/148 B  
 D522,011 S \* 5/2006 Hayes ..... D14/401  
 7,063,321 B2 \* 6/2006 Hussaini ..... A63F 13/06  
 273/148 B  
 D540,396 S \* 4/2007 Kawanobe ..... D14/401  
 7,235,012 B2 \* 6/2007 DiDato ..... A63F 13/06  
 273/148 B  
 D547,763 S \* 7/2007 Hayes ..... D14/401  
 7,762,553 B2 \* 7/2010 Harris ..... A63F 13/02  
 273/148 B  
 D712,484 S \* 9/2014 Sumii ..... D14/401  
 D717,875 S \* 11/2014 Uhrman ..... D21/333  
 D765,789 S \* 9/2016 Buller ..... D21/333  
 D765,793 S \* 9/2016 Chatterjee ..... D14/401

\* cited by examiner

(21) Appl. No.: **29/562,314**  
 (22) Filed: **Apr. 25, 2016**  
 (51) **LOC (10) Cl.** ..... **21-01**  
 (52) **U.S. Cl.**  
 USPC ..... **D21/333**; D14/401  
 (58) **Field of Classification Search**  
 USPC ..... D14/496, 401, 435, 474, 483, 217, 137,  
 D14/138, 160, 168, 356, 203.1–203.8,  
 D14/507; 345/156, 169, 173–179, 905;  
 715/727–729, 864; 710/1, 5, 8; 713/1,  
 713/600; 455/1.1, 1.7, 73, 344–347, 93,  
 455/95, 3.01–3.06, 550.1, 573.1;  
 370/342–344; 369/1, 2, 6–12;  
 463/43–47, 29–35; 273/148 B;  
 D21/324–333  
 CPC .. A63F 13/02; A63F 13/12; A63F 9/24; A63F  
 9/02; A63F 11/00; A63F 71/00; G06F  
 3/02; G06G 3/033; G09G 5/00  
 See application file for complete search history.

*Primary Examiner* — Prabhakar Deshmukh  
 (74) *Attorney, Agent, or Firm* — Sheppard Mullin Richter  
 & Hampton LLP

(57) **CLAIM**

We claim the ornamental design for a faceplate for a videogame controller, as shown and described.

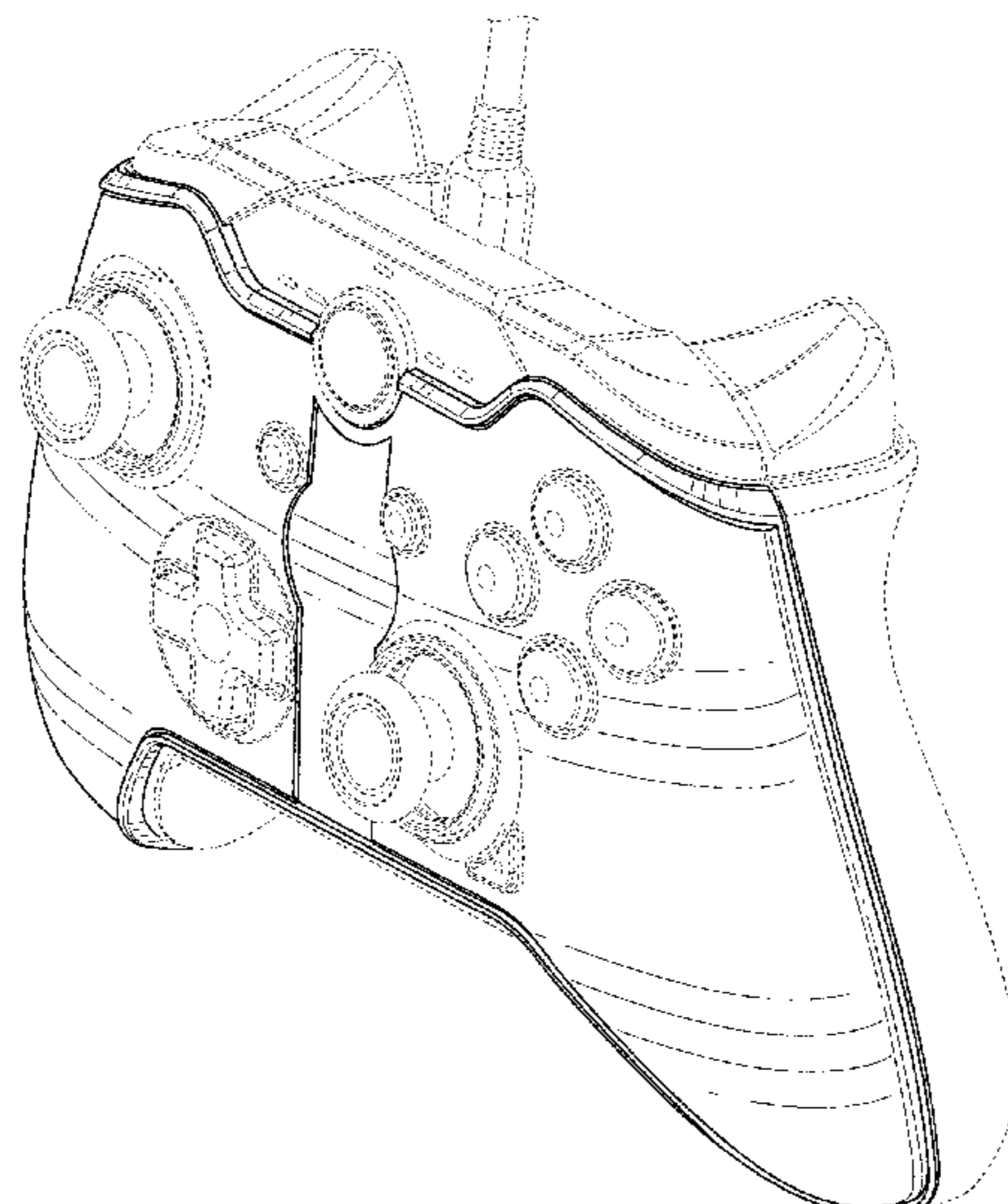
**DESCRIPTION**

FIG. 1 is a front perspective view of an ornamental design for a faceplate for a videogame controller;  
 FIG. 2 is a front elevational view thereof;  
 FIG. 3 is a back elevational view thereof;  
 FIG. 4 is a right side elevational view thereof;  
 FIG. 5 is a left side elevational view thereof;  
 FIG. 6 is a top view thereof;  
 FIG. 7 is a bottom view thereof; and,  
 FIG. 8 is a front perspective view showing the faceplate for a video game controller coupled to a video game controller. The broken lines illustrate unclaimed portions of the faceplate and form no part of the claimed design. The broken lines in FIG. 8 illustrate environment and forms no part of the claimed design.

(56) **References Cited**  
 U.S. PATENT DOCUMENTS

D432,180 S \* 10/2000 Hayes ..... D21/333  
 D487,466 S \* 3/2004 Yokota ..... D14/400

**1 Claim, 8 Drawing Sheets**



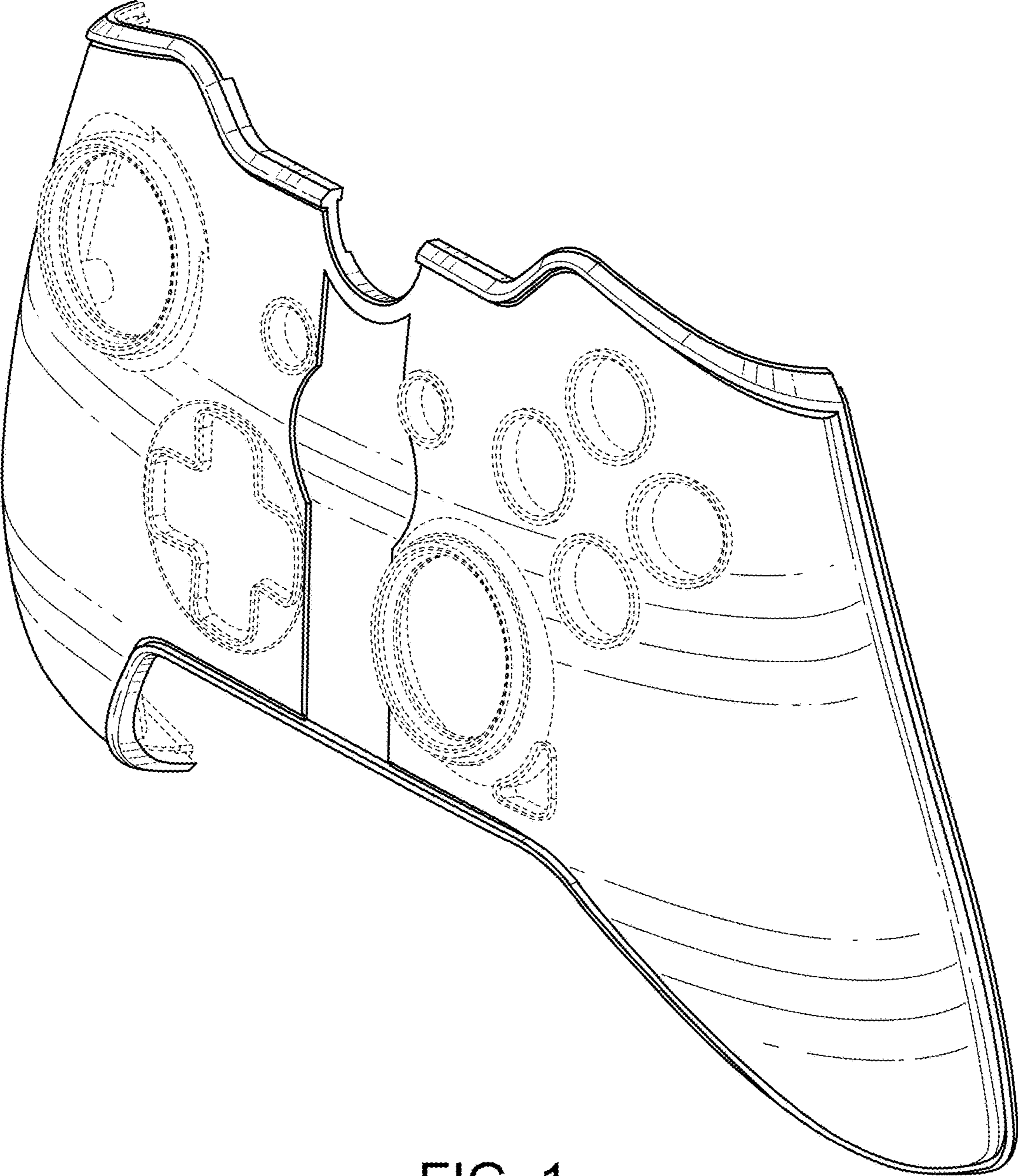


FIG. 1

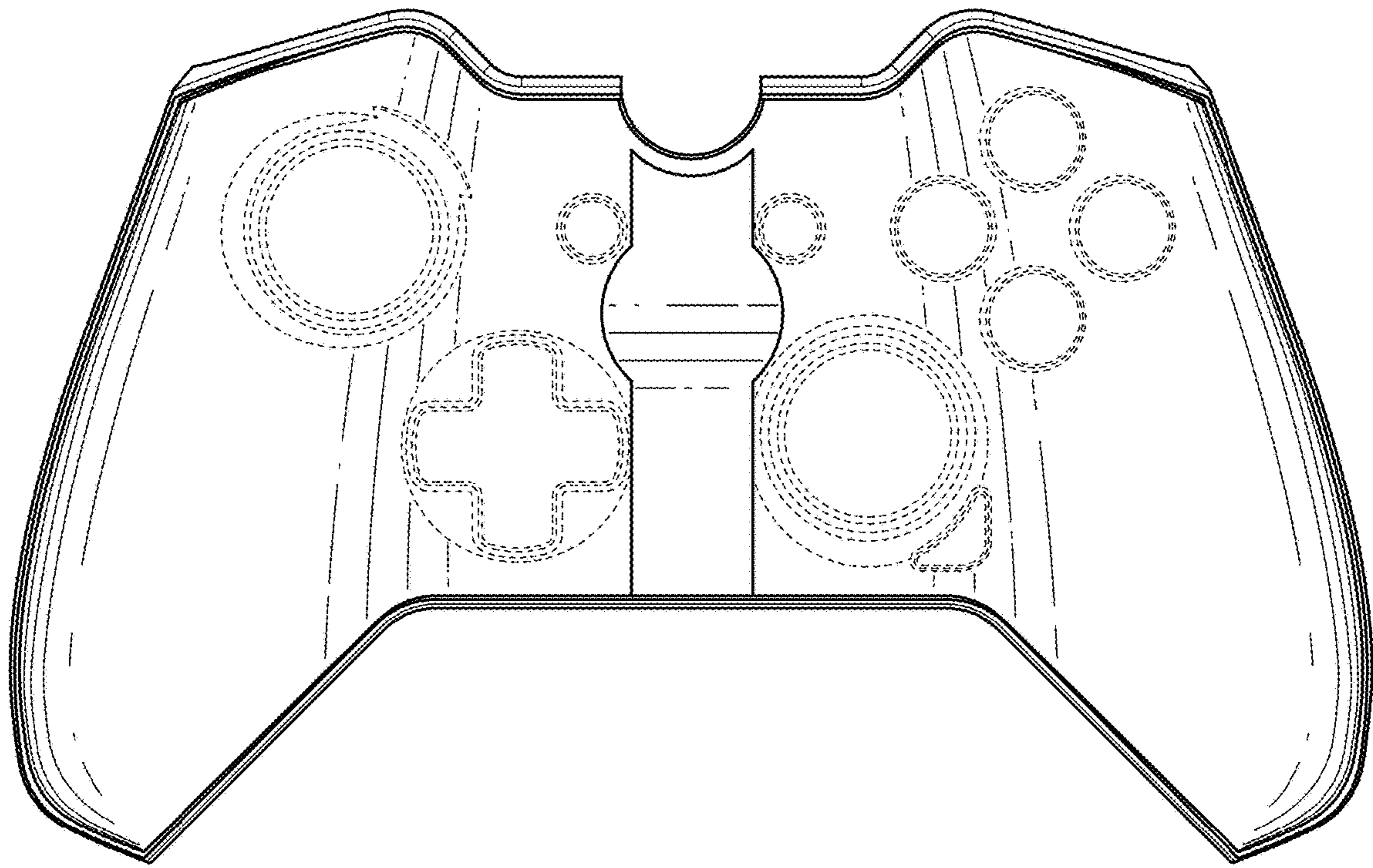


FIG. 2

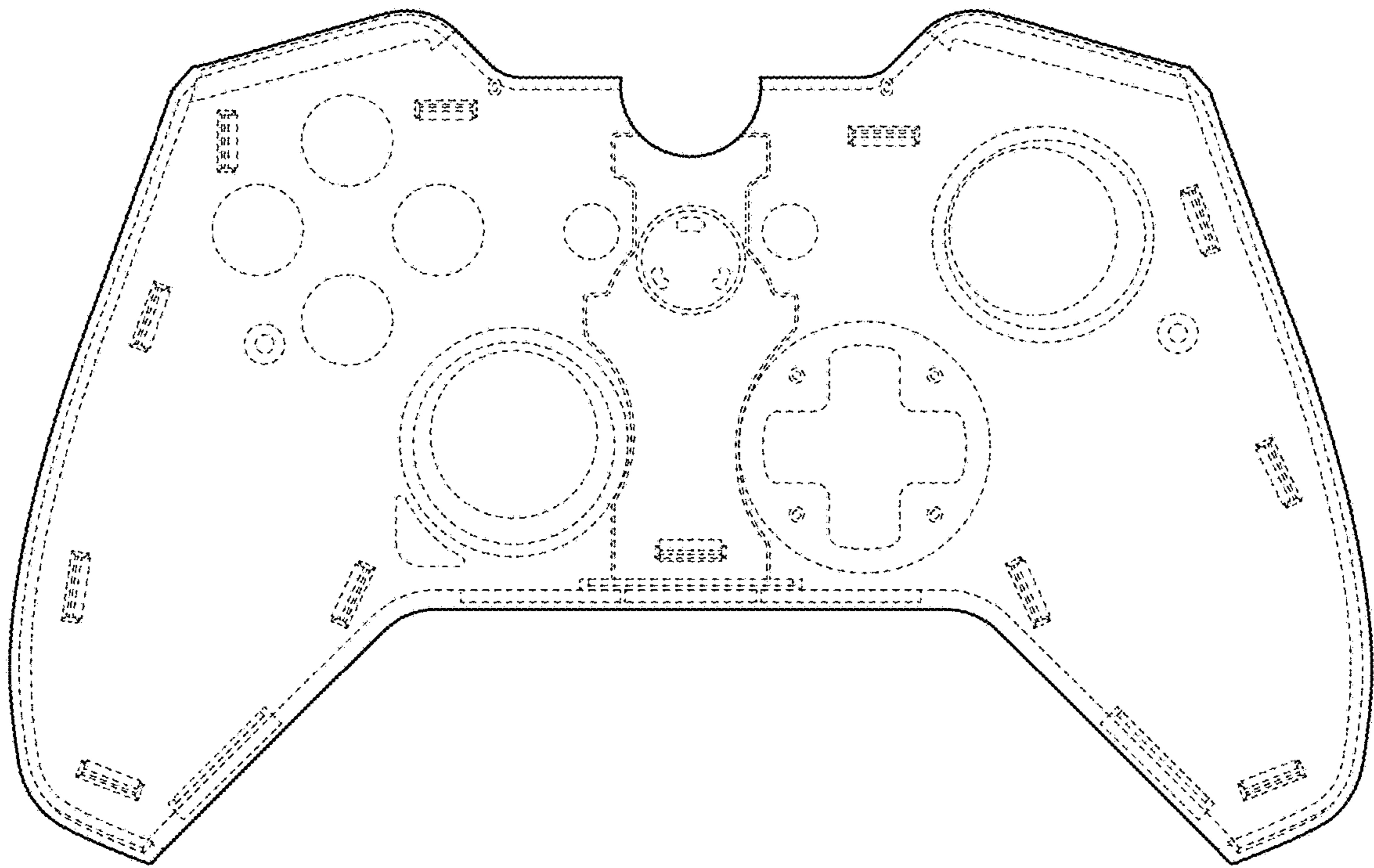


FIG. 3

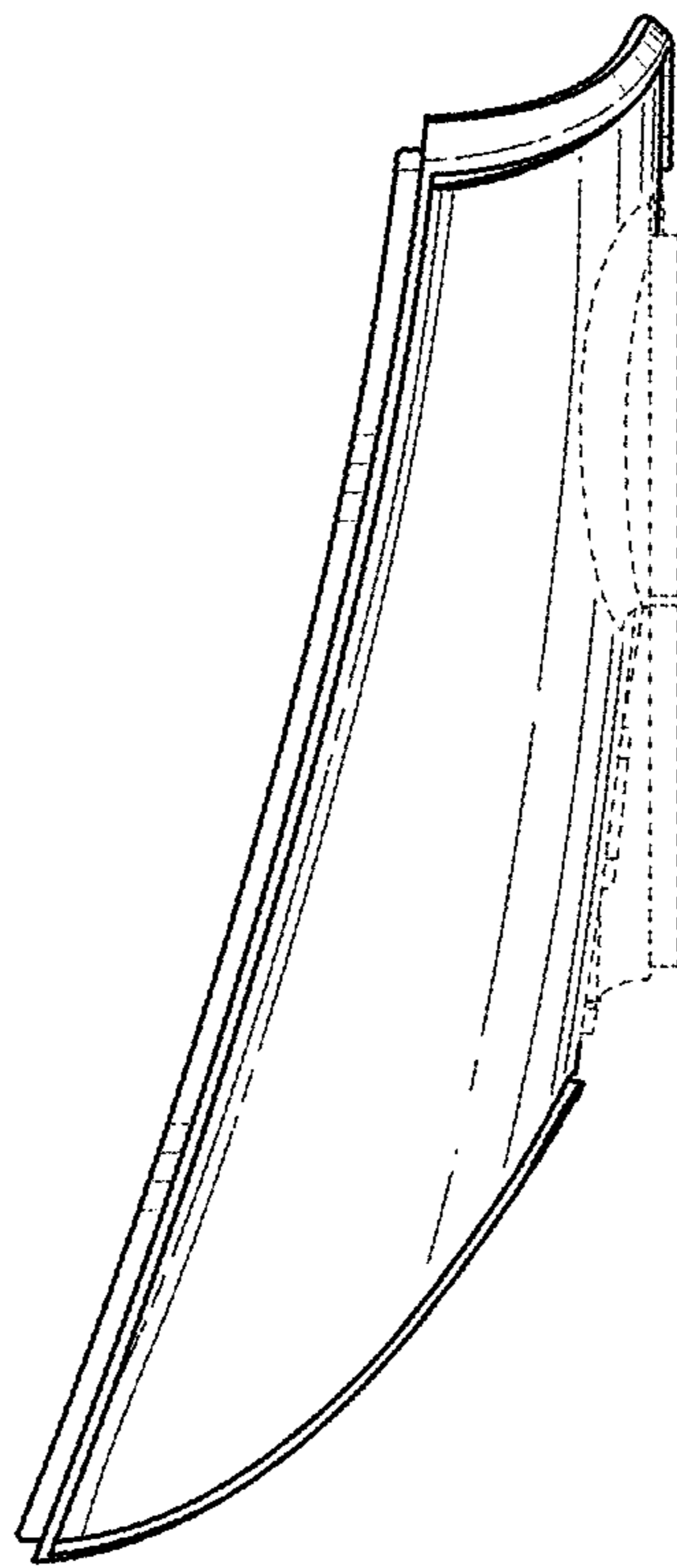


FIG. 4

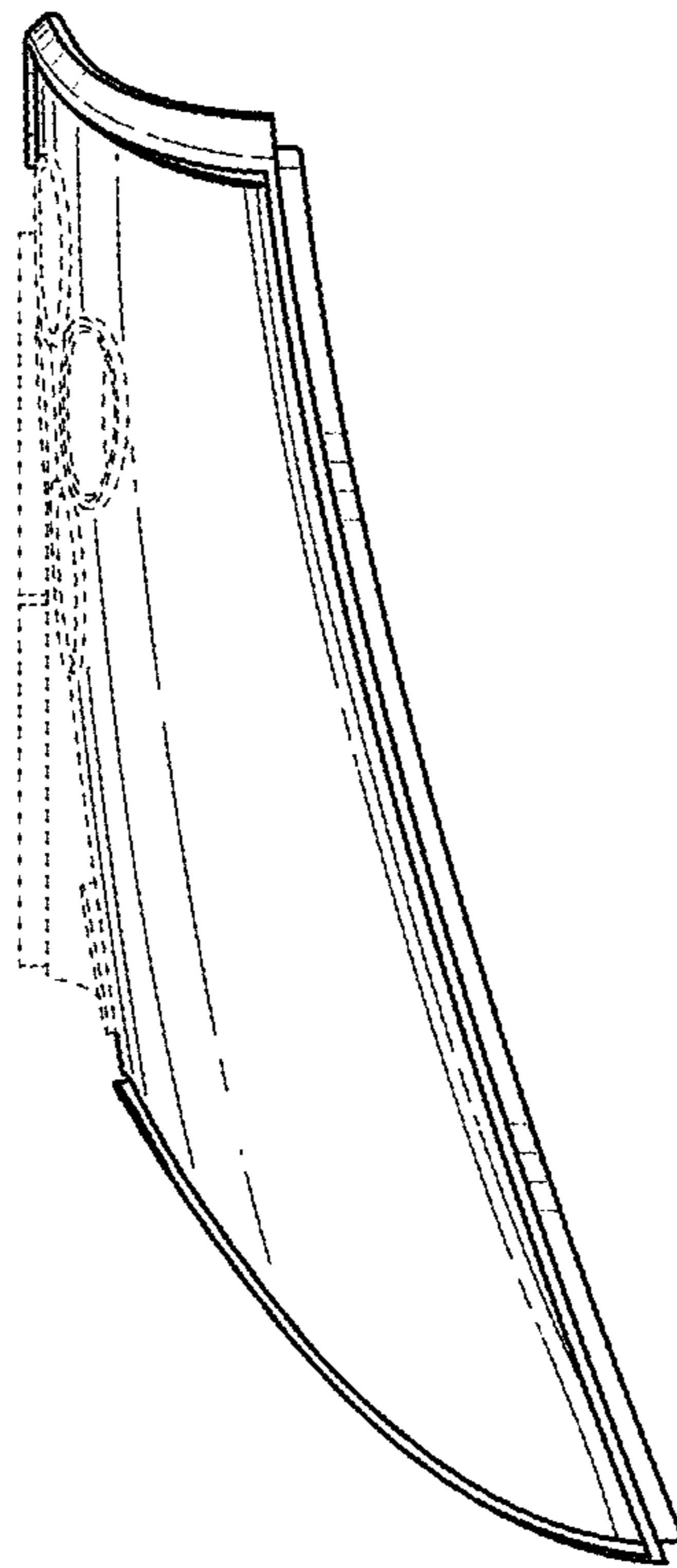


FIG. 5

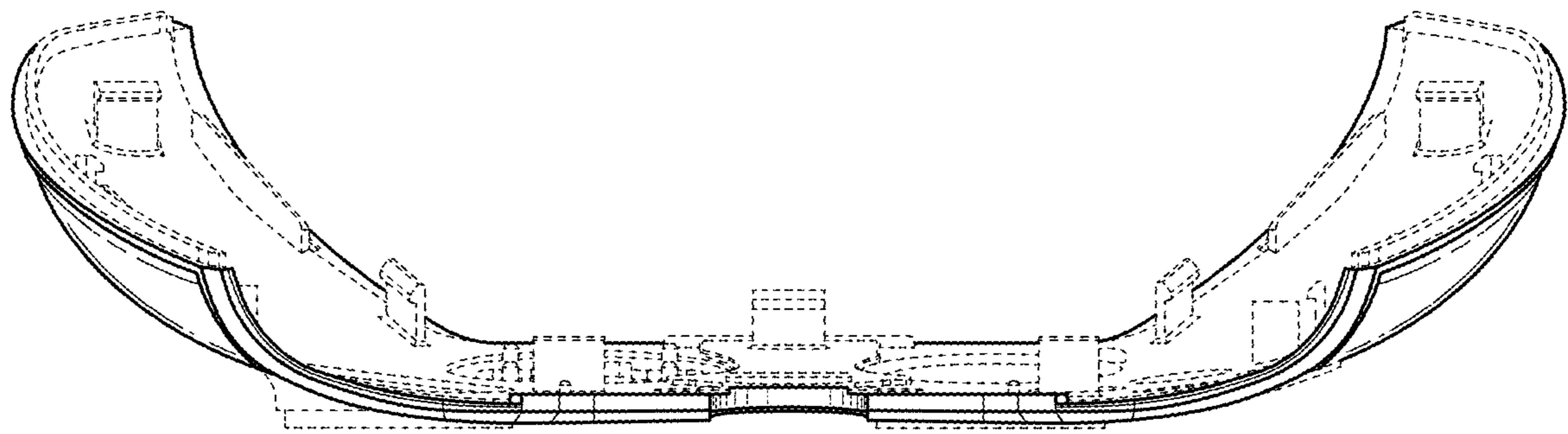


FIG. 6

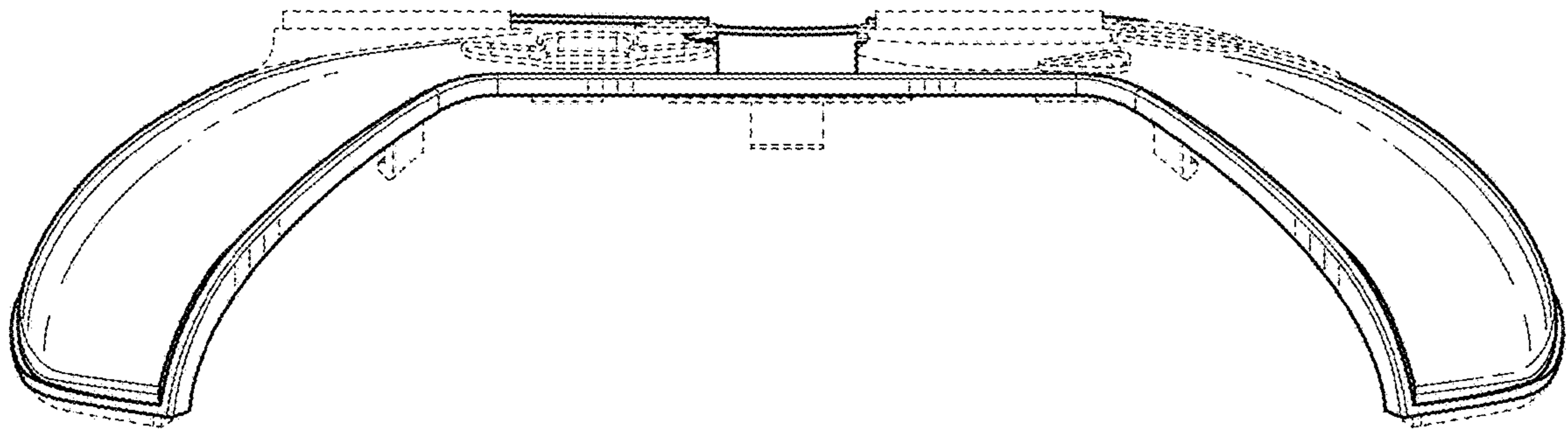


FIG. 7



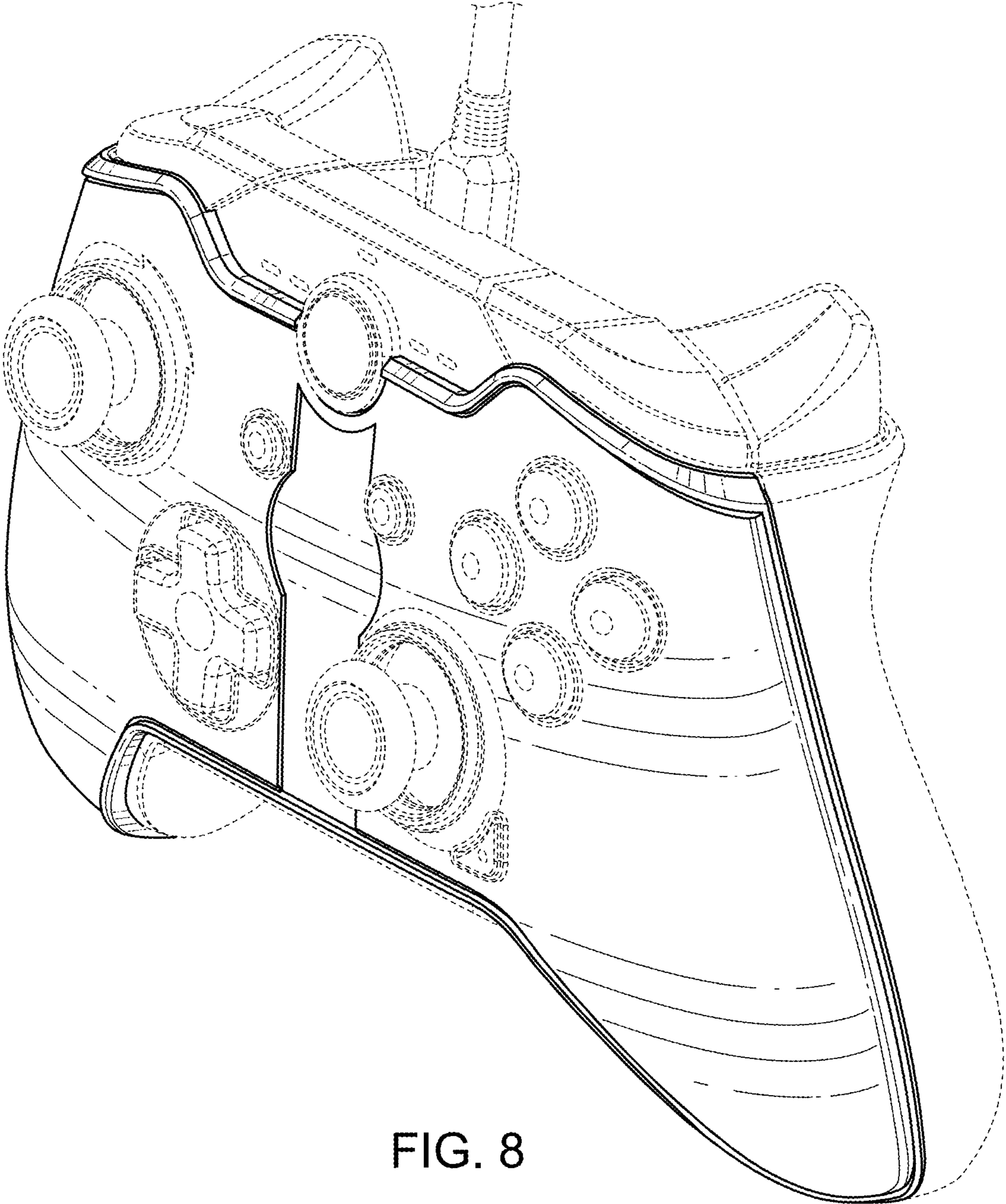


FIG. 8