



US00D786964S

(12) **United States Design Patent** (10) **Patent No.:** **US D786,964 S**
Clark, III et al. (45) **Date of Patent:** **** May 16, 2017**

(54) **DESKTOP PRINTER**

(56) **References Cited**

(71) Applicant: **Xerox Corporation**, Norwalk, CT (US)

U.S. PATENT DOCUMENTS

(72) Inventors: **William T Clark, III**, Pittsford, NY (US); **Donald A Brown**, Honeoye Falls, NY (US); **Ohgi Kazuyuki**, Kanagawa (JP)

D523,071 S *	6/2006	Katayama	D18/50
D591,339 S *	4/2009	Watanabe	D18/55
D607,047 S *	12/2009	Egami	D18/50
D693,873 S *	11/2013	Fukasawa	D18/55
D696,717 S *	12/2013	Kim	D18/55
D697,965 S *	1/2014	Fukasawa	D18/55
D714,862 S *	10/2014	Kim	D18/50
D750,164 S *	2/2016	So	D18/50

(73) Assignee: **Xerox Corporation**, Norwalk, CT (US)

* cited by examiner

(**) Term: **15 Years**

(21) Appl. No.: **29/563,004**

Primary Examiner — Cathy Anne MacCormac

(22) Filed: **May 2, 2016**

(57) **CLAIM**

The ornamental design for a desktop printer, as shown and described.

Related U.S. Application Data

(63) Continuation of application No. 29/501,683, filed on Sep. 8, 2014.

DESCRIPTION

(51) **LOC (10) Cl.** **14-02**

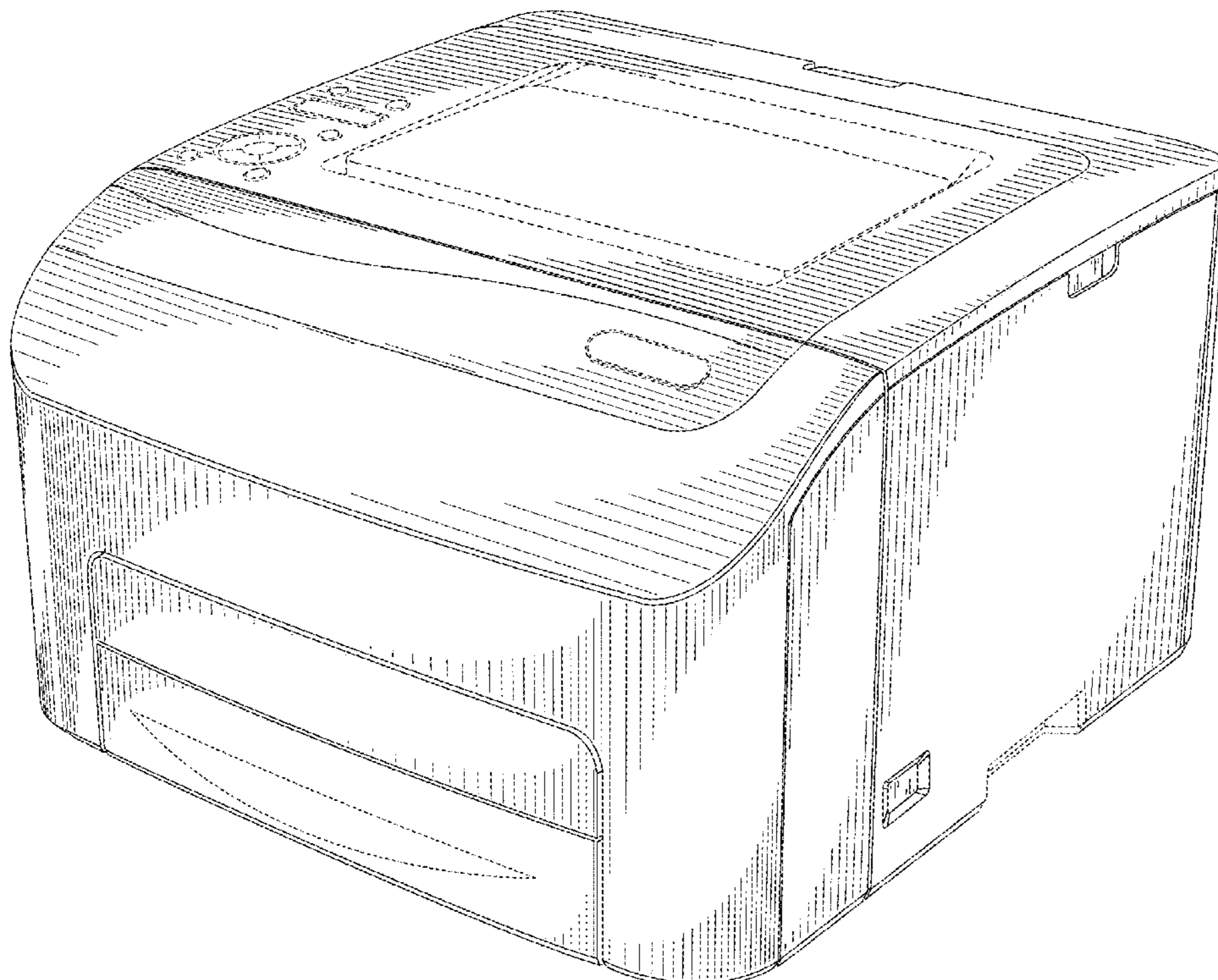
(52) **U.S. Cl.**
USPC **D18/50**

(58) **Field of Classification Search**
USPC D18/50, 54, 54.1, 55, 36-39;
D14/420-425
CPC ... B41J 3/36; B41J 3/4075; B41J 11/58; B41J 13/00; B41J 15/00; B41J 15/02; B41J 15/042; B41J 17/00; B41J 29/00; B41J 29/02; B41J 29/08; B41J 29/13; G06F 3/12; G06K 15/14

FIG. 1 is a perspective view of a desktop printer in accordance with the present invention;
FIG. 2 is a front view thereof;
FIG. 3 is a right side view thereof;
FIG. 4 is a rear view thereof;
FIG. 5 is a left side view thereof;
FIG. 6 is a top plan view thereof; and,
FIG. 7 is a bottom plan view thereof.
The broken lines in the drawings depict environmental subject matter, are for illustrative purposes only and form no part of the claimed design.

See application file for complete search history.

1 Claim, 7 Drawing Sheets



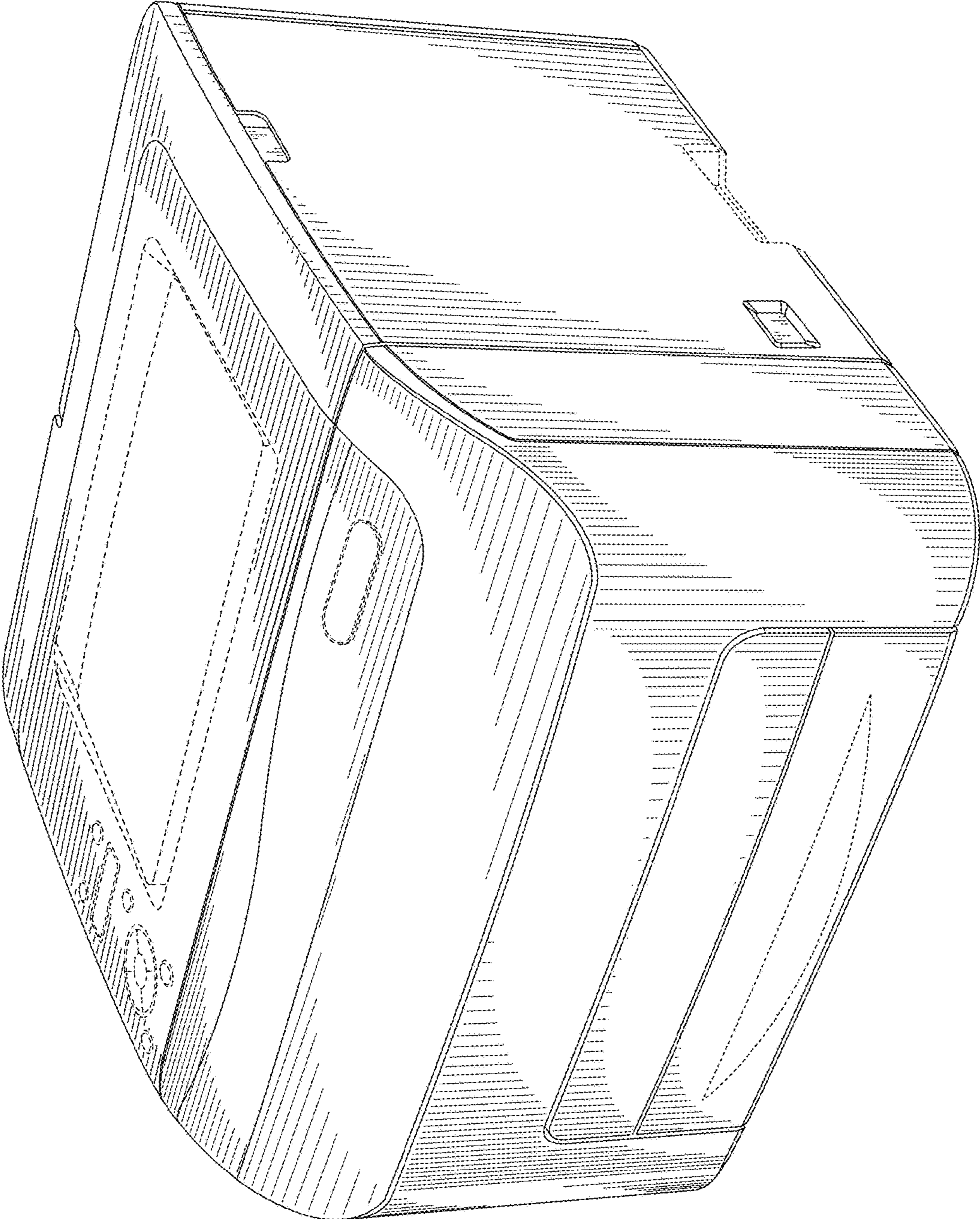


FIG. 1




FIG. 2

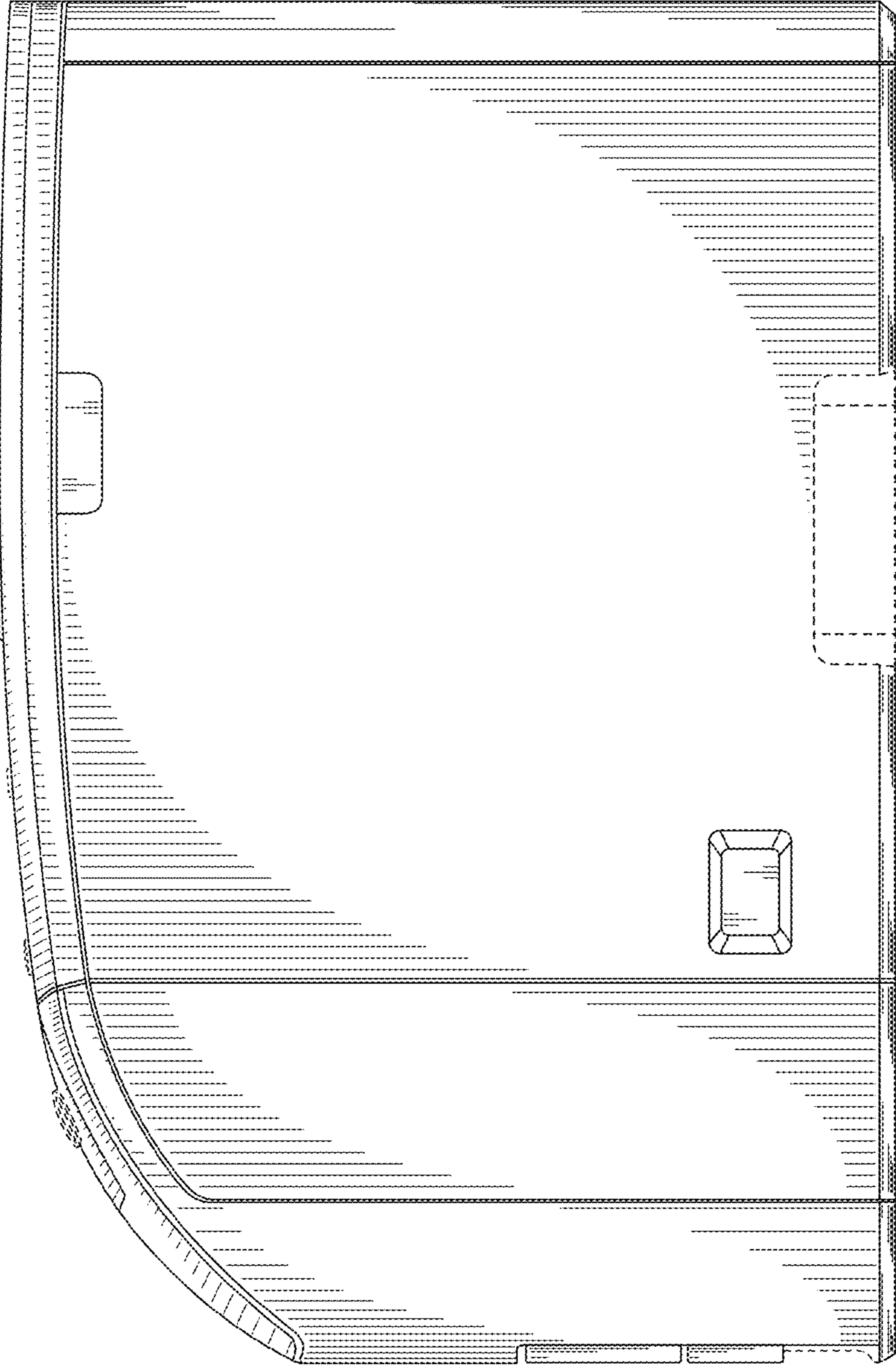


FIG. 3




FIG. 4

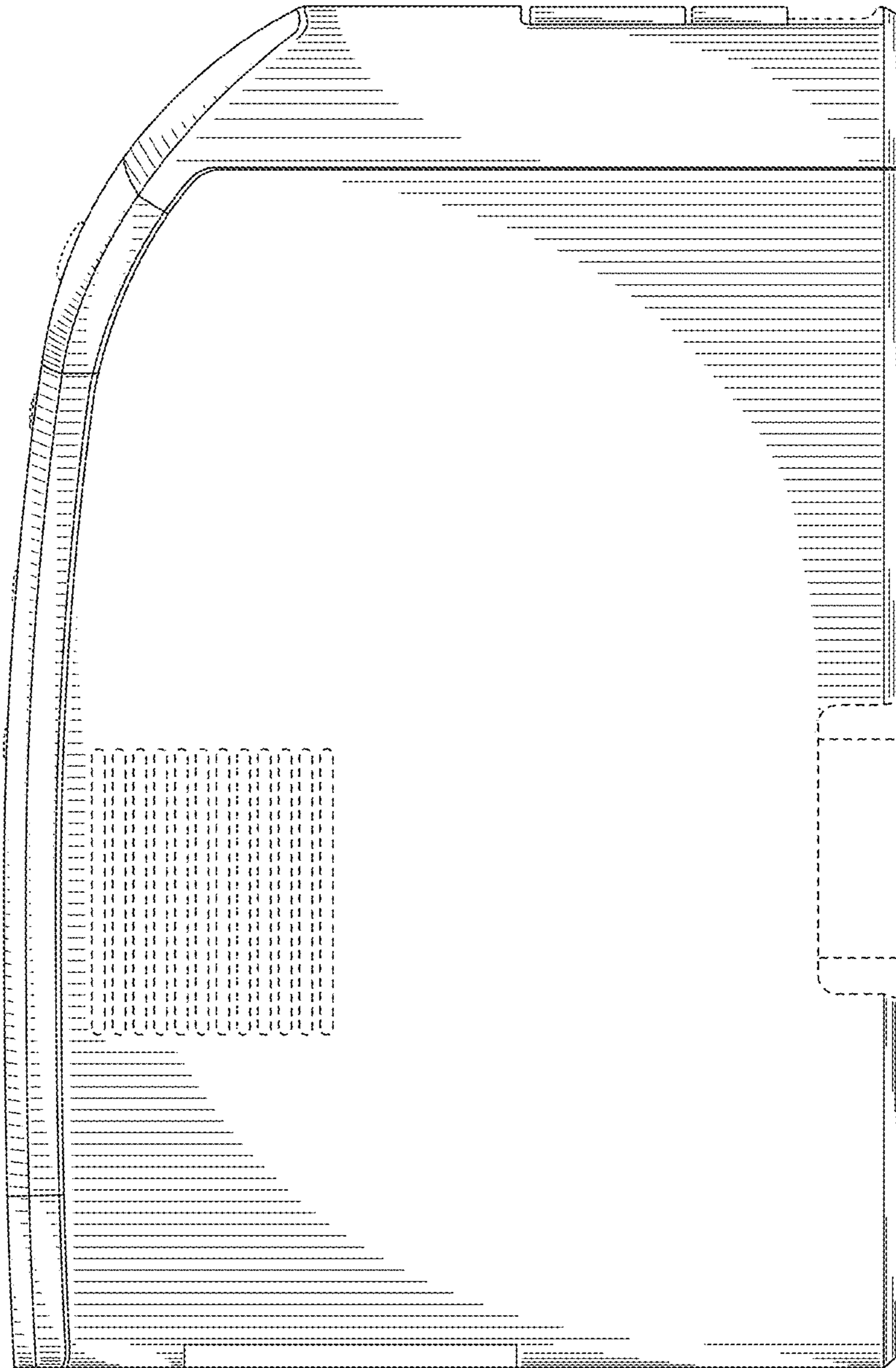


FIG. 5




FIG. 6

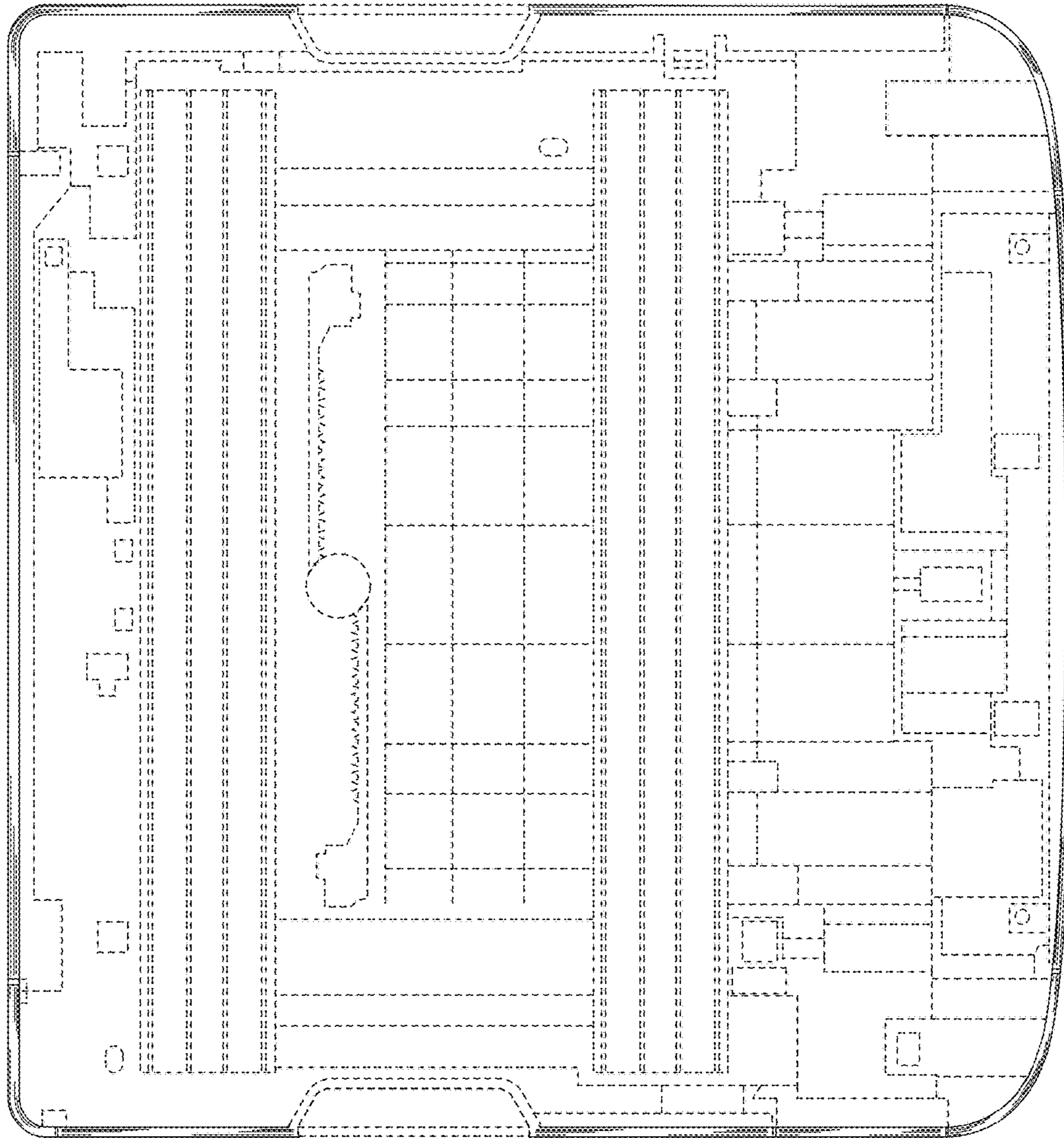


FIG. 7