



US00D786946S

(12) **United States Design Patent**
Kim et al.

(10) **Patent No.:** **US D786,946 S**

(45) **Date of Patent:** **** May 16, 2017**

(54) **REFRIGERATOR**

2317/0664; F25D 2321/147; F25D
2323/02; F25D 2323/023

(71) Applicant: **Samsung Electronics Co., Ltd.**,
Suwon-si (KR)

See application file for complete search history.

(72) Inventors: **Byeong-Soo Kim**, Seoul (KR); **Se-Lim Yoon**, Seongnam-si (KR); **Hyun-II Lee**, Seoul (KR); **Sang-Woon Jeon**, Seoul (KR)

(56) **References Cited**

U.S. PATENT DOCUMENTS

D418,845 S *	1/2000	Jackovin	D15/85
D575,806 S *	8/2008	Im	D15/85
D692,033 S *	10/2013	Choi	D15/86
D700,222 S *	2/2014	Sin	D15/89
D709,930 S *	7/2014	Park	D15/91
D709,931 S *	7/2014	Park	D15/91
D714,848 S *	10/2014	Park	D15/91
D729,287 S *	5/2015	Lee	D15/89

(Continued)

(73) Assignee: **Samsung Electronics Co., Ltd.**,
Suwon-si (KR)

Primary Examiner — Ian Simmons

Assistant Examiner — Khawaja Anwar

(**) Term: **15 Years**

(74) *Attorney, Agent, or Firm* — NSIP Law

(21) Appl. No.: **29/565,256**

(22) Filed: **May 19, 2016**

(57) **CLAIM**

We claim the ornamental design for a refrigerator, as shown and described.

(30) **Foreign Application Priority Data**

Nov. 20, 2015 (KR) 30-2015-0058510

DESCRIPTION

(51) **LOC (10) Cl.** **15-07**

(52) **U.S. Cl.**
USPC **D15/85**

(58) **Field of Classification Search**
USPC D15/79–91
CPC F25D 25/025; F25D 23/028; F25D 23/024;
F25D 23/00; F25D 23/02; F25D
2323/021; F25D 23/065; F25D 11/00;
F25D 2201/14; F25D 23/021; F25D
23/025; F25D 23/04; F25D 27/00; F25D
23/062; F25D 23/067; F25D 2400/18;
F25D 23/08; F25D 23/085; F25D
2500/02; F25D 25/00; F25D 25/005;
F25D 25/022; F25D 25/024; F25D
17/047; F25D 2317/041; F25D
2317/04131; F25D 2317/043; F25D

FIG. 1 is a front perspective view of a refrigerator showing our new design;

FIG. 2 is a front view thereof;

FIG. 3 is a rear view thereof;

FIG. 4 is a left-side view thereof;

FIG. 5 is a right-side view thereof;

FIG. 6 is a top view thereof;

FIG. 7 is a bottom view thereof;

FIG. 8 is a bottom perspective view thereof;

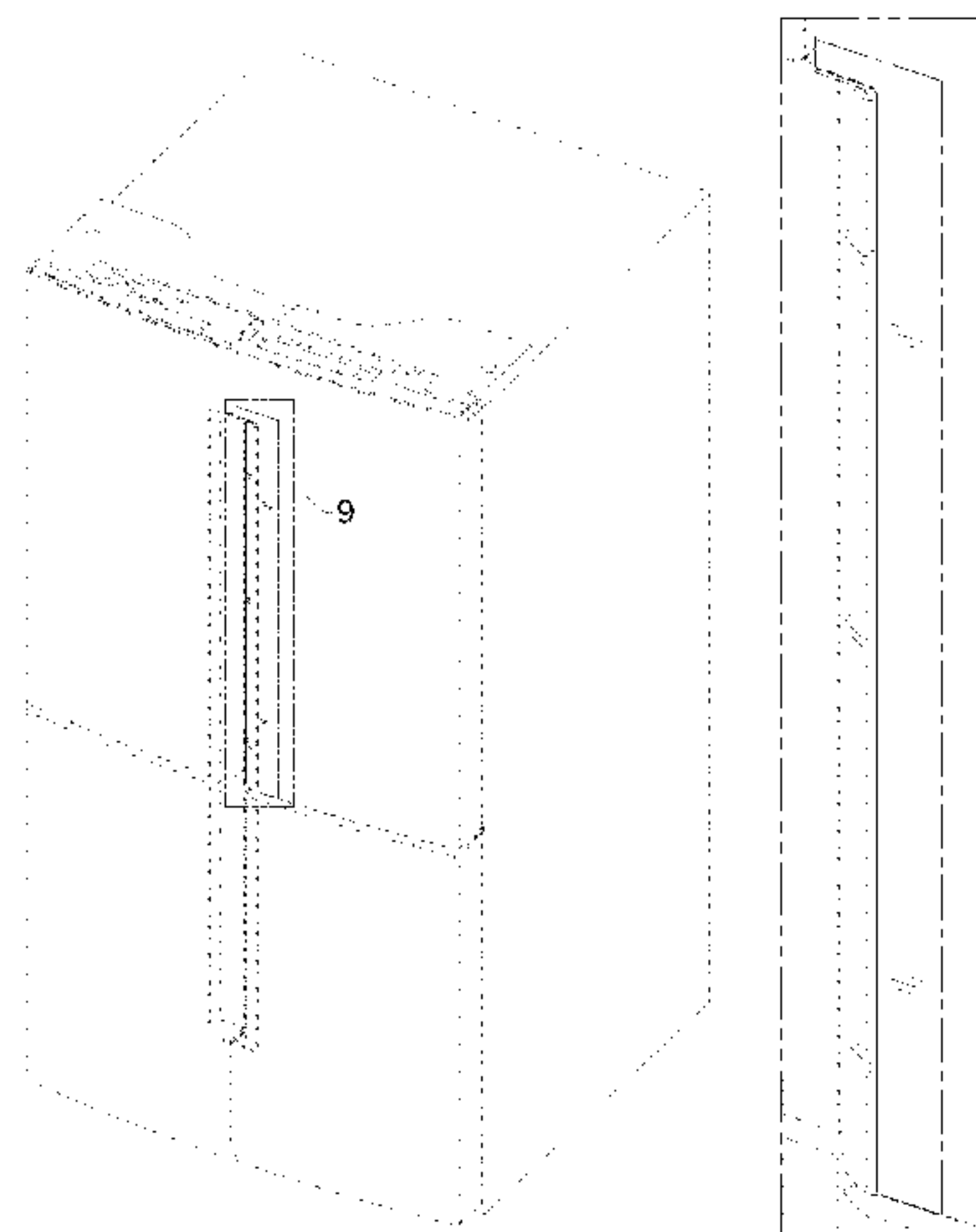
FIG. 9 is an enlarged view of the encircled portion in FIG. 1; and,

FIG. 10 is an enlarged view of the encircled portion in FIG. 8.

The broken lines in the figures show portions of the refrigerator which form no part of the claimed design.

The dot-dash broken lines in the figures represent an unclaimed boundary line and form no part of the claimed design.

(Continued)



The dot-dot-dash broken lines encircling portions of the claimed design that are illustrated in enlargements form no part of the claimed design.

1 Claim, 10 Drawing Sheets

(56) **References Cited**

U.S. PATENT DOCUMENTS

D732,090 S * 6/2015 Sin D15/89
D771,163 S * 11/2016 Park D15/91

* cited by examiner

FIG. 1

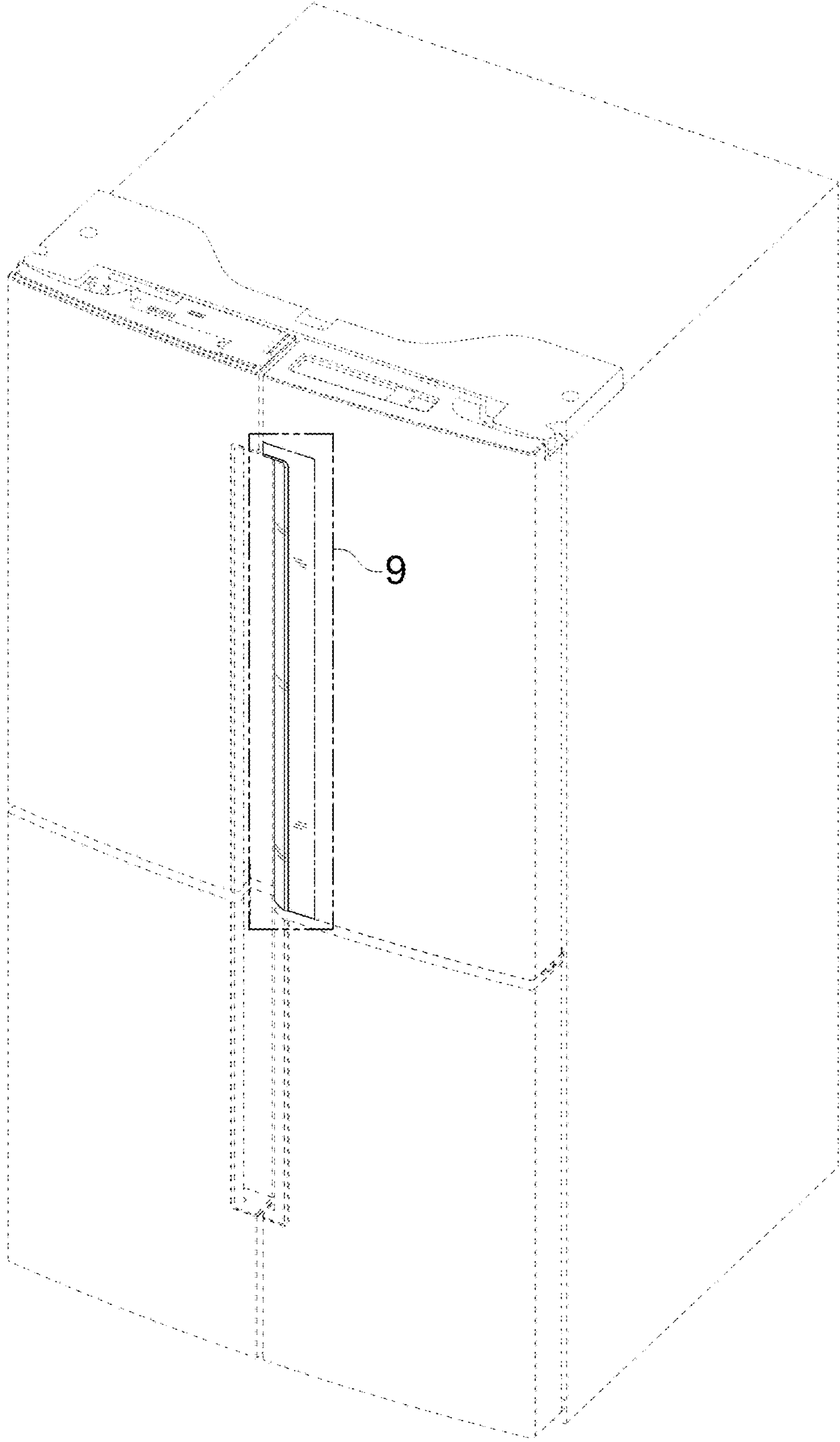


FIG. 2

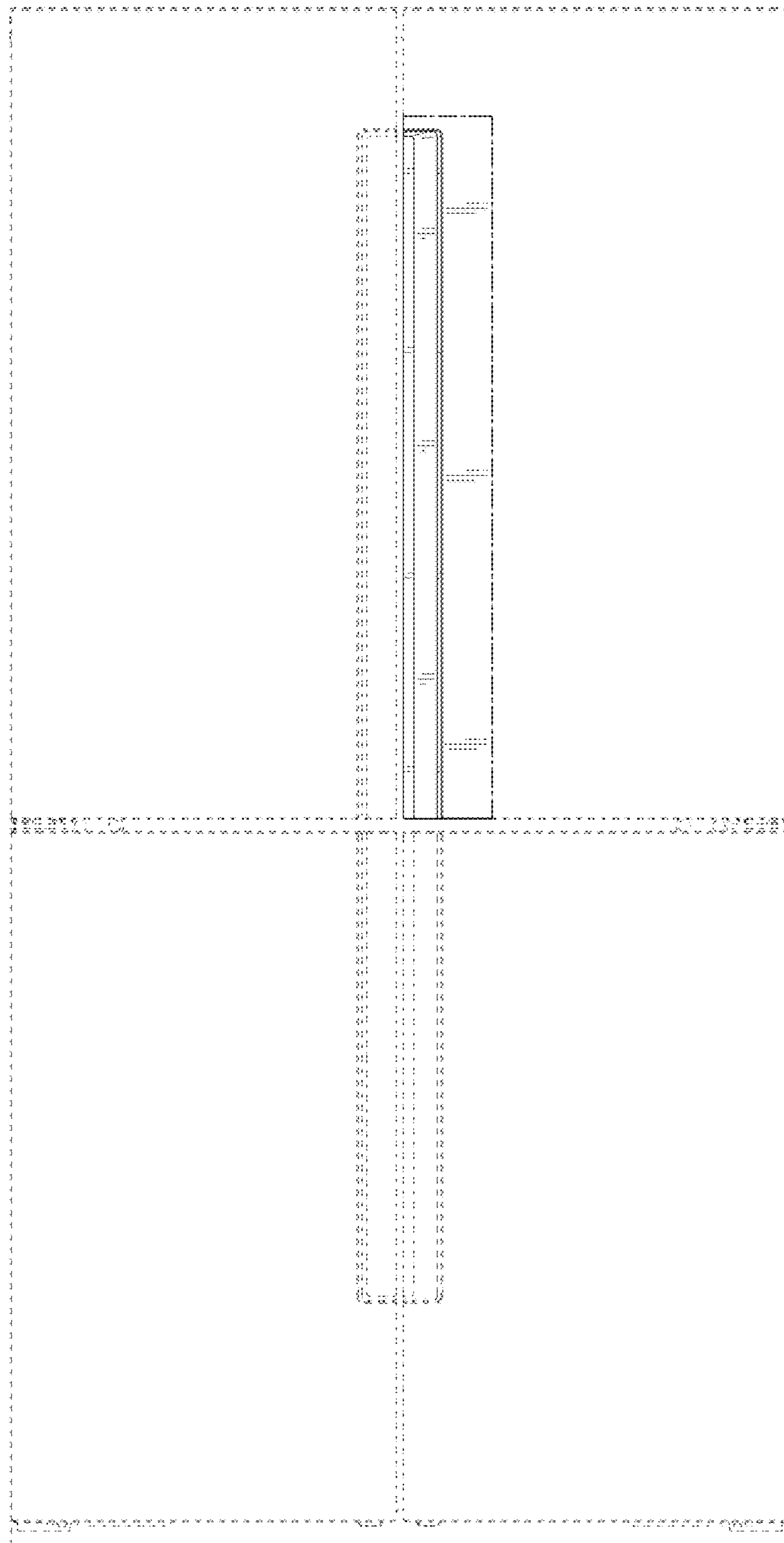


FIG. 3




FIG. 4




FIG. 5



FIG. 6

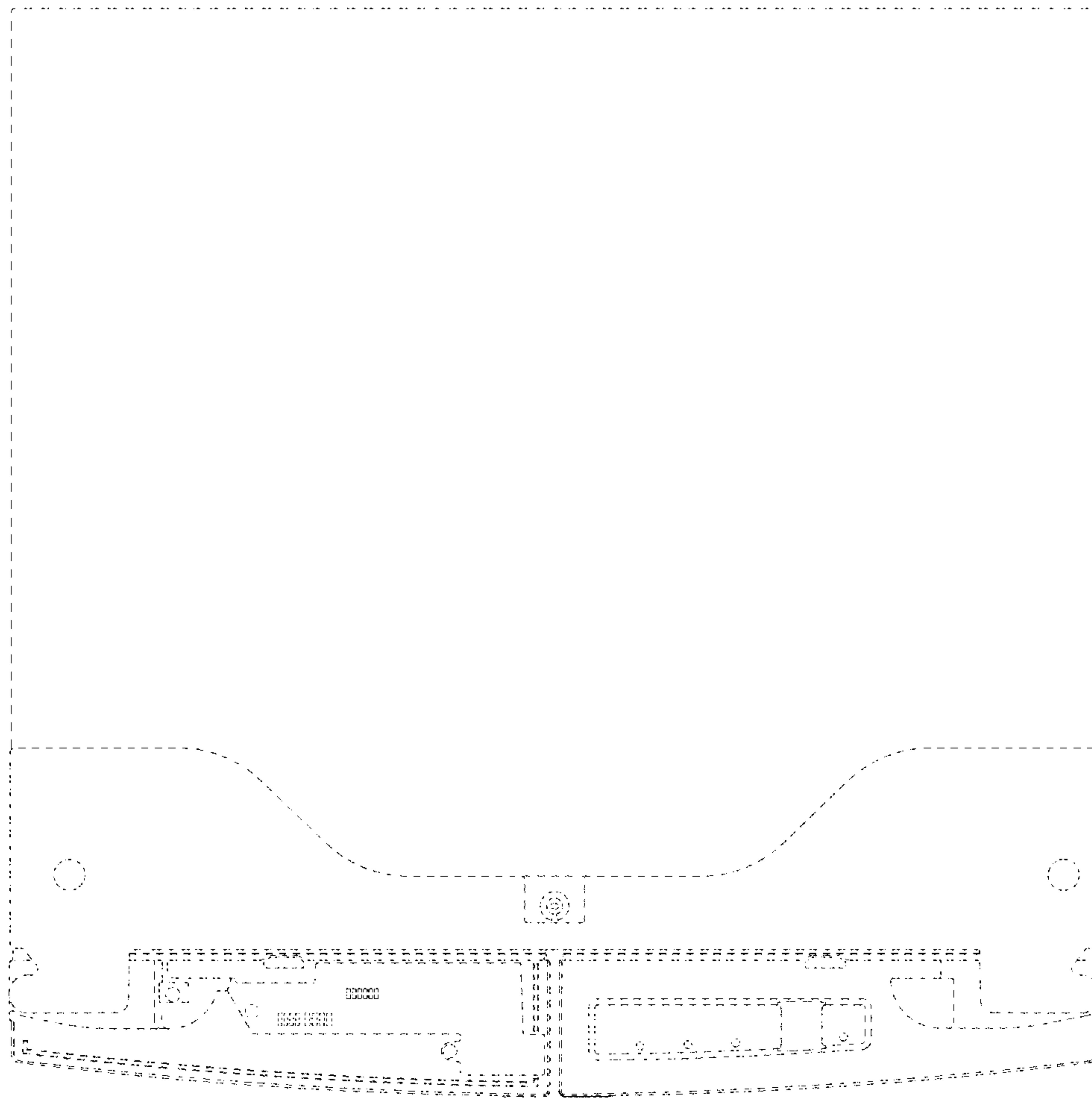


FIG. 7




FIG. 8

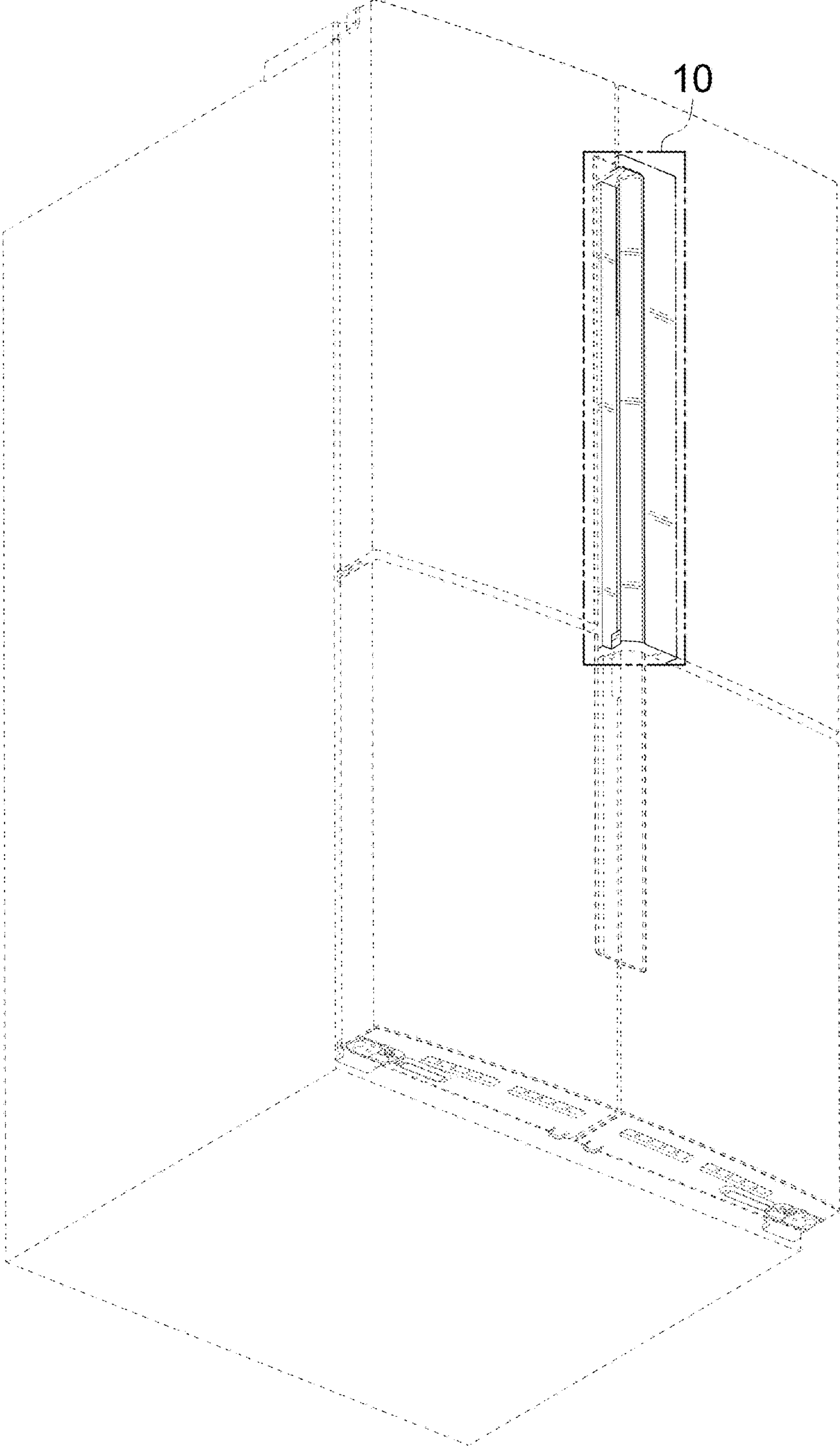


FIG. 9

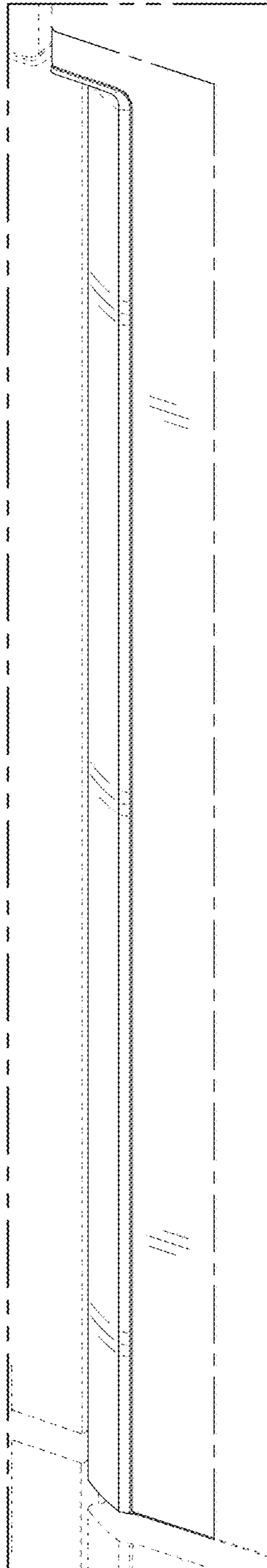


FIG. 10

