



US00D786933S

(12) **United States Design Patent**
Li et al.

(10) **Patent No.:** **US D786,933 S**
(45) **Date of Patent:** **** May 16, 2017**

(54) **SUPERCHARGER HOUSING**

(71) Applicant: **Eaton Corporation**, Cleveland, OH (US)

(72) Inventors: **Kok Cheung Li**, Karlsruhe, DE (US); **Eric Jon Locker**, Portage, MI (US); **Rodney Champlin Glover**, St. Clair Shores, MI (US); **Ravikumar Sara**, Pune (IN); **Andrew William Fedewa**, Marshall, MI (US); **Justin Lawrence Keiffer**, Nashville, MI (US); **Matthew G. Swartzlander**, Battle Creek, MI (US)

(73) Assignee: **Eaton Corporation**, Cleveland, OH (US)

(**) Term: **14 Years**

(21) Appl. No.: **29/510,033**

(22) Filed: **Nov. 24, 2014**

(51) **LOC (10) Cl.** **15-01**

(52) **U.S. Cl.**
USPC **D15/5**

(58) **Field of Classification Search**
USPC D15/1-5; 123/559.1; 29/888.02; 418/178, 179, 1, 206.5; 415/9, 173.4, 415/174.4; 464/127, 72, 74, 75
CPC F16D 2500/1068; F16D 3/70; F16D 3/64; F16D 3/68; F16D 3/78; F02B 39/12; F02B 39/04; F02B 37/04; F02B 33/38; F04C 29/122; F04C 27/005; F04C 18/126
See application file for complete search history.

(56) **References Cited**

U.S. PATENT DOCUMENTS

5,118,268 A * 6/1992 Crisenbery F04C 29/12
418/189
5,527,168 A * 6/1996 Juday F01C 21/10
418/201.1

6,994,603 B2 2/2006 Clark
7,604,467 B2 10/2009 Prior
7,726,286 B2 6/2010 Prior, II
8,464,697 B2 6/2013 Ouwenga
8,701,635 B2 4/2014 Simons
D718,043 S 11/2014 Hamburger
D732,081 S * 6/2015 Northrop D15/4
2003/0192503 A1* 10/2003 James F01C 1/28
123/249

(Continued)

Primary Examiner — T. Chase Nelson
Assistant Examiner — Ania Aman
(74) *Attorney, Agent, or Firm* — Remarck Law Group PLC

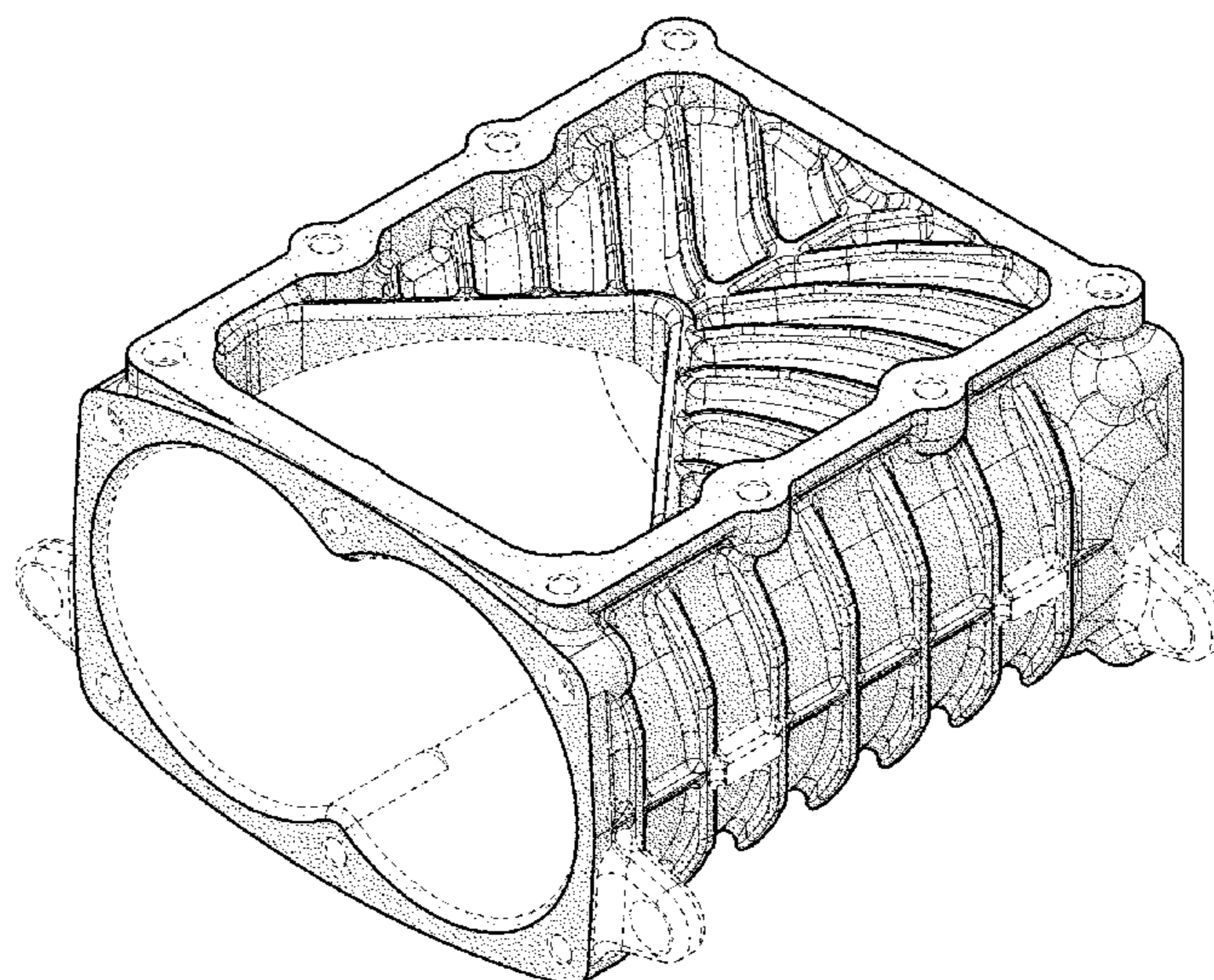
(57) **CLAIM**

The ornamental design for a supercharger housing, as shown and described.

DESCRIPTION

FIG. 1 is a bottom perspective view of a supercharger housing showing the new design.
FIG. 2 is a top perspective view of the supercharger housing of FIG. 1.
FIG. 3 is a bottom plan view of the supercharger housing of FIG. 1.
FIG. 4 is a top plan view of the supercharger housing of FIG. 1.
FIG. 5 is a first side view of the supercharger housing of FIG. 1.
FIG. 6 is a second side view of the supercharger housing of FIG. 1.
FIG. 7 is a front view of the supercharger housing of FIG. 1; and,
FIG. 8 is a rear view of the supercharger housing of FIG. 1.
The broken lines shown in the drawings are for the purpose of illustrating portions of the article that form no part of the claimed design.

1 Claim, 6 Drawing Sheets



(56)

References Cited

U.S. PATENT DOCUMENTS

2008/0060622 A1* 3/2008 Prior F02B 33/38
123/559.1

2008/0170958 A1* 7/2008 Prior F04C 18/084
8/179

2008/0271719 A1* 11/2008 Prior F02B 33/40
123/559.1

2009/0004038 A1* 1/2009 Prior F04C 18/16
418/85

2010/0086402 A1* 4/2010 Ouwenga F04C 18/12
415/224

2011/0150671 A1* 6/2011 Ouwenga F01C 11/008
417/293

2014/0017101 A1 1/2014 Staley

2015/0118086 A1* 4/2015 Swartzlander F04C 29/12
418/1

2015/0252719 A1* 9/2015 Pryor F04C 18/16
92/177

2015/0377158 A1* 12/2015 Benjey F02B 39/10
701/22

2016/0003129 A1* 1/2016 Swartzlander F04C 28/10
418/1

2016/0003249 A1* 1/2016 Ouwenga F04C 27/005
418/1

2016/0003250 A1* 1/2016 McWilliams F02B 33/38
418/206.2

2016/0047340 A1* 2/2016 Mahalatkar F02M 25/0727
123/568.12

* cited by examiner

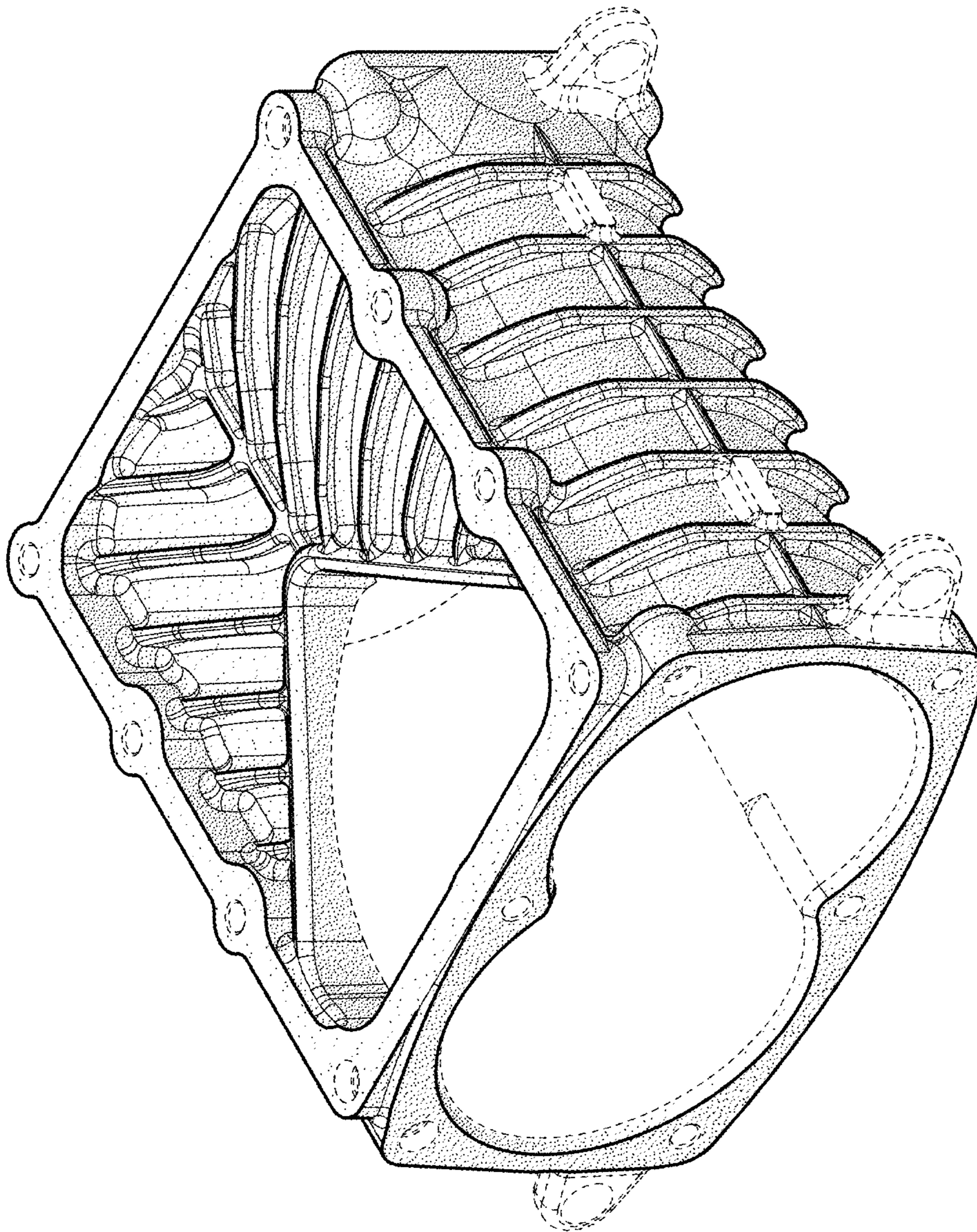


FIG. 1

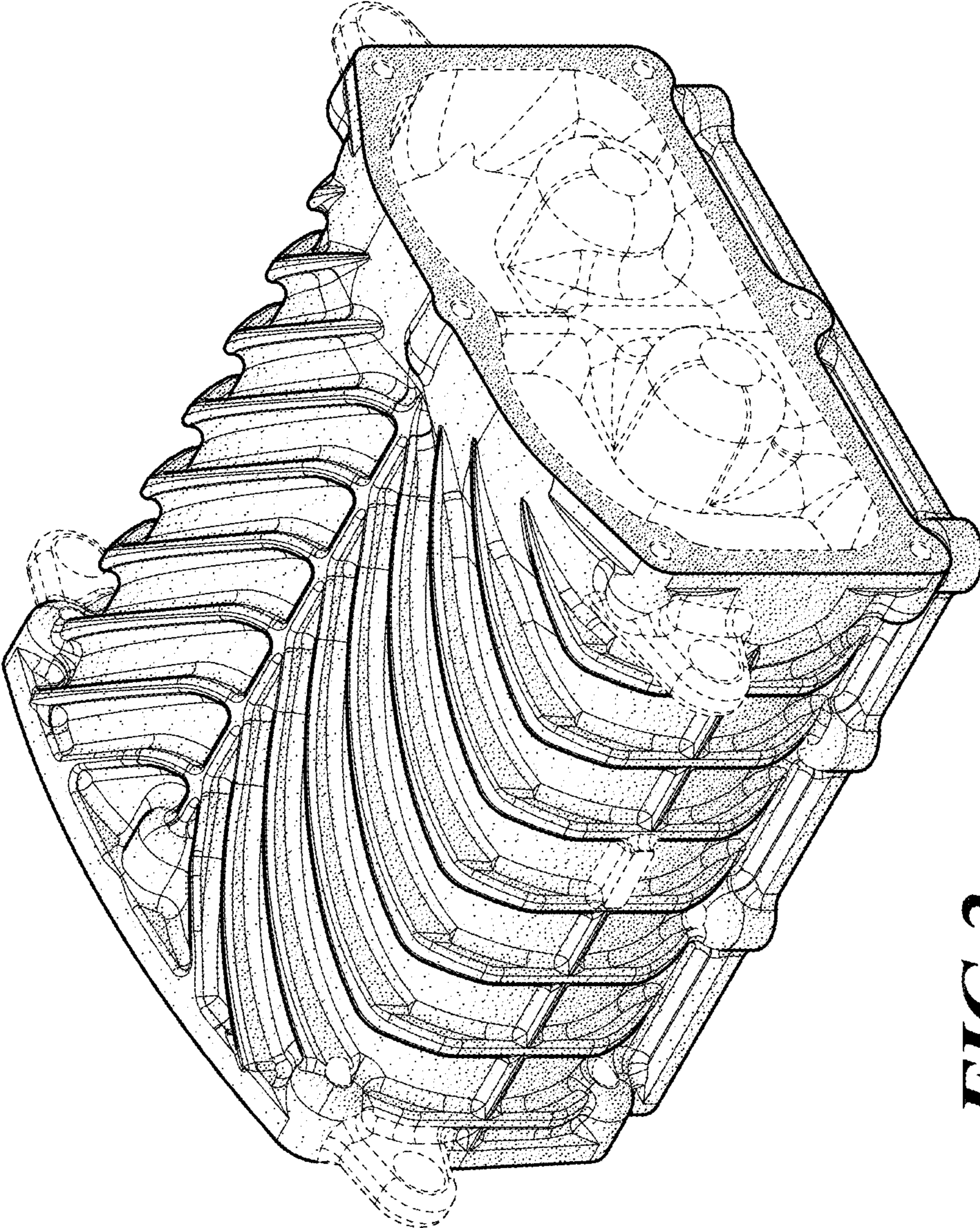


FIG. 2

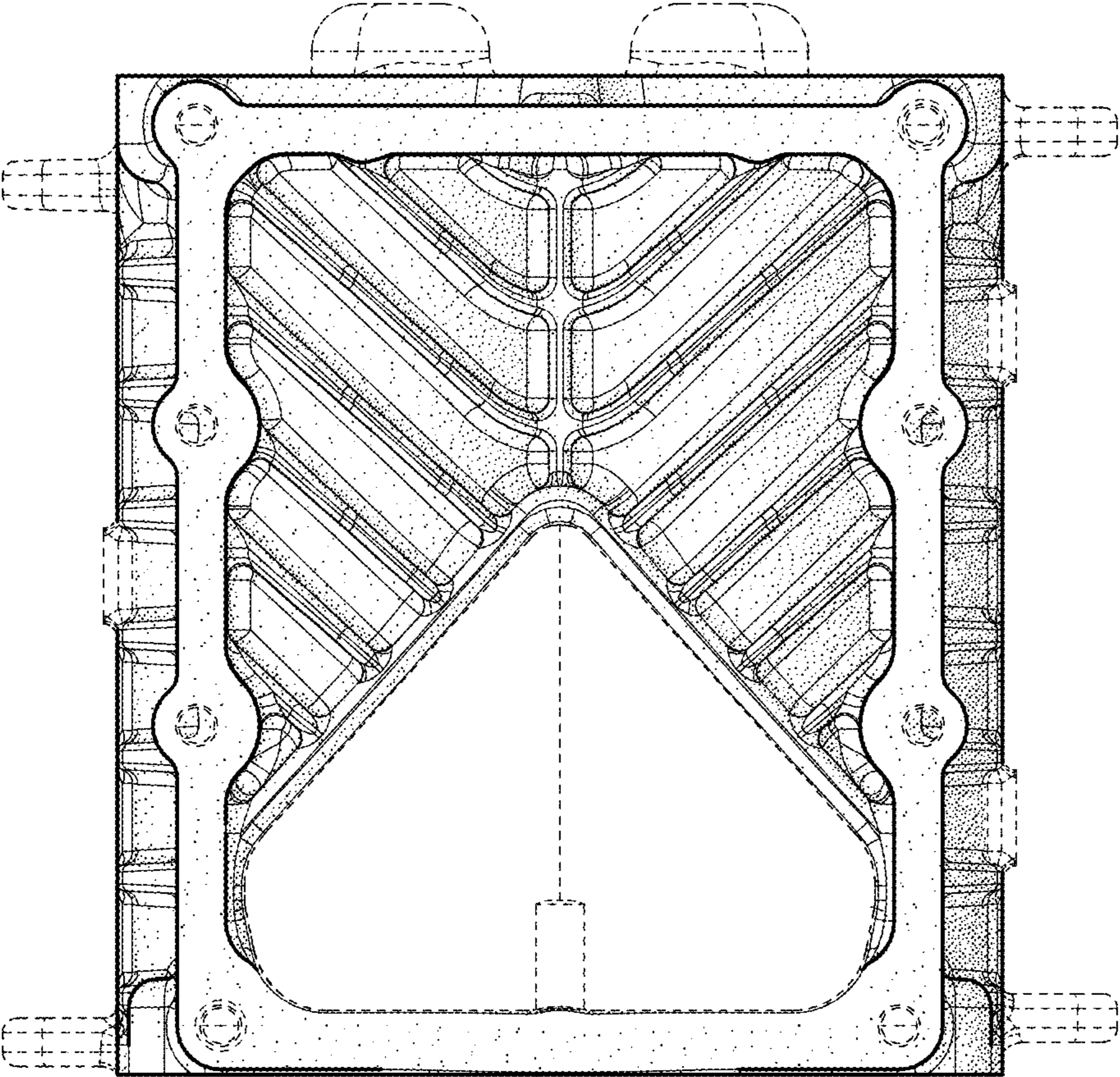


FIG.3

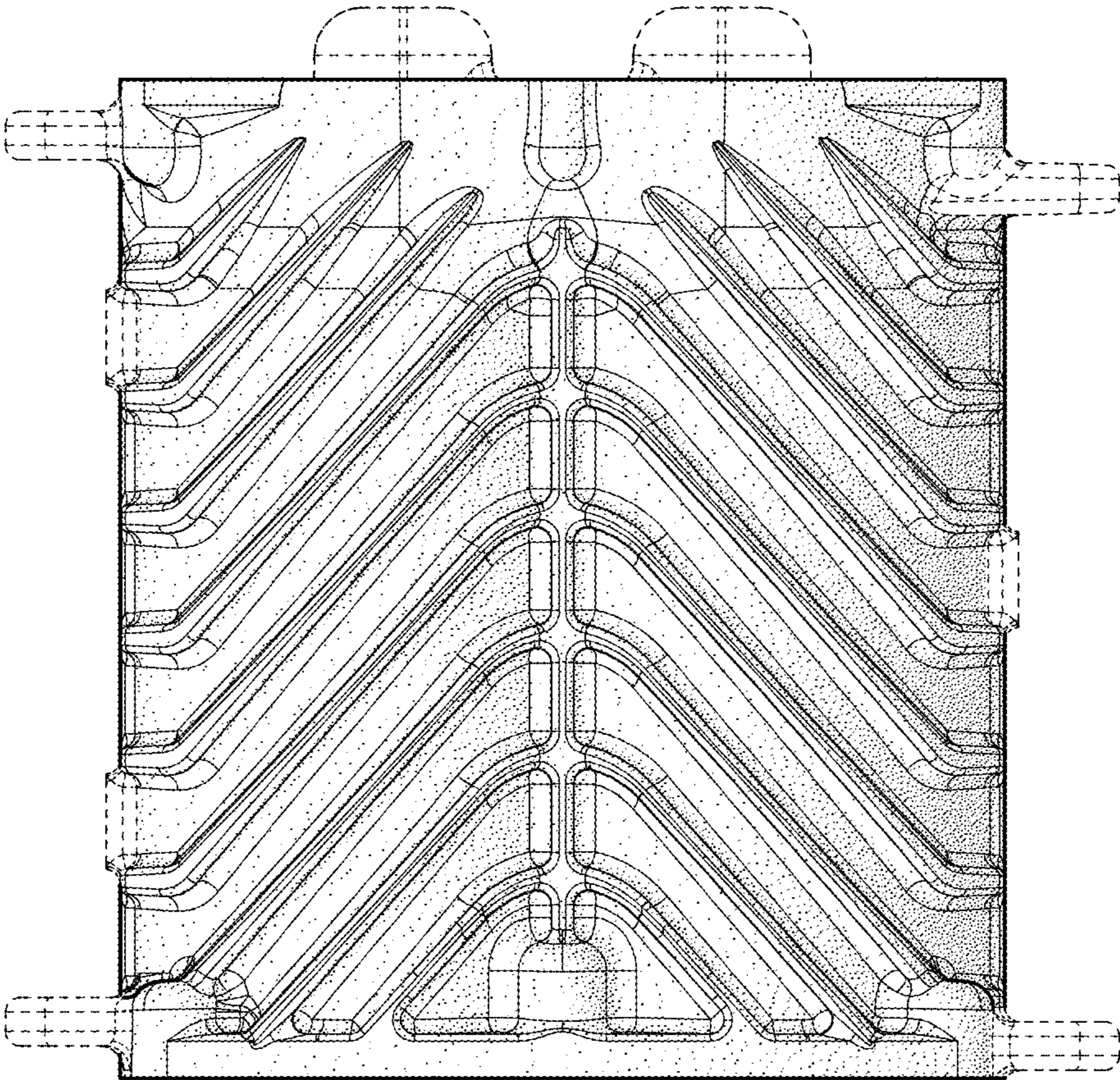


FIG.4

FIG. 5

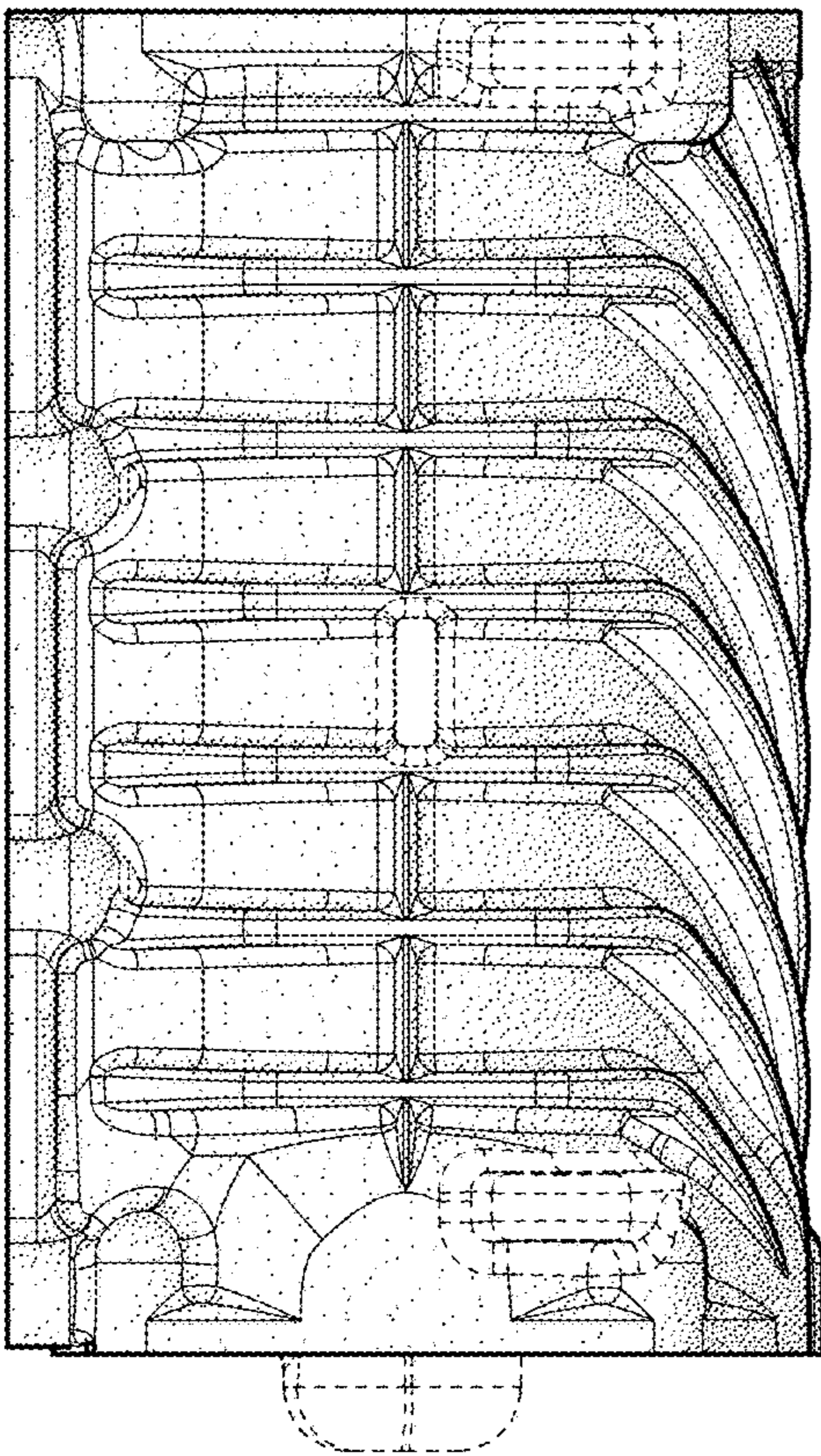


FIG. 6

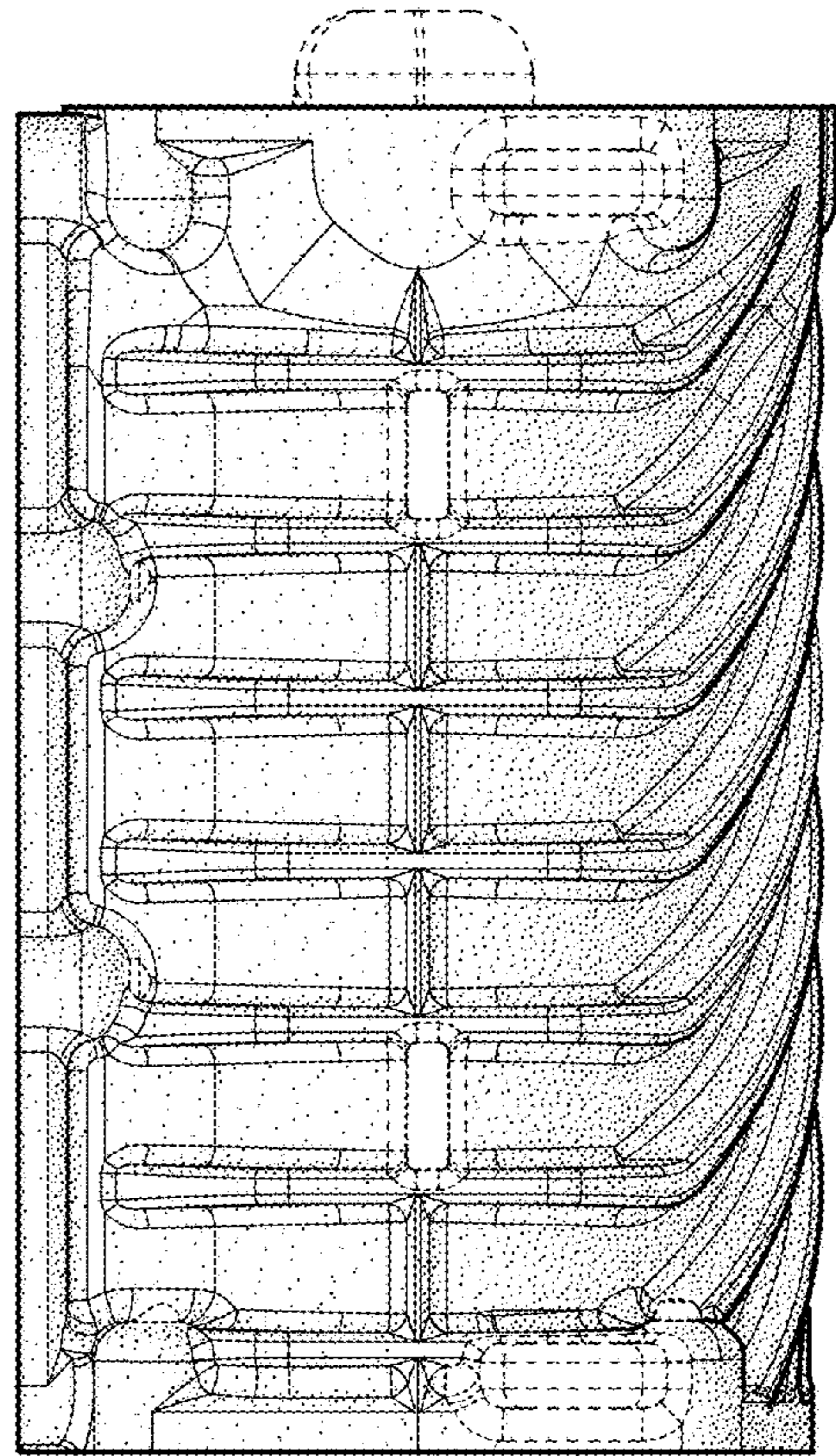


FIG. 7

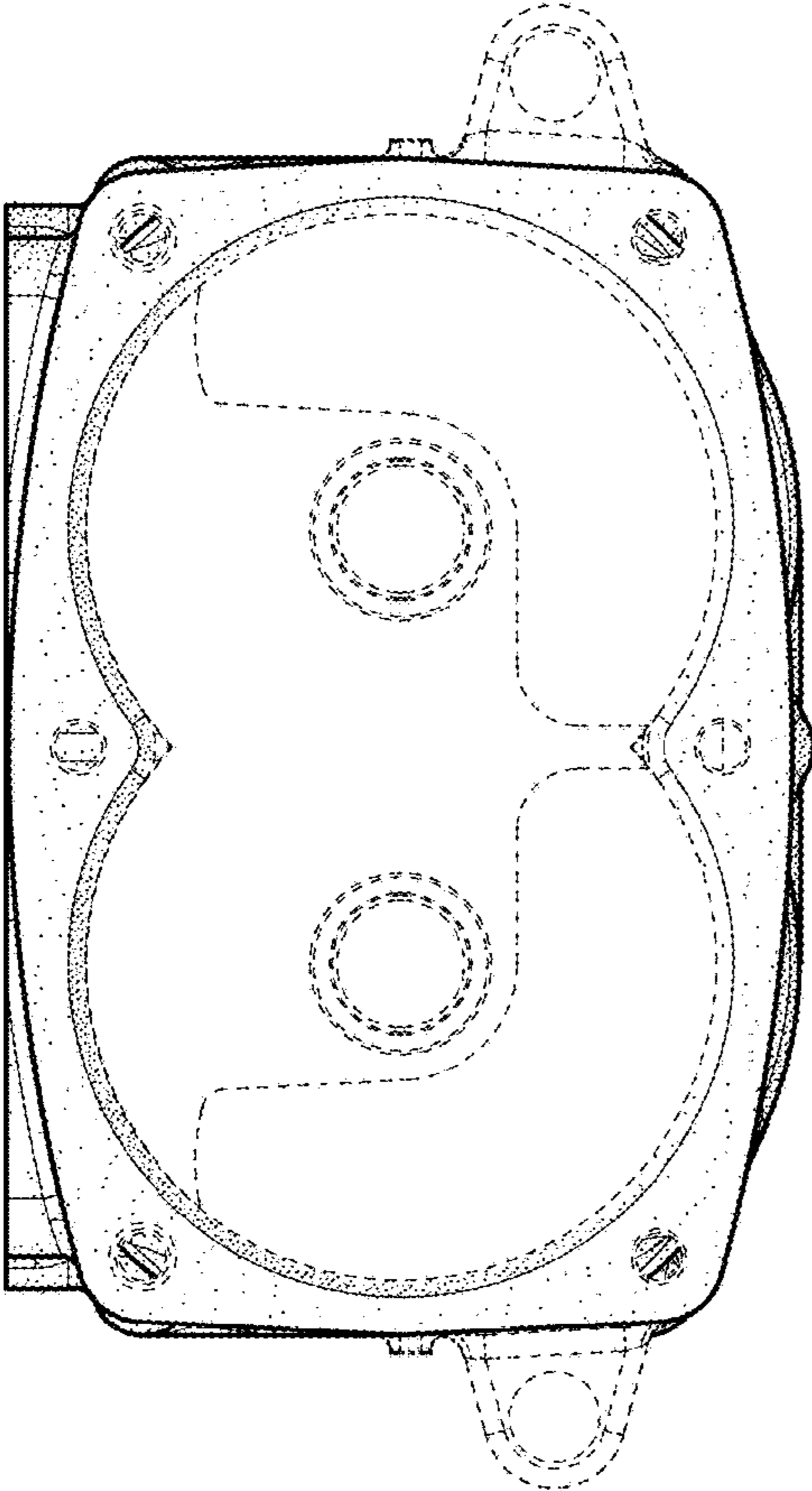


FIG. 8

