



US00D786932S

(12) **United States Design Patent**
Kim et al.

(10) **Patent No.:** **US D786,932 S**

(45) **Date of Patent:** **** May 16, 2017**

(54) **DISPLAY SCREEN OR PORTION THEREOF WITH ANIMATED GRAPHICAL USER INTERFACE**

(71) Applicant: **Samsung Electronics Co., Ltd.**, Suwon-si (KR)

(72) Inventors: **Jiyeon Kim**, Yongin-si (KR); **Jaemyoung Lee**, Seoul (KR)

(73) Assignee: **SAMSUNG ELECTRONICS CO., LTD.**, Gyeonggi-Do (KR)

(**) Term: **15 Years**

(21) Appl. No.: **29/549,209**

(22) Filed: **Dec. 20, 2015**

(30) **Foreign Application Priority Data**

Aug. 12, 2015 (KR) 30-2015-0040591

(51) **LOC (10) Cl.** **14-04**

(52) **U.S. Cl.**
USPC **D14/495**; D14/488

(58) **Field of Classification Search**
USPC D10/70; D14/138 R, 240, 30, 344, D14/485-495
CPC G06F 3/04886; G06F 2203/04807; G06F 3/04842; H04M 1/2477
See application file for complete search history.

(56) **References Cited**

U.S. PATENT DOCUMENTS

- 5,392,388 A * 2/1995 Gibson G06F 3/04845 345/684
- D419,972 S * 2/2000 Johnson D14/486
- 7,359,534 B2 * 4/2008 Semba G06K 9/00006 382/124
- D568,770 S * 5/2008 Tseng D10/103
- D600,710 S * 9/2009 LaManna D14/492
- D601,167 S * 9/2009 Hall D14/492
- D644,661 S * 9/2011 Gardner D14/495
- D667,444 S * 9/2012 Phelan D14/492

(Continued)

OTHER PUBLICATIONS

Giorgos992, MacLock Unlock your Mac, Sep. 21, 2015, youtube.com [online], [site visited Dec. 12, 2016]. Available from Internet: <<https://www.youtube.com/watch?v=75UONV-58Lg>>.*

Primary Examiner — Karen Kearney

Assistant Examiner — Katherine Holbrow

(74) *Attorney, Agent, or Firm* — Cantor Colburn LLP

(57) **CLAIM**

We claim, the ornamental design for a display screen or portion thereof with animated graphical user interface, as shown and described.

DESCRIPTION

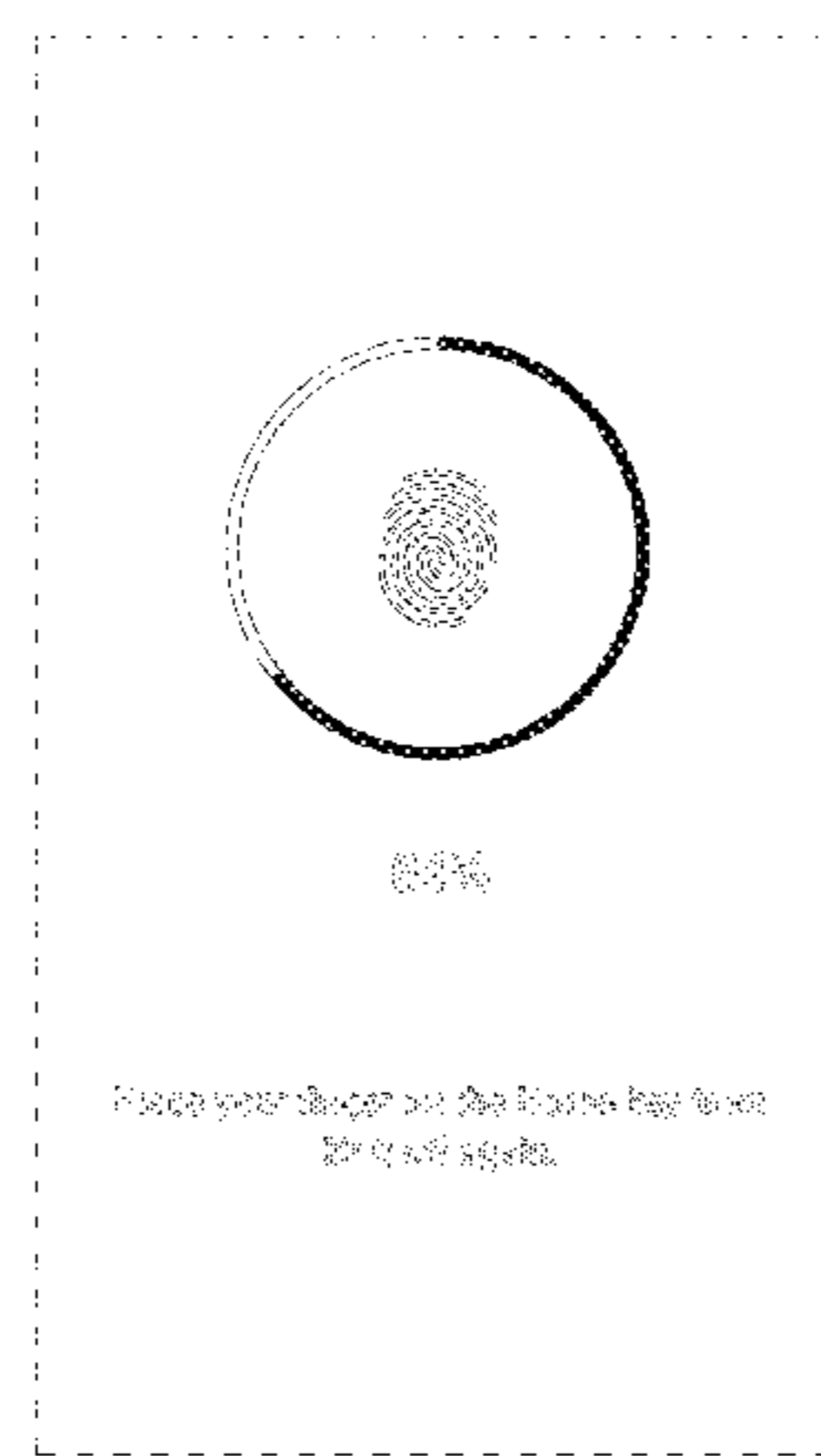
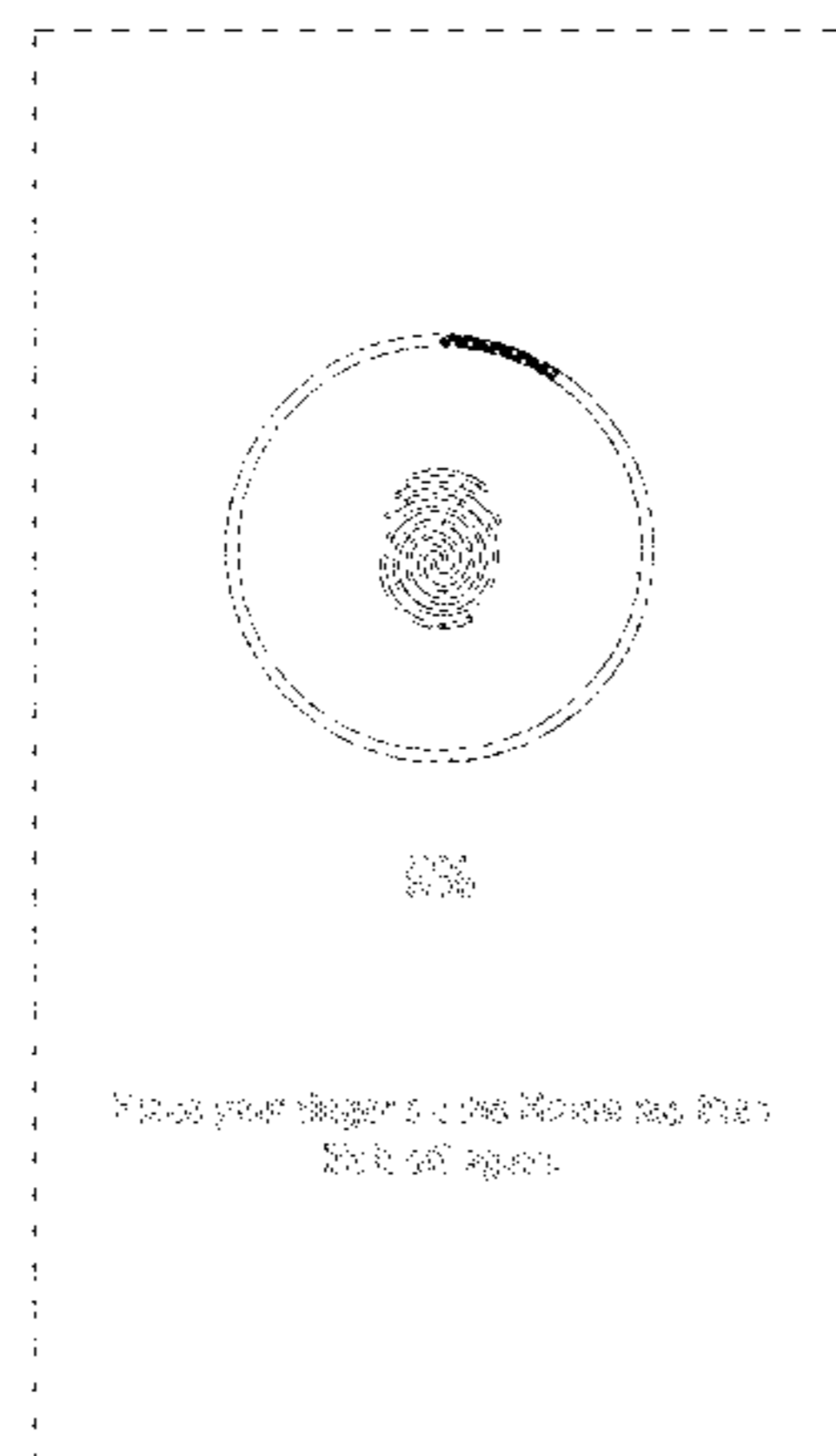
FIG. 1 is a first image in a sequence for a display screen or portion thereof with animated graphical user interface showing our new design;

FIG. 2 is a second image in a sequence thereof;
FIG. 3 is a third image in a sequence thereof;
FIG. 4 is a fourth image in a sequence thereof;
FIG. 5 is a fifth image in a sequence thereof;
FIG. 6 is a sixth image in a sequence thereof;
FIG. 7 is a seventh image in a sequence thereof;
FIG. 8 is an eighth image in a sequence thereof;
FIG. 9 is a ninth image in a sequence thereof;
FIG. 10 is a tenth image in a sequence thereof; and,
FIG. 11 is an eleventh image in a sequence thereof.

The broken lines showing the display screen or portion thereof and portions of the graphical user interface are included for the purpose of illustrating environmental structure and form no part of the claimed design. The process or period in which one image transitions to another forms no part of the claimed design.

The appearance of the transitional image sequentially transitions between the images shown in FIGS. 1-11.

1 Claim, 11 Drawing Sheets



(56)

References Cited

U.S. PATENT DOCUMENTS

D669,497 S *	10/2012	Lee	D14/489	D755,839 S *	5/2016	Caro	D14/489
D669,499 S *	10/2012	Gardner	D14/495	D756,411 S *	5/2016	Lee	D14/492
D689,505 S *	9/2013	Convay	D14/485	D760,791 S *	7/2016	Liu	G06F 3/04817
D724,621 S *	3/2015	Rydenhag	D14/489					D14/494
8,994,827 B2 *	3/2015	Mistry	H04N 5/2252	D760,792 S *	7/2016	Liu	G06F 3/04817
				348/158					D14/494
D726,219 S *	4/2015	Chaudhri	D14/489	D761,277 S *	7/2016	Harvell	D14/485
D727,928 S *	4/2015	Allison	D14/485	D762,230 S *	7/2016	Kaplan	D14/486
D731,550 S *	6/2015	Kim	D14/494	D762,716 S *	8/2016	Yang	D14/489
D736,258 S *	8/2015	Kim	D14/489	D763,308 S *	8/2016	Wang	D14/486
D739,872 S *	9/2015	Bang	D14/488	D765,101 S *	8/2016	Park	D14/485
D741,889 S *	10/2015	Butcher	D14/486	D765,718 S *	9/2016	Vinna	D14/488
D741,898 S *	10/2015	Soegiono	D14/488	D772,895 S *	11/2016	Lee	D14/485
D745,888 S *	12/2015	Lee	D14/489	2014/0057561 A1 *	2/2014	Ko	H04M 1/7253
D749,634 S *	2/2016	Cho	D14/489					455/41.1
D752,072 S *	3/2016	Song	D14/486	2015/0074615 A1 *	3/2015	Han	G06K 9/00033
9,324,067 B2 *	4/2016	Van Os	G06Q 20/322					715/863
					2015/0133084 A1 *	5/2015	Baek	G06F 3/048
									455/411

* cited by examiner

FIG. 1

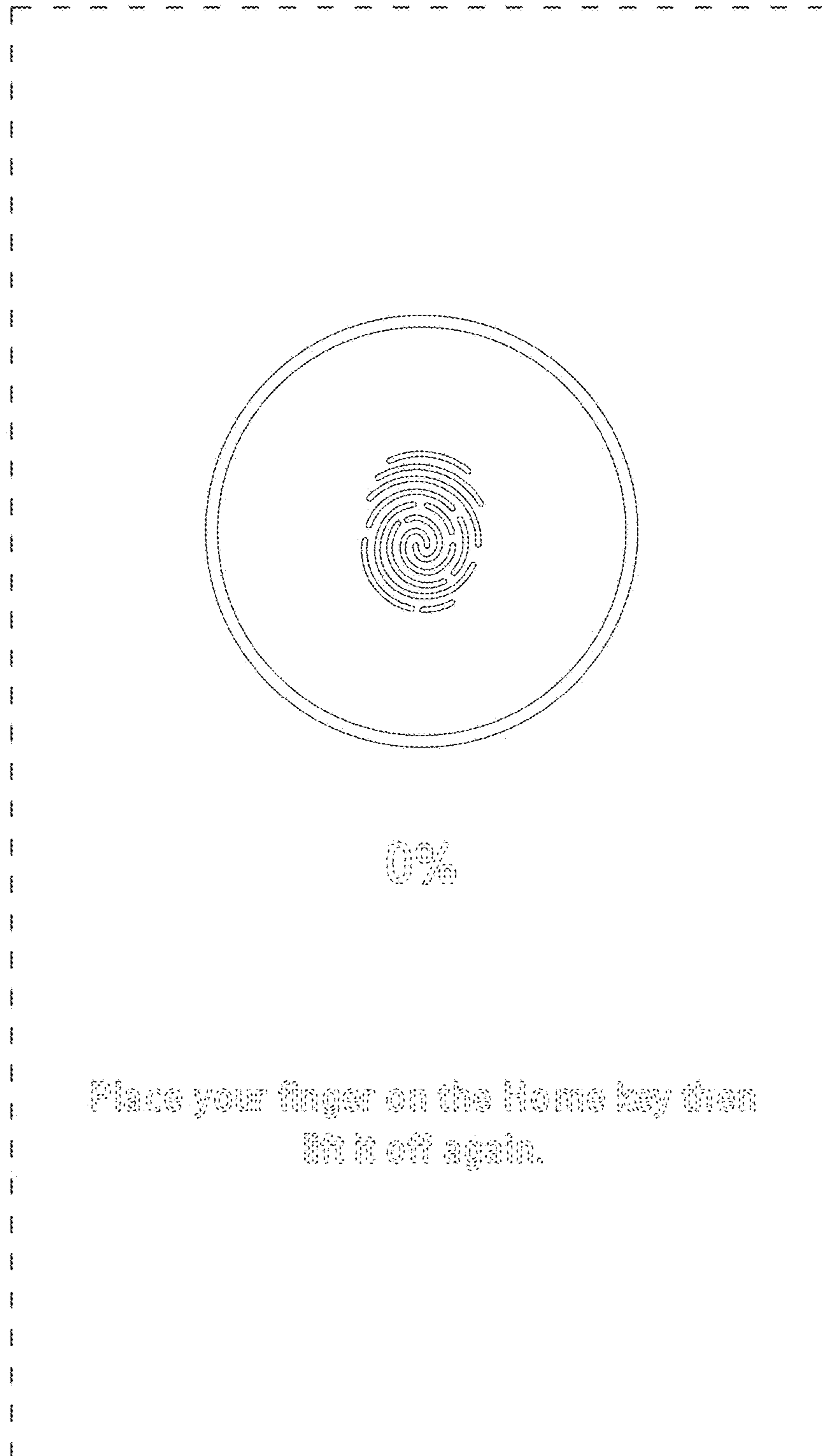
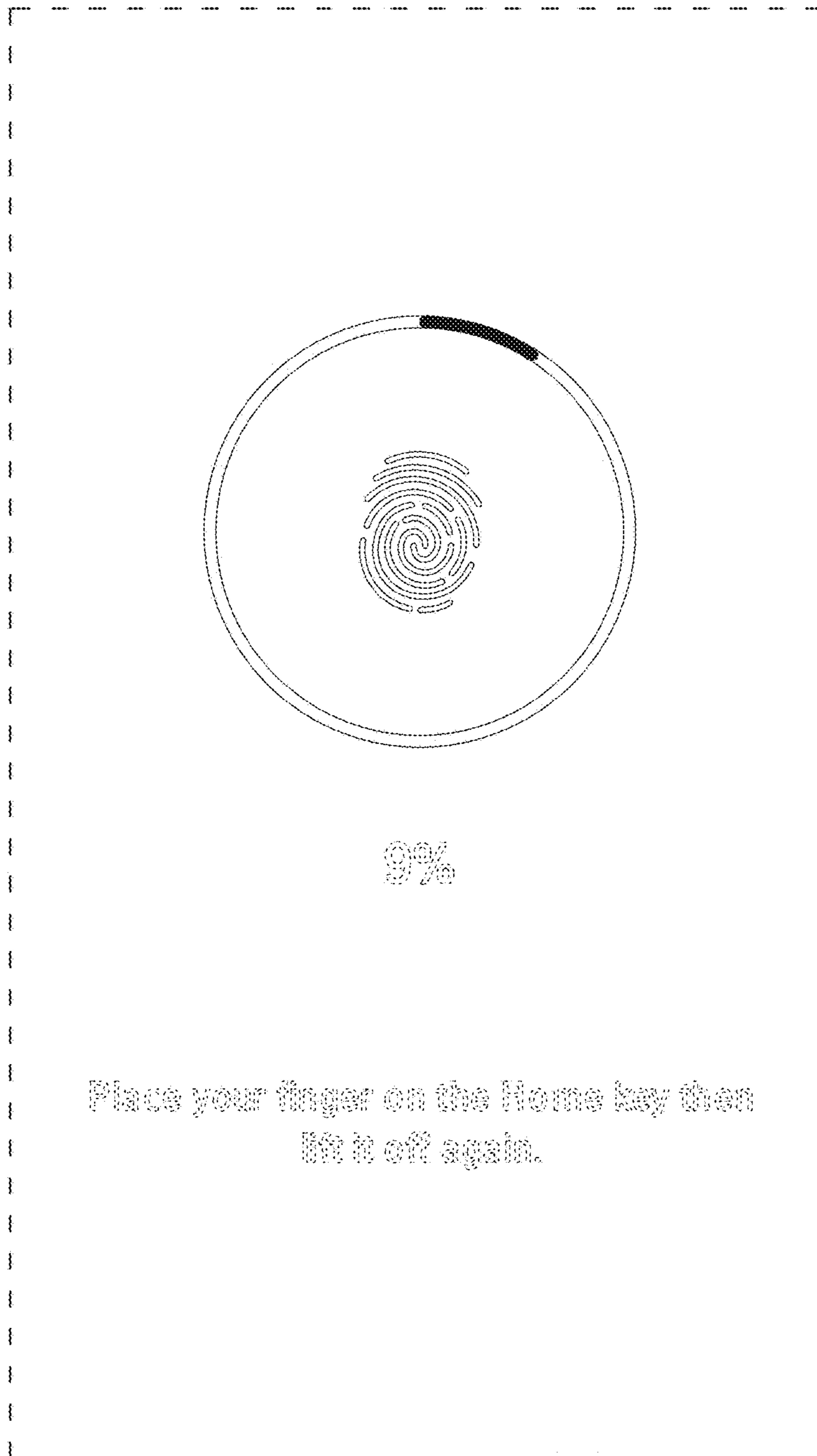


FIG. 2



Place your finger on the Home key then
lift it off again.

FIG. 3

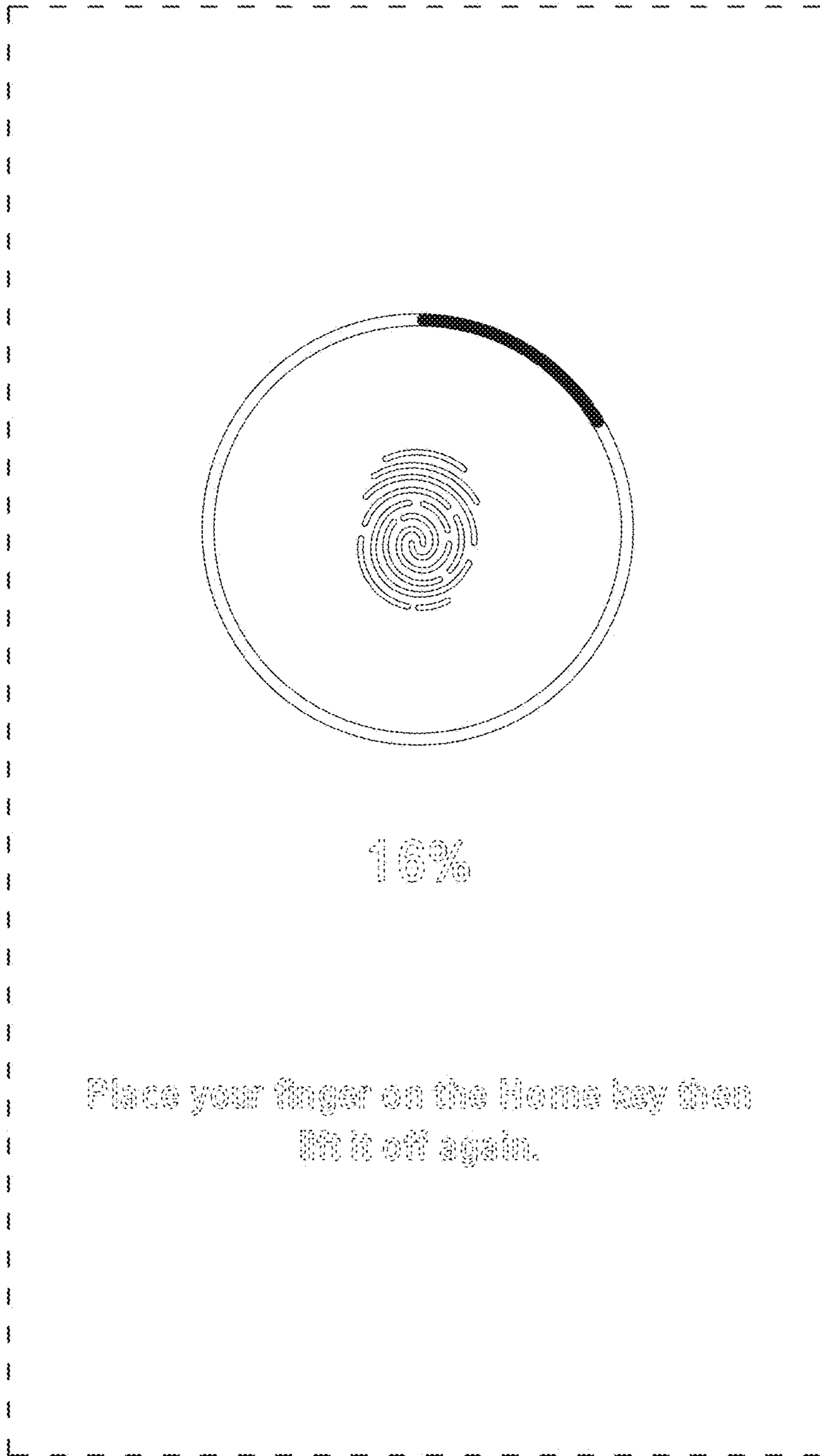


FIG. 4

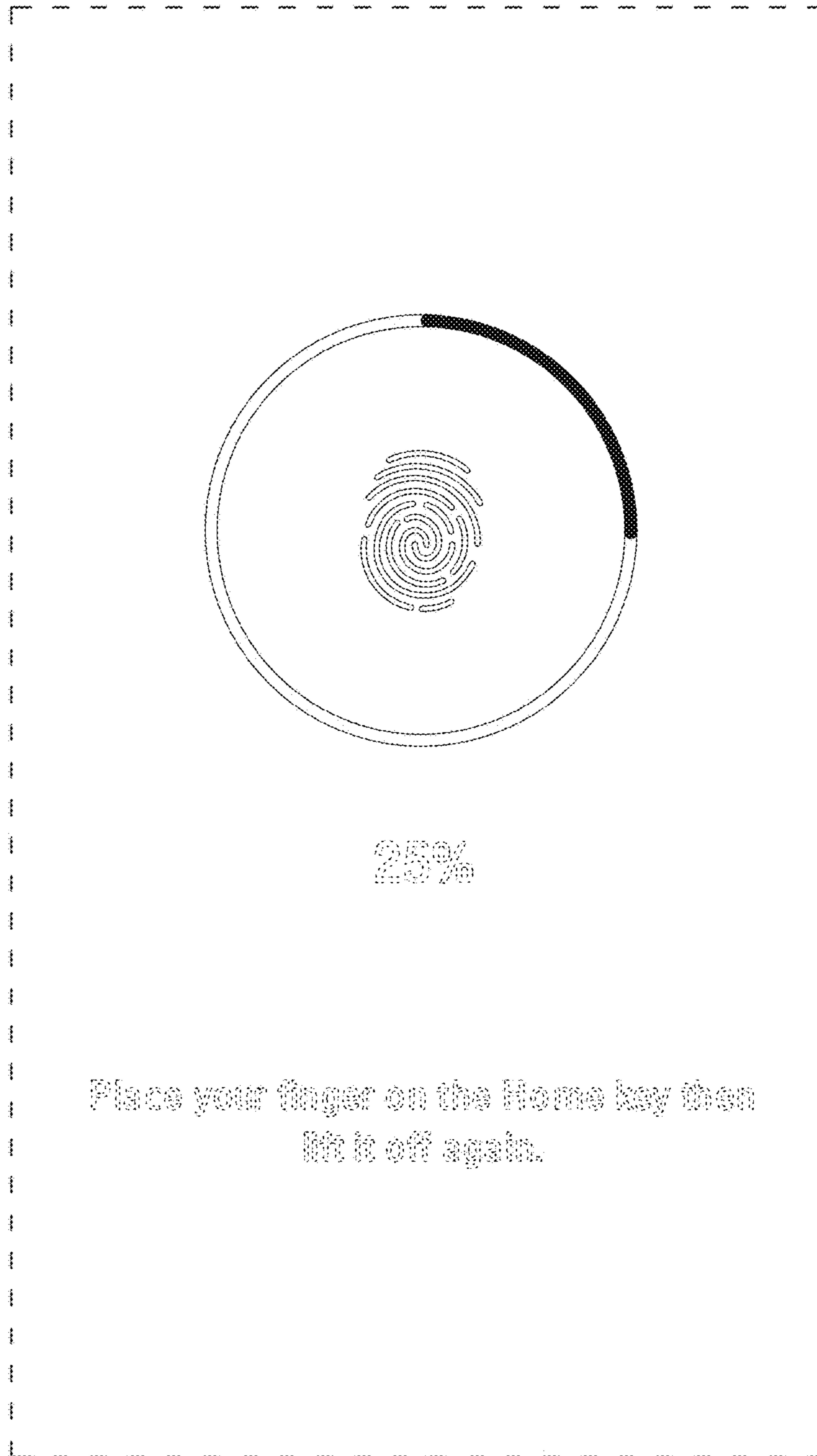


FIG. 5

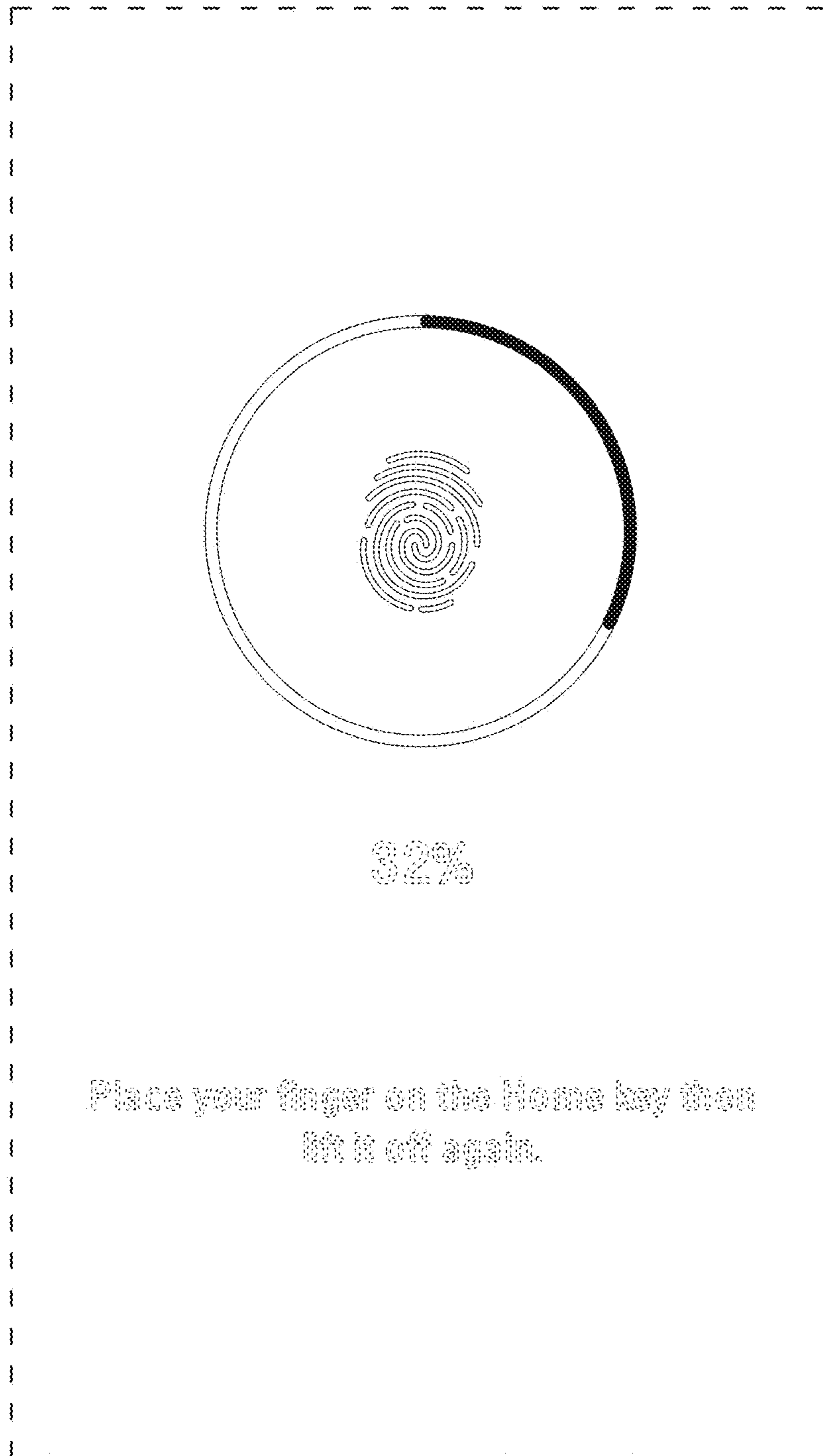


FIG. 6

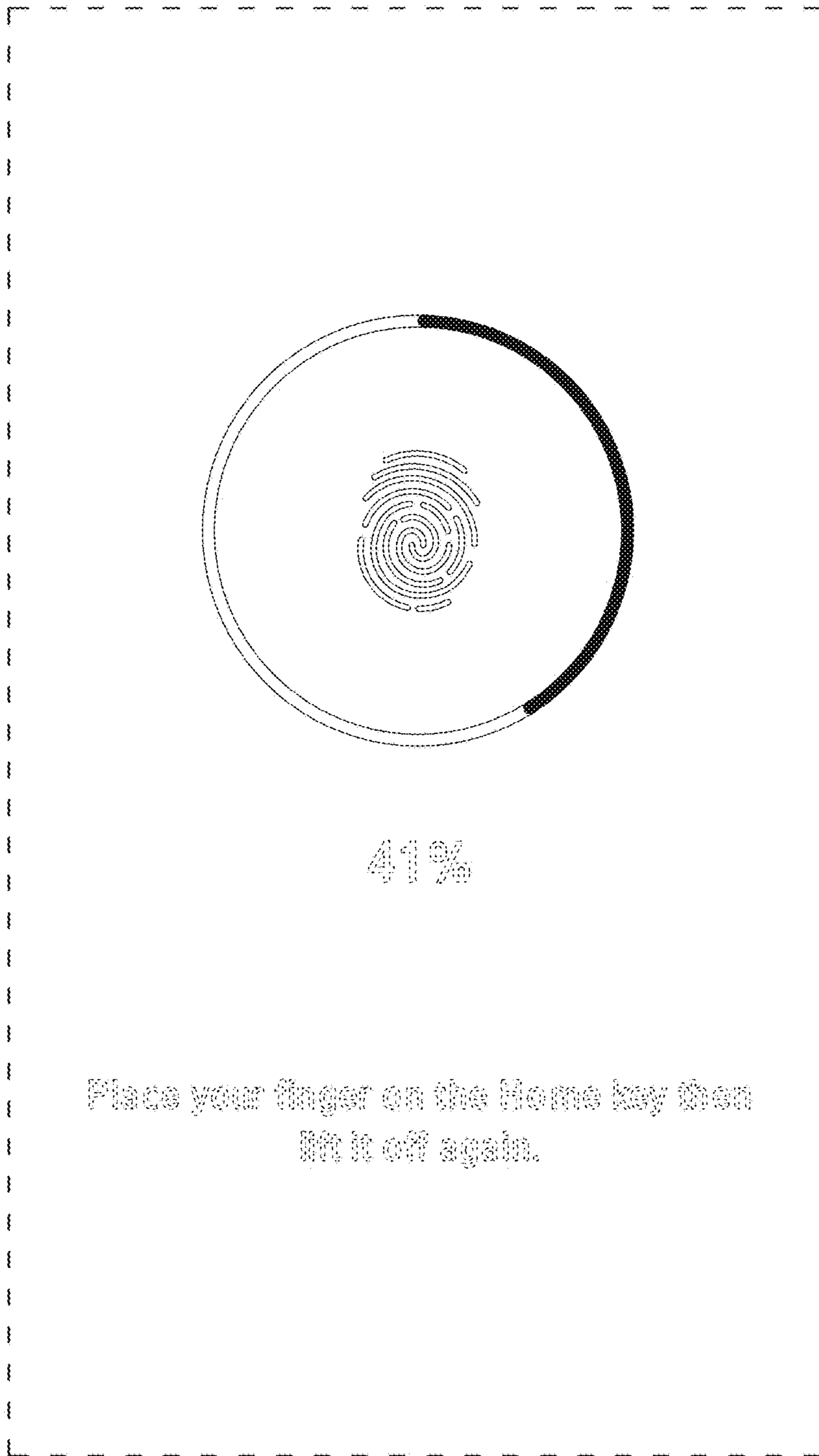


FIG. 7




FIG. 8




FIG. 9

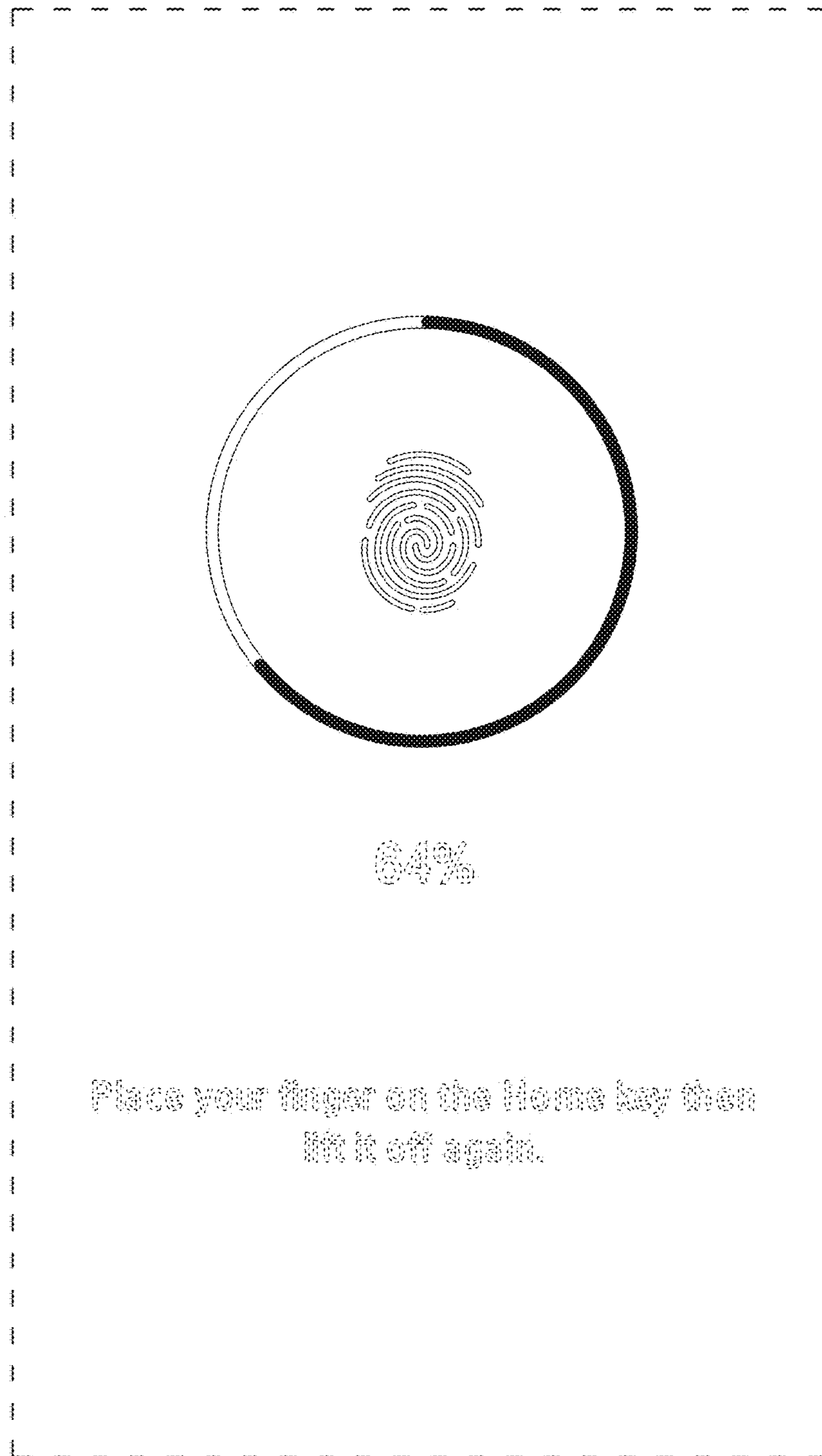


FIG. 10

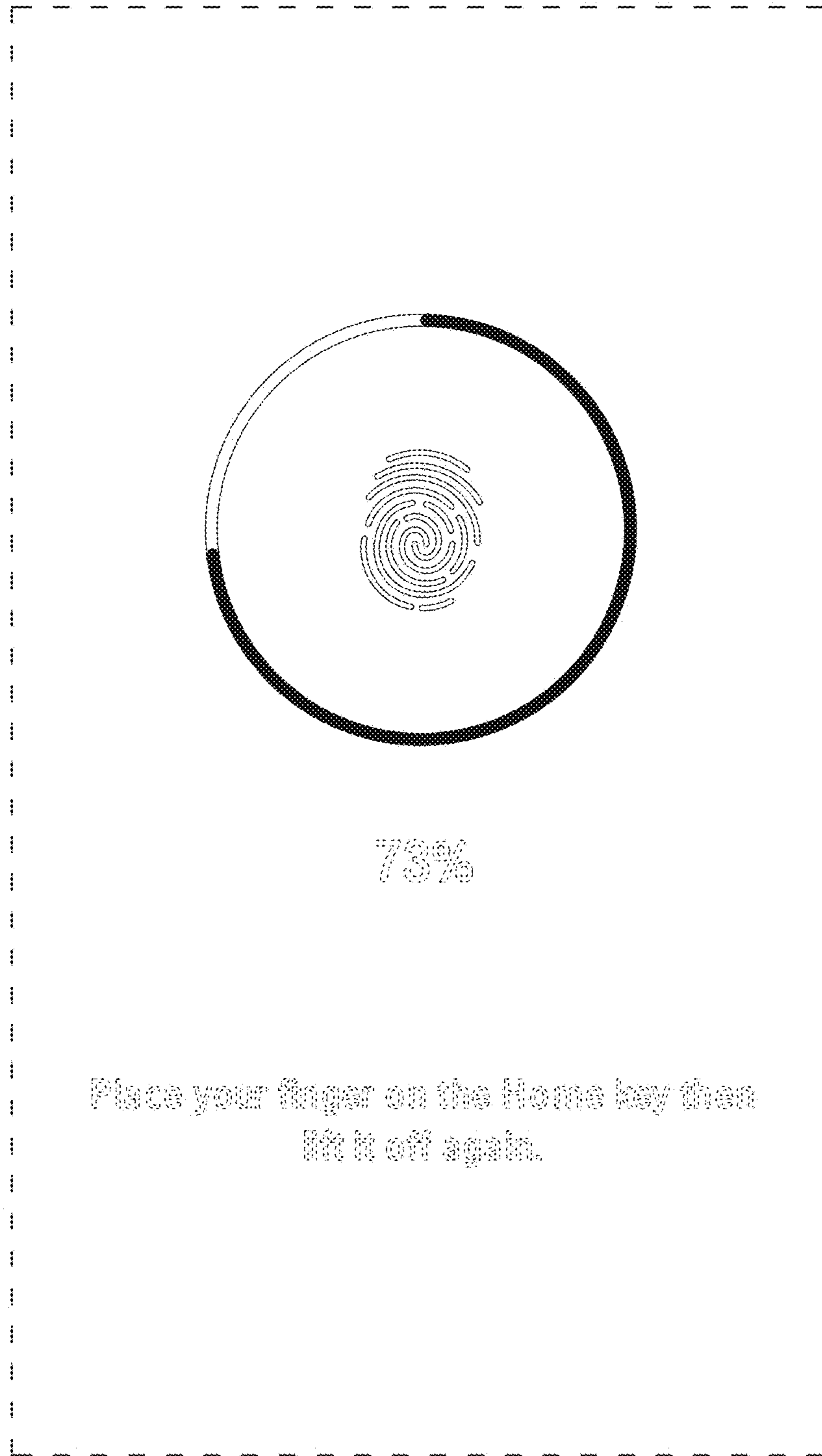


FIG. 11

