



US00D786904S

(12) **United States Design Patent**  
**Sakuma**

(10) **Patent No.:** **US D786,904 S**

(45) **Date of Patent:** **\*\* May 16, 2017**

(54) **DISPLAY SCREEN WITH GRAPHICAL USER INTERFACE**

(71) Applicant: **FUJIFILM Corporation**, Tokyo (JP)

(72) Inventor: **Nanae Sakuma**, Tokyo (JP)

(73) Assignee: **FUJIFILM Corporation**, Tokyo (JP)

(\*\*) Term: **14 Years**

(21) Appl. No.: **29/518,789**

(22) Filed: **Feb. 27, 2015**

(30) **Foreign Application Priority Data**

Sep. 1, 2014 (JP) ..... 2014-019224

(51) **LOC (10) Cl.** ..... **14-04**

(52) **U.S. Cl.**  
USPC ..... **D14/486**

(58) **Field of Classification Search**

USPC ..... D14/485-495; D19/1-5; D20/10, 11,  
D20/22-38

CPC ..... G06F 3/048-3/04897; G06F 17/24; H04N  
1/0044; H04N 1/00196; H04N  
1/00408-1/00437; G06T 2200/24; B41J  
29/38; G03G 15/5016; G03G 15/502

See application file for complete search history.

(56) **References Cited**

**U.S. PATENT DOCUMENTS**

D500,765 S *	1/2005	Wasko	.....	D14/486
D510,581 S *	10/2005	Robbin	.....	D14/486
D593,108 S *	5/2009	Danton	.....	D14/485
D636,784 S *	4/2011	Loken	.....	D14/486
D703,688 S *	4/2014	Choi	.....	D14/486
D706,789 S *	6/2014	Bortman	.....	D14/486
D734,775 S *	7/2015	Nagasawa	.....	D14/488

D749,608 S *	2/2016	Bae	.....	D14/486
D759,110 S *	6/2016	Lee	.....	D14/489
D771,080 S *	11/2016	Kang	.....	D14/486
2012/0321223 A1 *	12/2012	Nagasaka	.....	H04N 1/00448 382/305
2014/0195953 A1 *	7/2014	Sakai	.....	G06F 3/04883 715/771
2014/0282055 A1 *	9/2014	Engel	.....	G06F 3/0482 715/744
2016/0099981 A1 *	4/2016	Lou	.....	H04L 51/32 715/753

\* cited by examiner

*Primary Examiner* — Cathron Brooks

*Assistant Examiner* — Ian Whitmore

(74) *Attorney, Agent, or Firm* — Sughrue Mion, PLLC

(57) **CLAIM**

The ornamental design for a display screen with graphical user interface, as shown and described.

**DESCRIPTION**

FIG. 1 is a top, front, and left side perspective view of a display screen with graphical user interface showing my new design;

FIG. 2 is a front elevational view thereof;

FIG. 3 is an enlarged view of the display screen with graphical user;

FIG. 4 is an enlarged view of a portion defined between arrowheads X-X of FIG. 3; and,

FIG. 5 is an enlarged view of the display screen with graphical user interface showing additional broken line subject matter.

The broken lines illustrate an electronic device as the environment of a display screen with graphical user interface, as well as portions of the graphical user interface, and form no part of the claimed design.

**1 Claim, 5 Drawing Sheets**

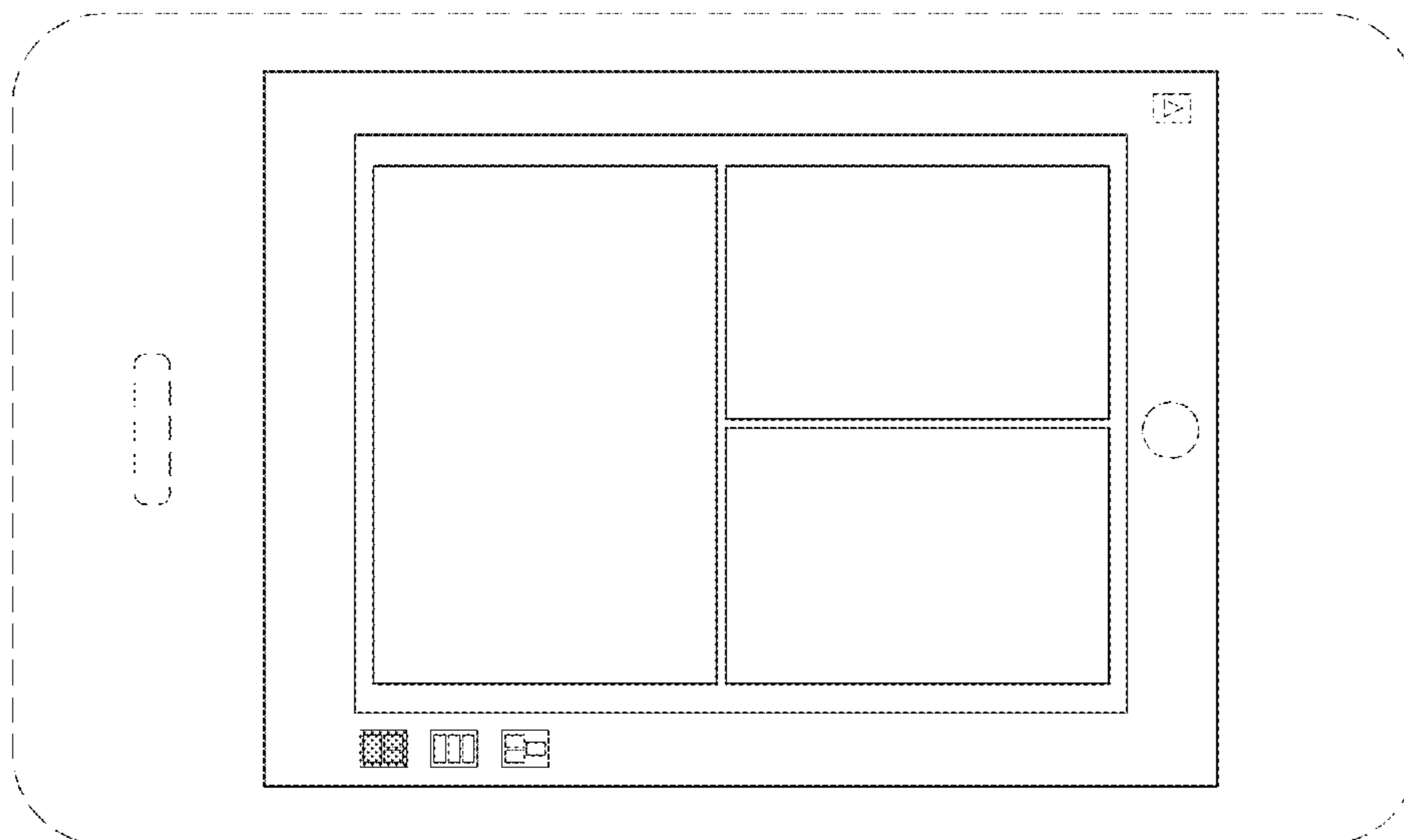


FIG. 1

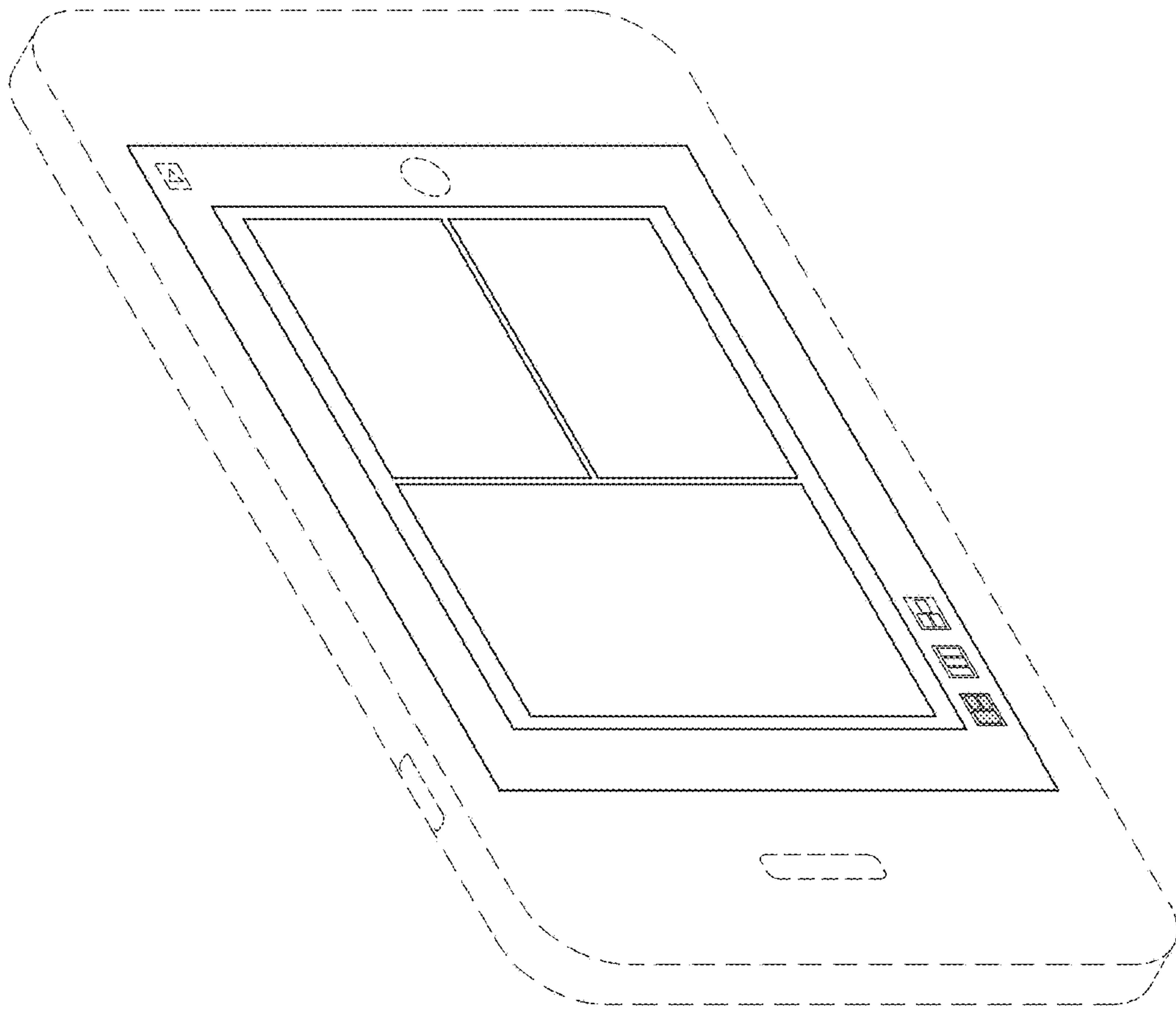


FIG. 2

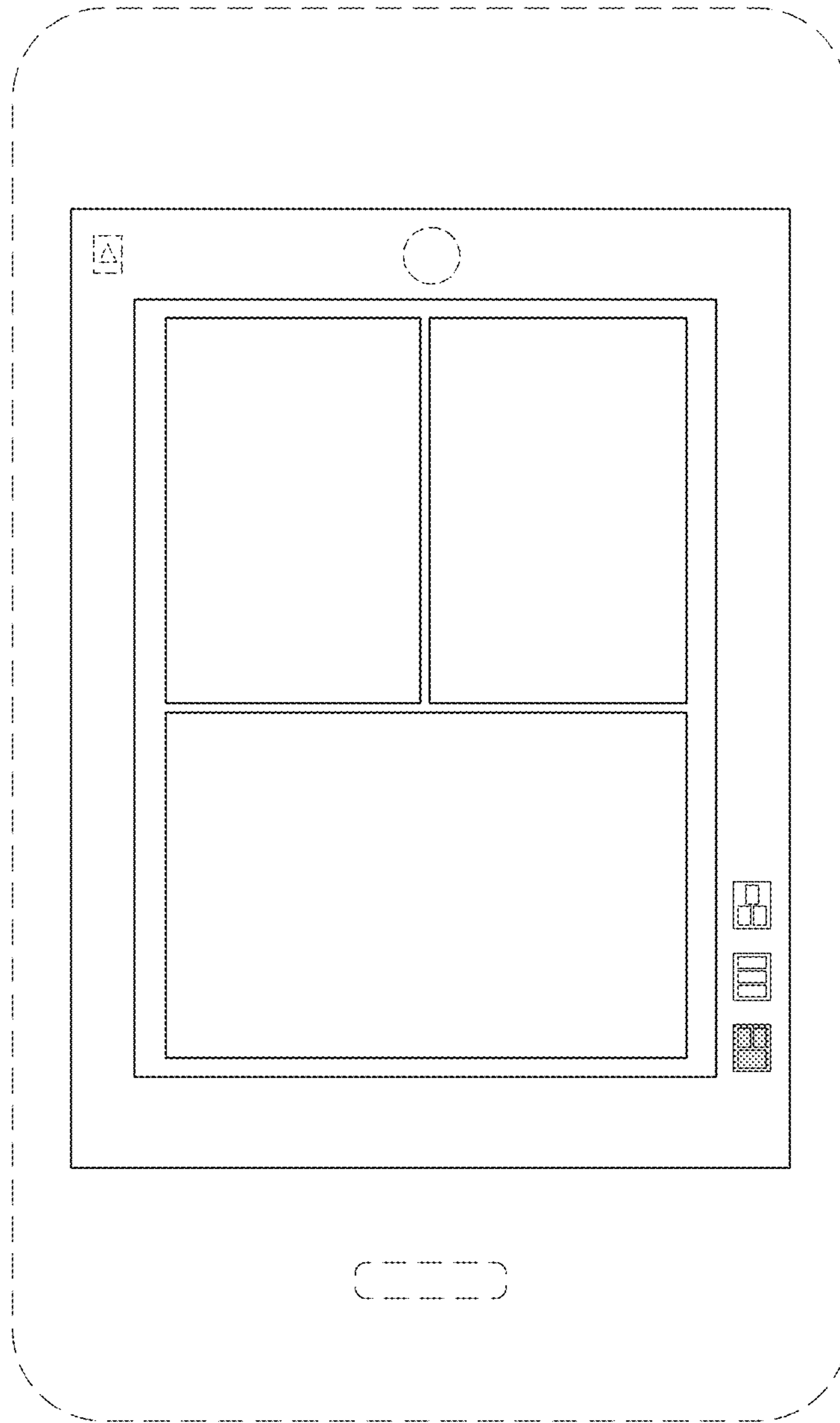


FIG. 3




FIG. 4



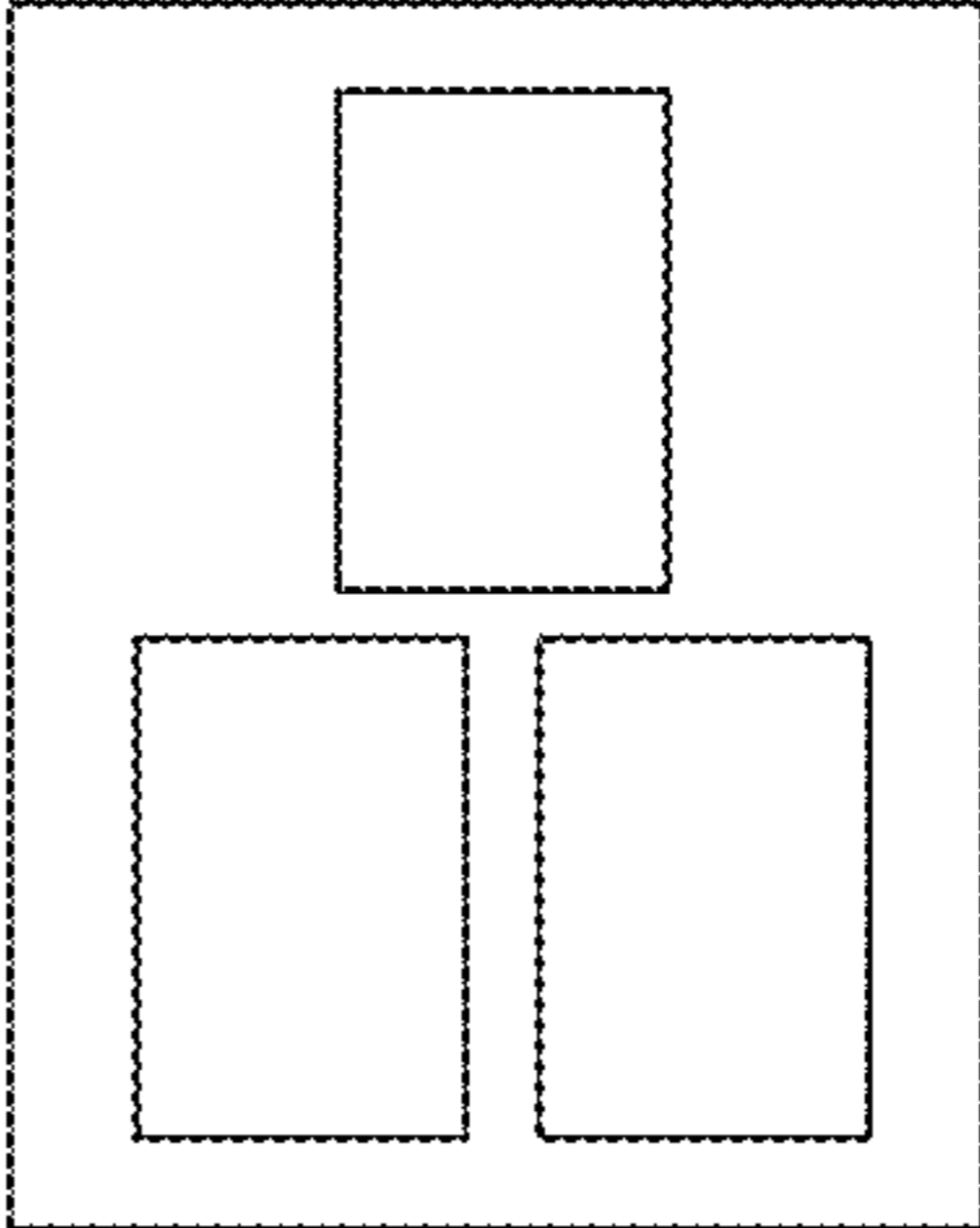


FIG. 5

