



US00D786881S

(12) **United States Design Patent**
Stewart et al.

(10) **Patent No.:** **US D786,881 S**
(45) **Date of Patent:** **** May 16, 2017**

(54) **ELECTRONIC DEVICE CASE**

(71) Applicant: **Griffin Technology, LLC**, Irvine, CA (US)

(72) Inventors: **Brittany L. Stewart**, Nashville, TN (US); **Daniel Poon**, Nashville, TN (US)

(73) Assignee: **Griffin Technology, LLC**, Irvine, CA (US)

(**) Term: **15 Years**

(21) Appl. No.: **29/555,804**

(22) Filed: **Feb. 25, 2016**

(51) **LOC (10) Cl.** **14-02**

(52) **U.S. Cl.**
USPC **D14/440**

(58) **Field of Classification Search**
USPC D14/250, 440, 447, 253; 206/45.23, 320, 206/45.2, 316.2; 361/679.55; 294/25; 224/218
CPC G06F 1/1628; G06F 1/1613; G06F 1/1626; A47B 23/044
See application file for complete search history.

(56) **References Cited**

U.S. PATENT DOCUMENTS

D600,699 S	*	9/2009	Johnston	D14/440
D669,480 S	*	10/2012	Piedra	D14/440
D692,434 S	*	10/2013	Kim	D14/440
D696,253 S	*	12/2013	Akana	D14/345
D696,256 S	*	12/2013	Piedra	D14/440
D730,913 S	*	6/2015	Shao	D14/440
D760,708 S	*	7/2016	Hirst	D14/250

D766,907 S	*	9/2016	Veltz	D14/440
D772,881 S	*	11/2016	Chang	D14/440
2010/0294683 A1	*	11/2010	Mish	A45C 11/00 206/320
2012/0037523 A1	*	2/2012	Diebel	A45C 11/00 206/320
2012/0308981 A1	*	12/2012	Libin	G09B 3/00 434/362
2013/0020216 A1	*	1/2013	Chiou	G06F 1/1626 206/320

* cited by examiner

Primary Examiner — Cynthia Underwood

(74) *Attorney, Agent, or Firm* — Manatt, Phelps & Phillips, LLP

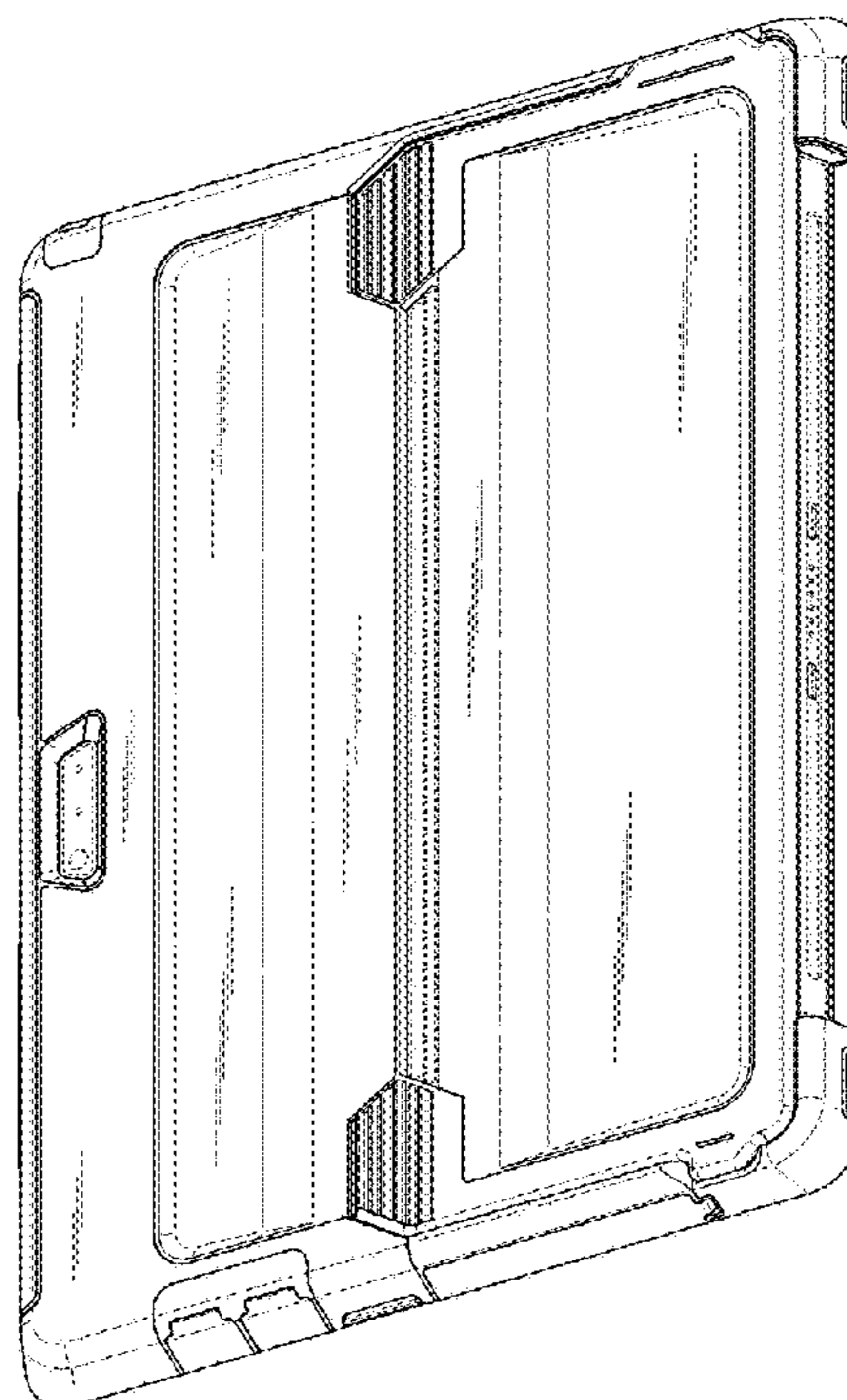
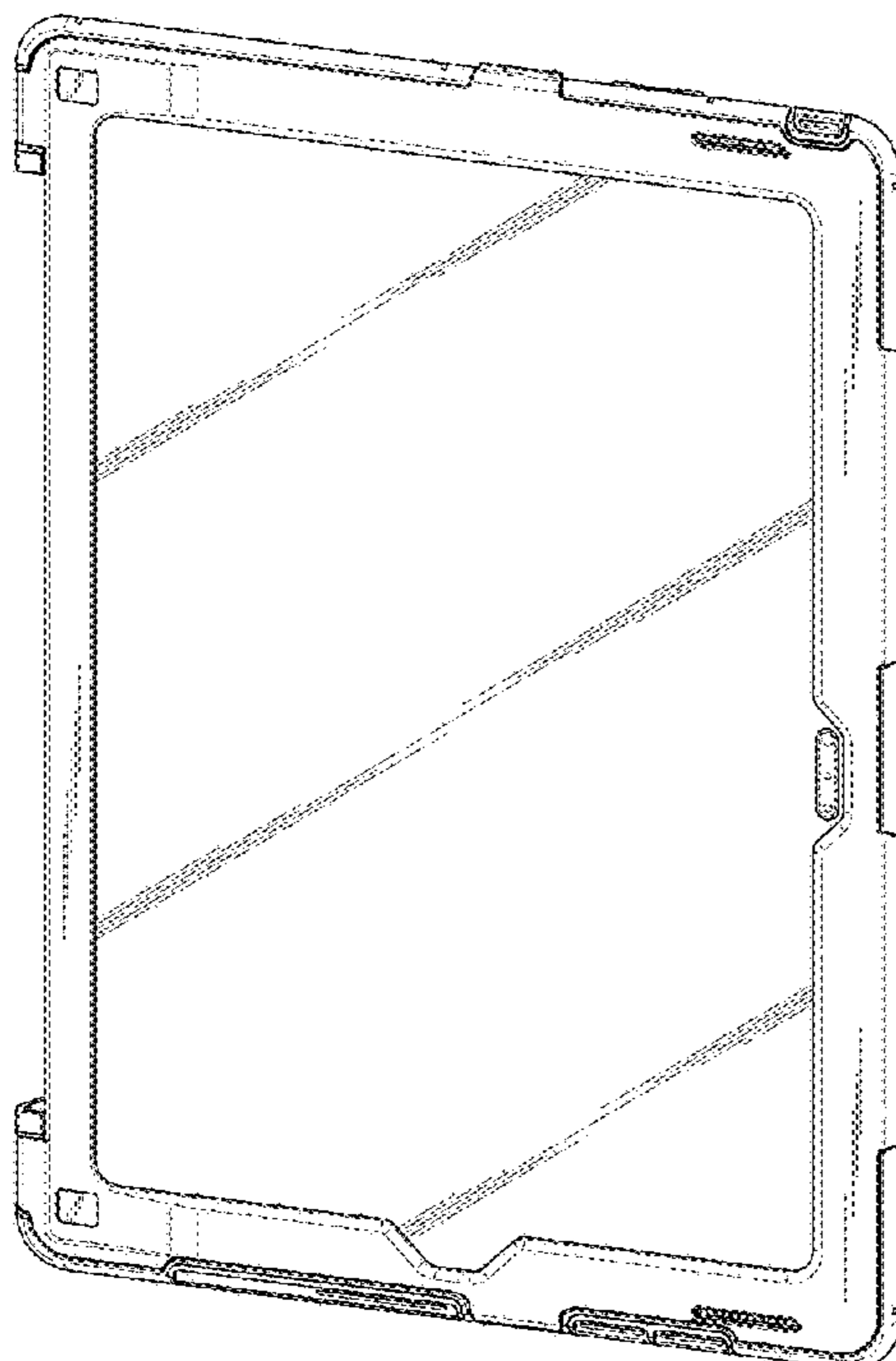
(57) **CLAIM**

The ornamental design for an electronic device case, as shown and described.

DESCRIPTION

FIG. 1 is a front top perspective view showing the new design for an electronic device case;
FIG. 2 is a rear bottom perspective view of the electronic device case;
FIG. 3 is a front view of the electronic device case;
FIG. 4 is a back view of the electronic device case;
FIG. 5 is a left view of the electronic device case;
FIG. 6 is a right view of the electronic device case;
FIG. 7 is a top view of the electronic device case; and,
FIG. 8 is a bottom view of the electronic device case.
The broken lines represent unclaimed subject matter, and form no part of the claimed design.

1 Claim, 6 Drawing Sheets



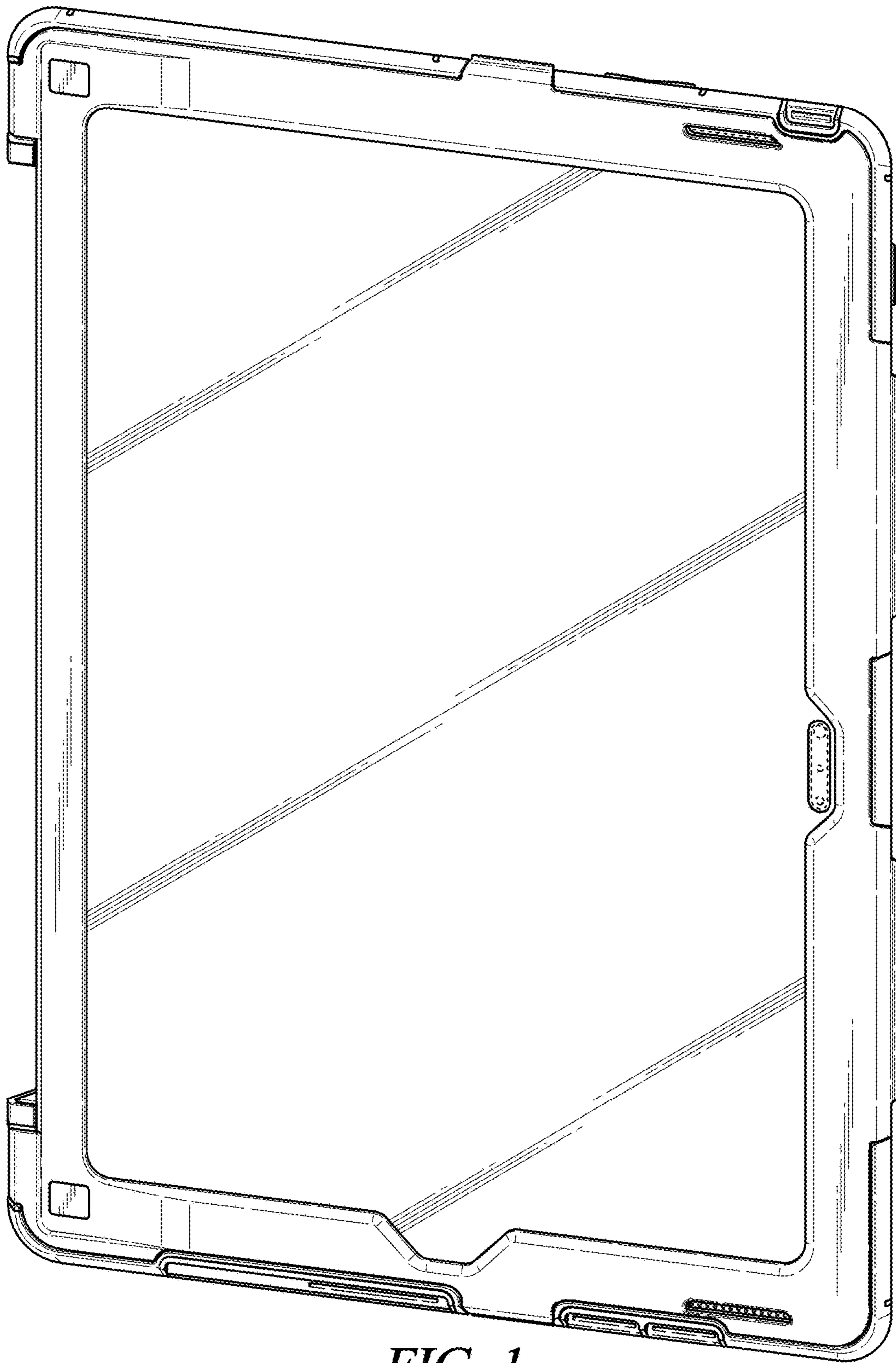


FIG. 1

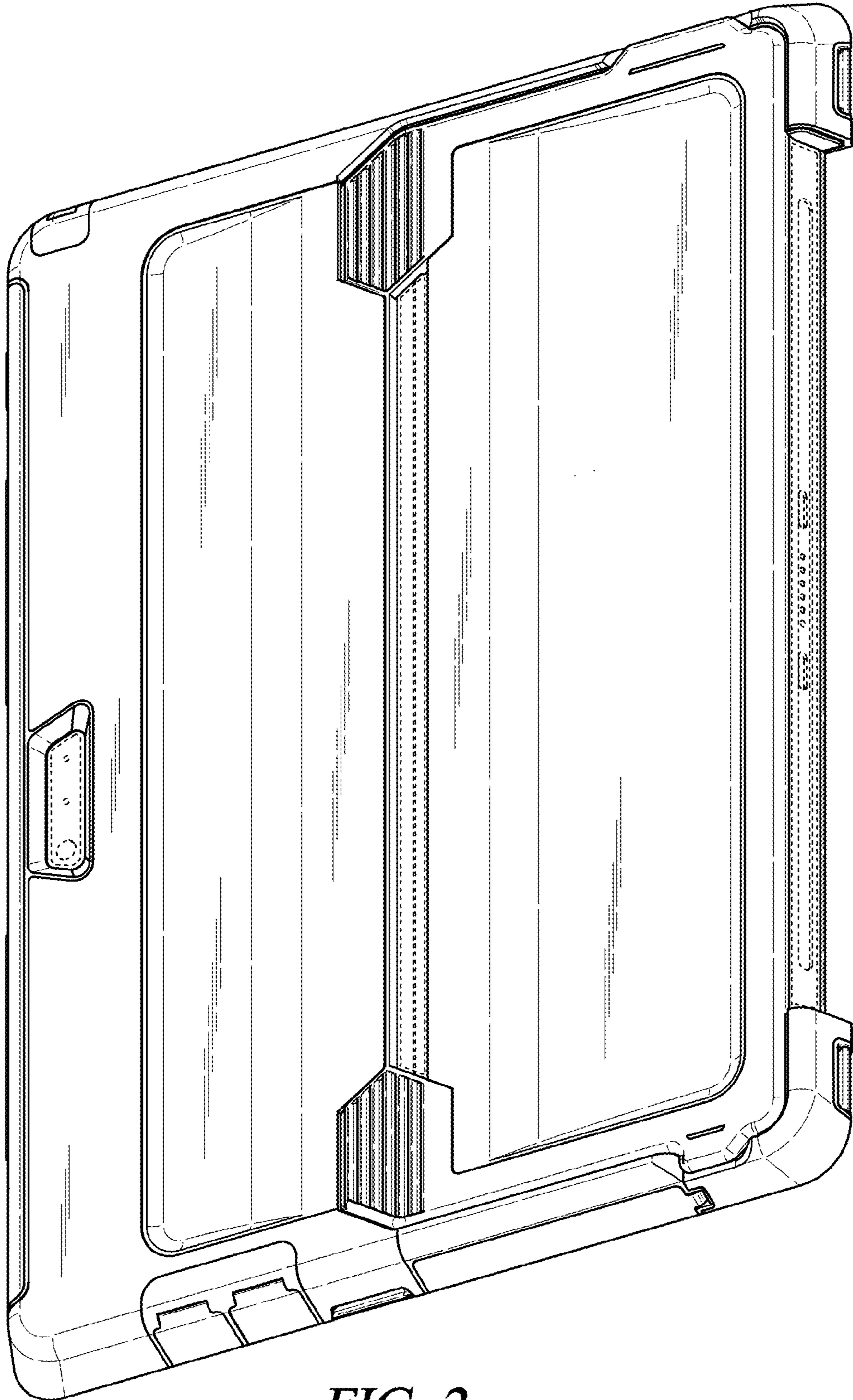


FIG. 2

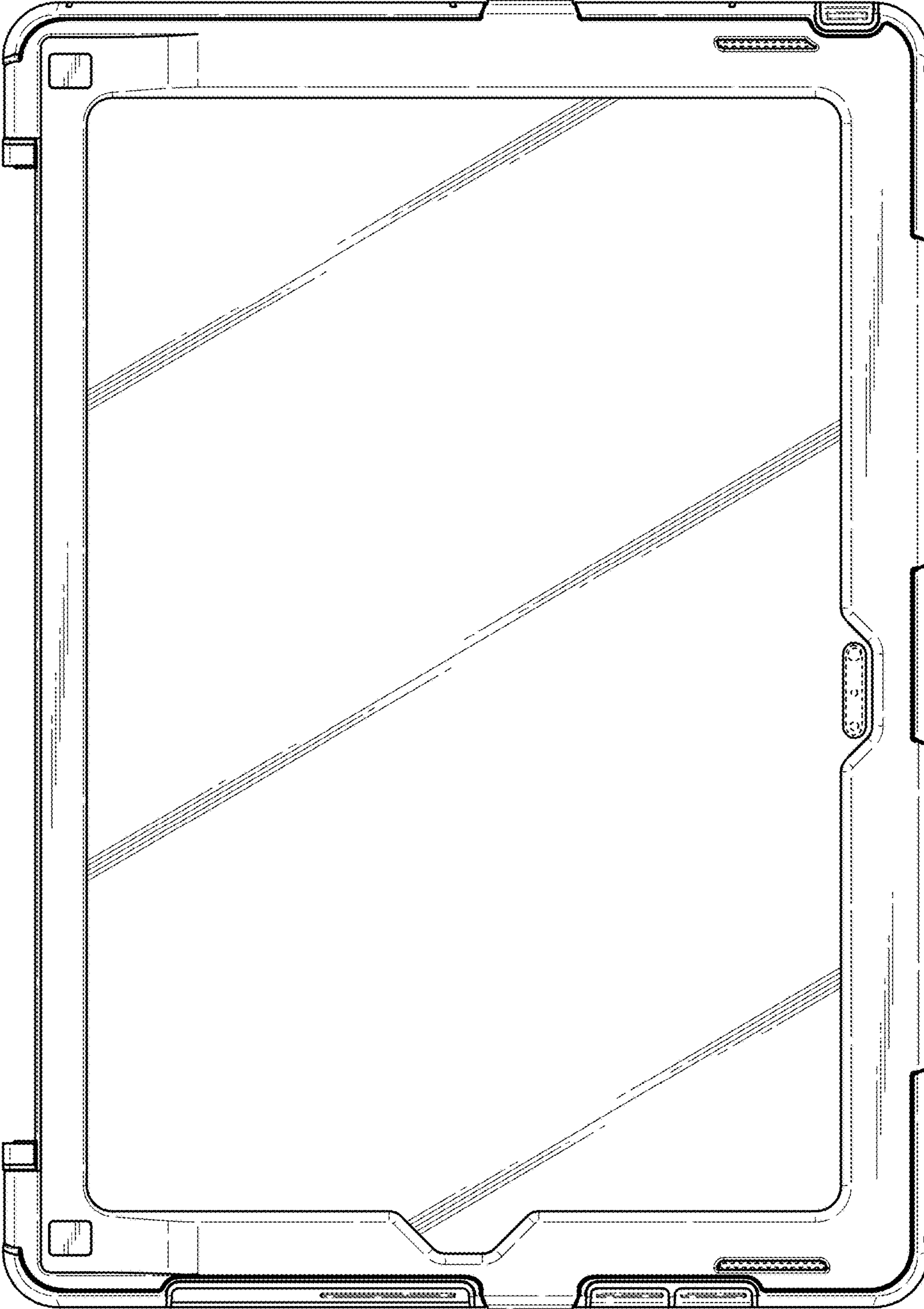


FIG. 3

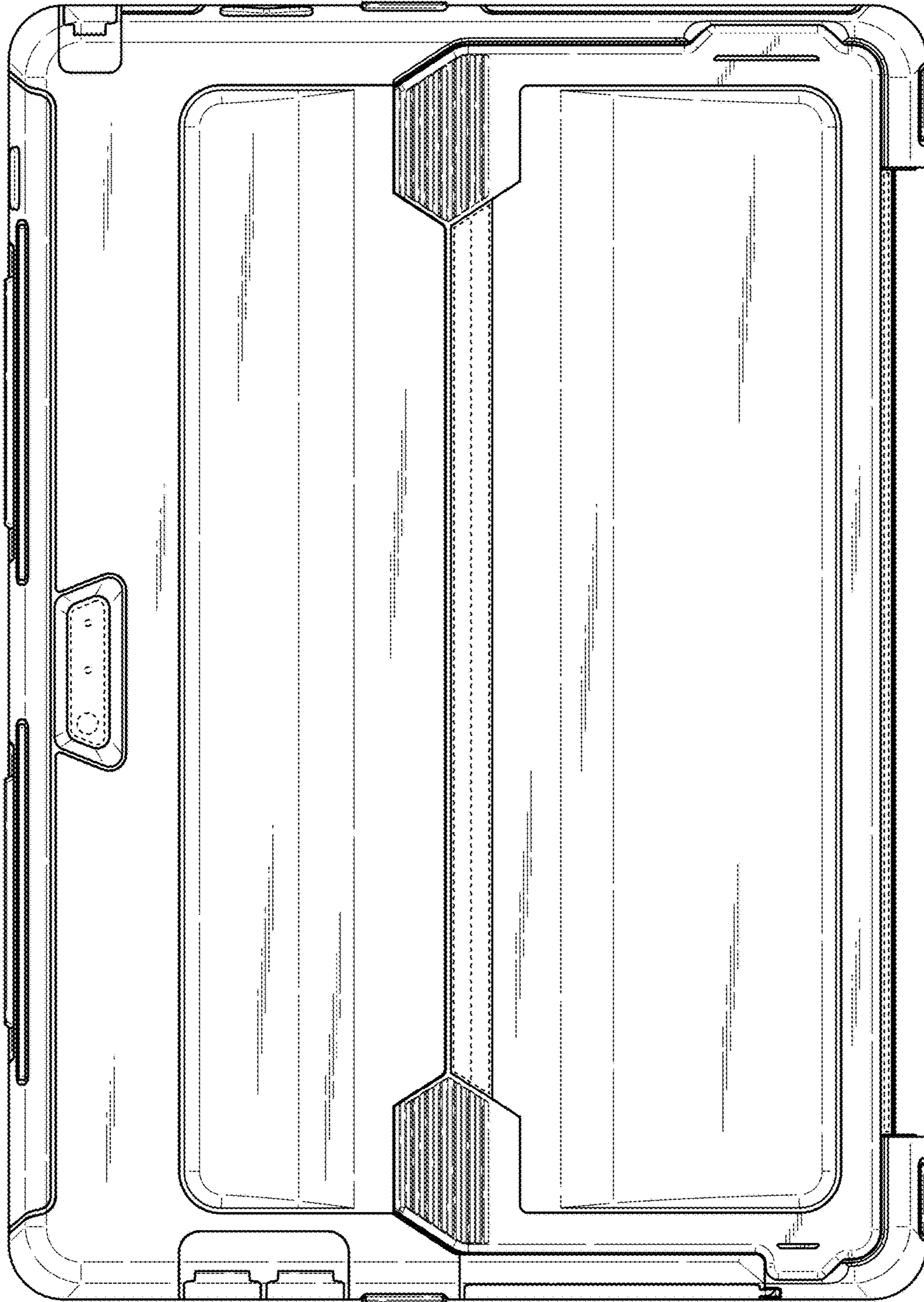


FIG. 4




FIG. 5




FIG. 6

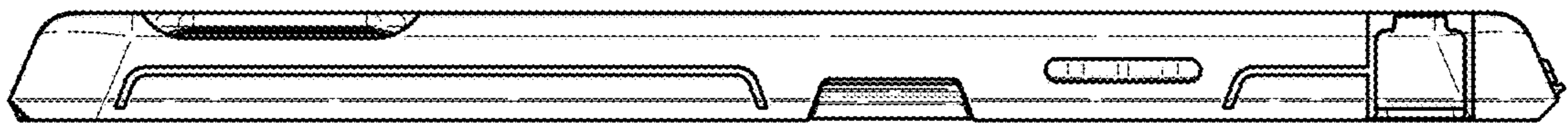


FIG. 7

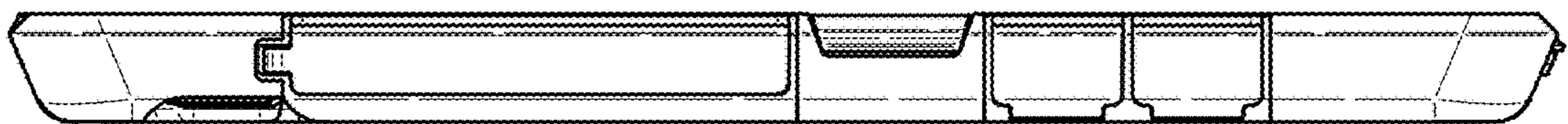


FIG. 8