



US00D786878S

(12) **United States Design Patent** (10) **Patent No.:** **US D786,878 S**
Markson et al. (45) **Date of Patent:** **** May 16, 2017**

(54) **PAYMENT CARD CHIP**

(71) Applicant: **CAPITAL ONE FINANCIAL CORPORATION**, McLean, VA (US)

(72) Inventors: **Theodore Markson**, Reston, VA (US);
Jonas Søndergård, Clearwater, FL (US)

(73) Assignee: **CAPITAL ONE SERVICES, LLC**, McLean, VA (US)

(**) Term: **15 Years**

(21) Appl. No.: **29/547,542**

(22) Filed: **Dec. 4, 2015**

(51) **LOC (10) Cl.** **14-02**

(52) **U.S. Cl.**
USPC **D14/437**; D14/436

(58) **Field of Classification Search**
USPC D14/435-437, 478-480, 485-495, 474,
D14/217; D13/182; 369/275.1-275.5,
369/44.26, 100, 52.1, 272, 273, 280-288;
283/81; 720/718; 435/6, 287.2;
604/891.1; 216/2; D11/80; 235/492,
235/488, 493, 487, 375, 379, 439, 440,
235/441, 451, 486; 361/737, 748-752;
D19/9, 10; D9/457; 705/51; 257/707,
257/686; 340/5.52, 5.25, 5.74

CPC G06K 9/00973-9/00986; G06K
19/063-19/0701; G06K 19/0708-19/0712;
G06K 19/0715-19/07771; G06K
19/083-19/18; G06K 21/00-21/06; G06K
2207/00-2207/1018; G06F 3/08; G06F
3/12; G06F 7/40; G06F 17/5068; G06F
21/00; G06F 21/30; G06F 21/31; G06F
21/34; G06F 21/45; G06F 21/77-21/80;
Y10T 29/49018; Y10T
29/49124-29/4913; Y10T 29/49117;
H01L 23/13; H01L 23/31; H01L 23/3128;
H01L 23/48; H01L 23/49541; H01L
23/498; H01L 23/49811; H01L 23/49816;

H01L 23/49833; H01L 23/49838; H01L
23/49844; H01L 23/4985; H01L
23/49855; H01L 23/49888; H01L 23/50;
H01L 23/522; H01L 23/528; H01L
23/5283; H01L 23/538; H01L 23/5386;
H01L 23/5388; H01L 23/5389; H01L
25/00; H01L 25/0655; H01L 27/0203;
H01L 27/0207; H01L 27/12; H01L
27/1218; H01L 27/12222; H01L 27/127;
H01L 24/00-24/17; H01L 24/94-24/98;
H01L 2224/01; H01L 2224/0501; H01L
2224/0513-2224/05017; H01L
2224/0555-2224/05557; H01L
2224/0612-2224/06189; H01L

(Continued)

(56) **References Cited**

U.S. PATENT DOCUMENTS

D368,903 S * 4/1996 Ohmori D14/437
D369,156 S * 4/1996 Ohmori D14/437

(Continued)

Primary Examiner — Susan Moon Lee

(74) *Attorney, Agent, or Firm* — Finnegan, Henderson,
Farabow, Garrett & Dunner LLP

(57) **CLAIM**

The ornamental design for a payment card chip, as shown
and described.

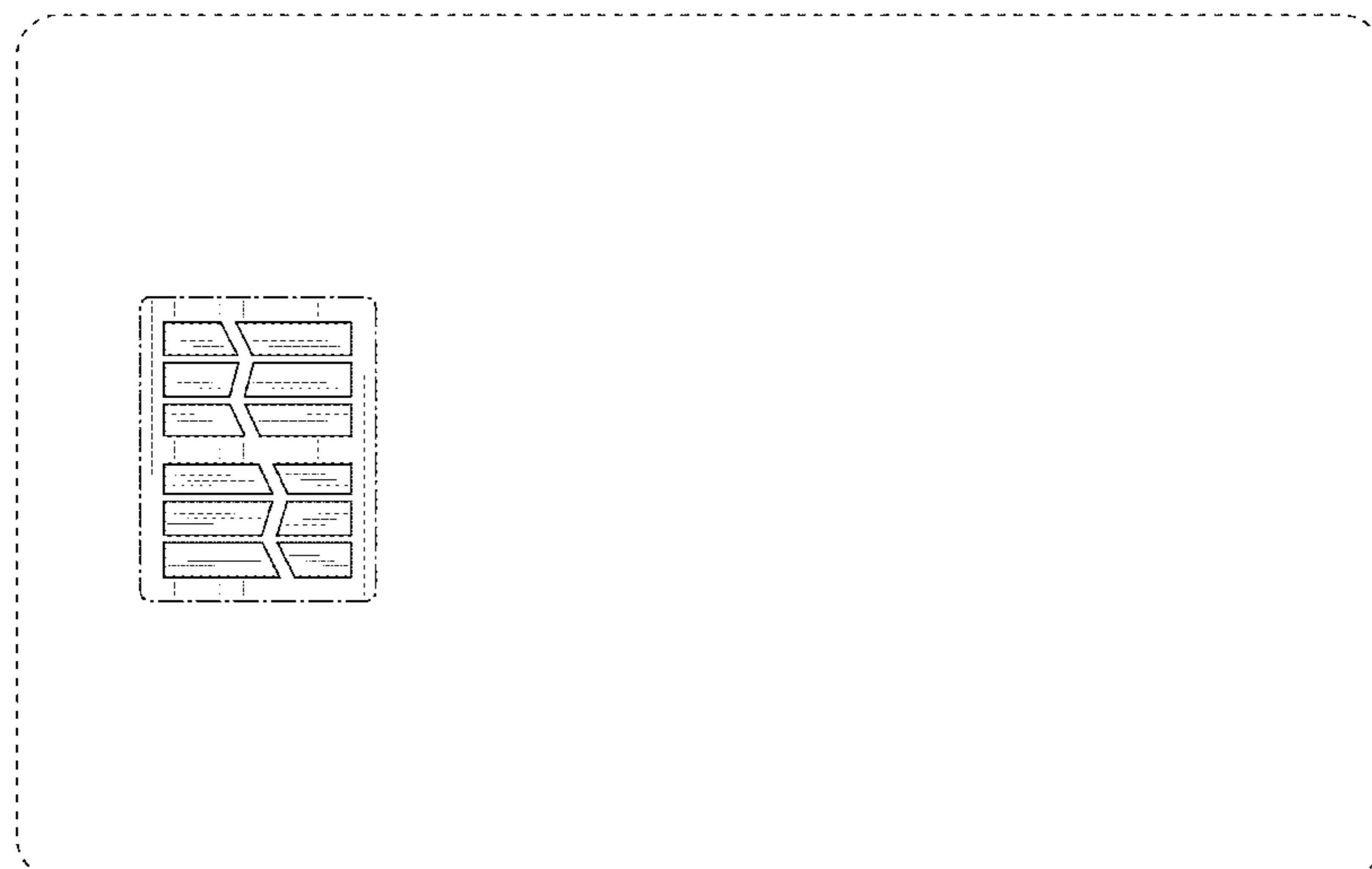
DESCRIPTION

FIG. 1 is a front left perspective view of a payment card chip
showing our new design; and,

FIG. 2 is a front elevation view thereof.

The broken lines of even length shown in the drawings
illustrate portions of the payment card chip that form no part
of the claimed design. The broken lines of uneven length
show the unclaimed boundary of the claimed design.

1 Claim, 2 Drawing Sheets



US D786,878 S

Page 2

(58) **Field of Classification Search**
CPC 2224/07–2224/09181; H01L 21/00–21/84
See application file for complete search history.

(56) **References Cited**

U.S. PATENT DOCUMENTS

D369,157 S * 4/1996 Ohmori D14/437
6,002,605 A * 12/1999 Iwasaki G06K 7/0021
235/380
6,028,774 A * 2/2000 Shin G06K 19/07745
257/679
6,046,526 A * 4/2000 Maruyama H01L 41/0474
310/323.01
6,054,774 A * 4/2000 Ohmori G06K 19/07743
257/679
D427,168 S * 6/2000 Iwasaki D14/437
6,085,412 A * 7/2000 Iwasaki G06K 19/07743
29/827
D434,396 S * 11/2000 Iwasaki D14/436
6,145,023 A * 11/2000 Iwasaki G11C 7/16
340/870.16
6,257,486 B1 * 7/2001 Teicher G06K 7/0021
235/380
D449,618 S * 10/2001 Iwasaki D14/437
D449,619 S * 10/2001 Iwasaki D14/437

D449,836 S * 10/2001 Iwasaki D14/437
6,323,064 B1 * 11/2001 Lee G11C 5/04
257/E21.504
D452,691 S * 1/2002 Iwasaki D14/479
6,386,920 B1 * 5/2002 Sun G06K 7/0021
361/737
6,483,038 B2 * 11/2002 Lee G06K 19/07743
174/255
6,567,291 B2 * 5/2003 Iwasaki G06K 19/077
257/725
6,642,611 B2 * 11/2003 Iwasaki G06K 19/07739
235/380
6,913,492 B2 * 7/2005 Kuroda G06K 7/0034
439/630
6,914,196 B2 * 7/2005 Cho G06K 19/07747
174/254
7,114,659 B2 * 10/2006 Harari G06F 13/387
235/451
7,324,347 B2 * 1/2008 Nakanishi G06K 19/073
235/492
2001/0005291 A1 * 6/2001 Iwasaki G11C 7/24
360/60
2004/0039876 A1 * 2/2004 Nelson G06F 3/0626
711/115
2010/0138606 A1 * 6/2010 Tanaka G06F 3/0613
711/115

* cited by examiner

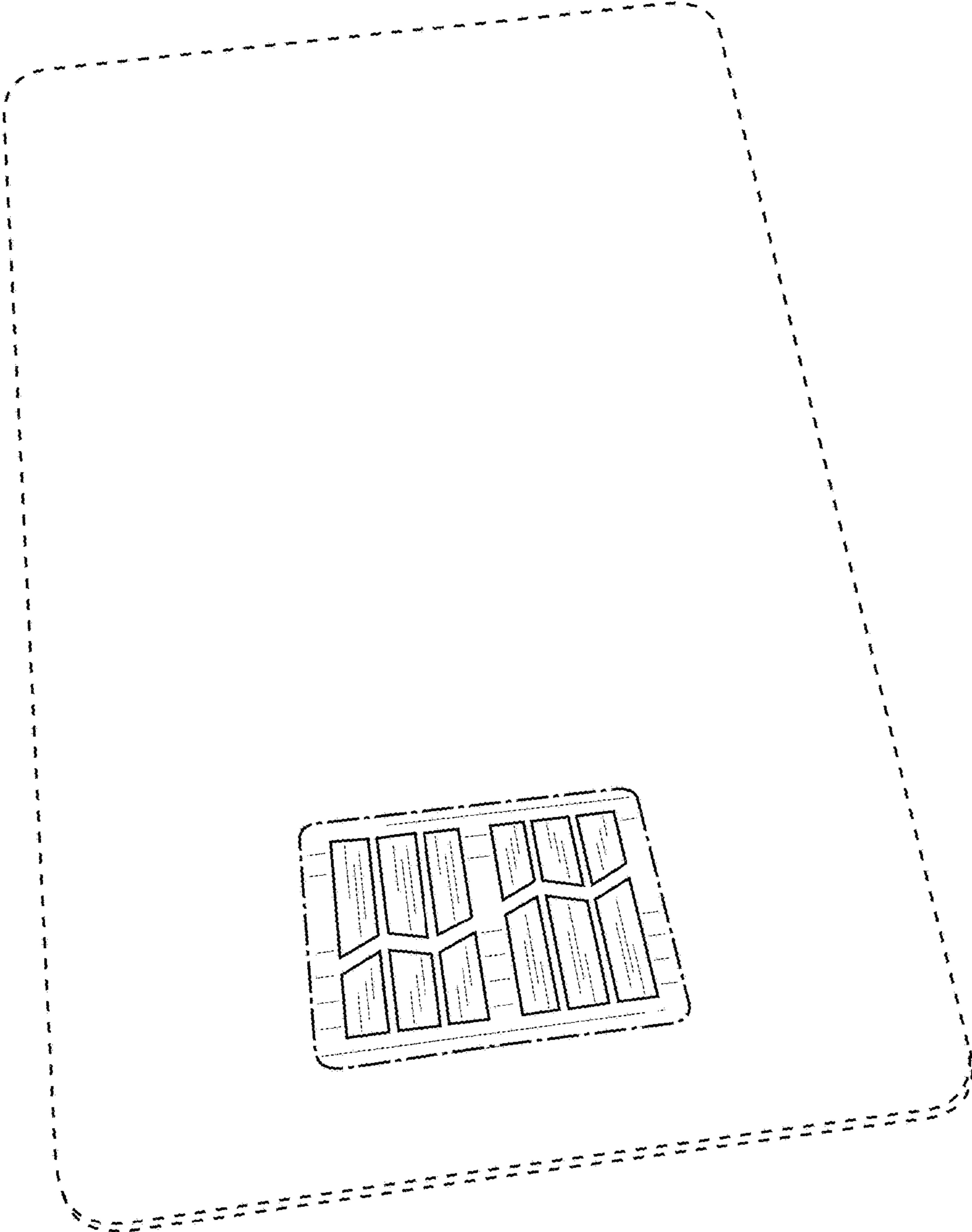


FIG. 1

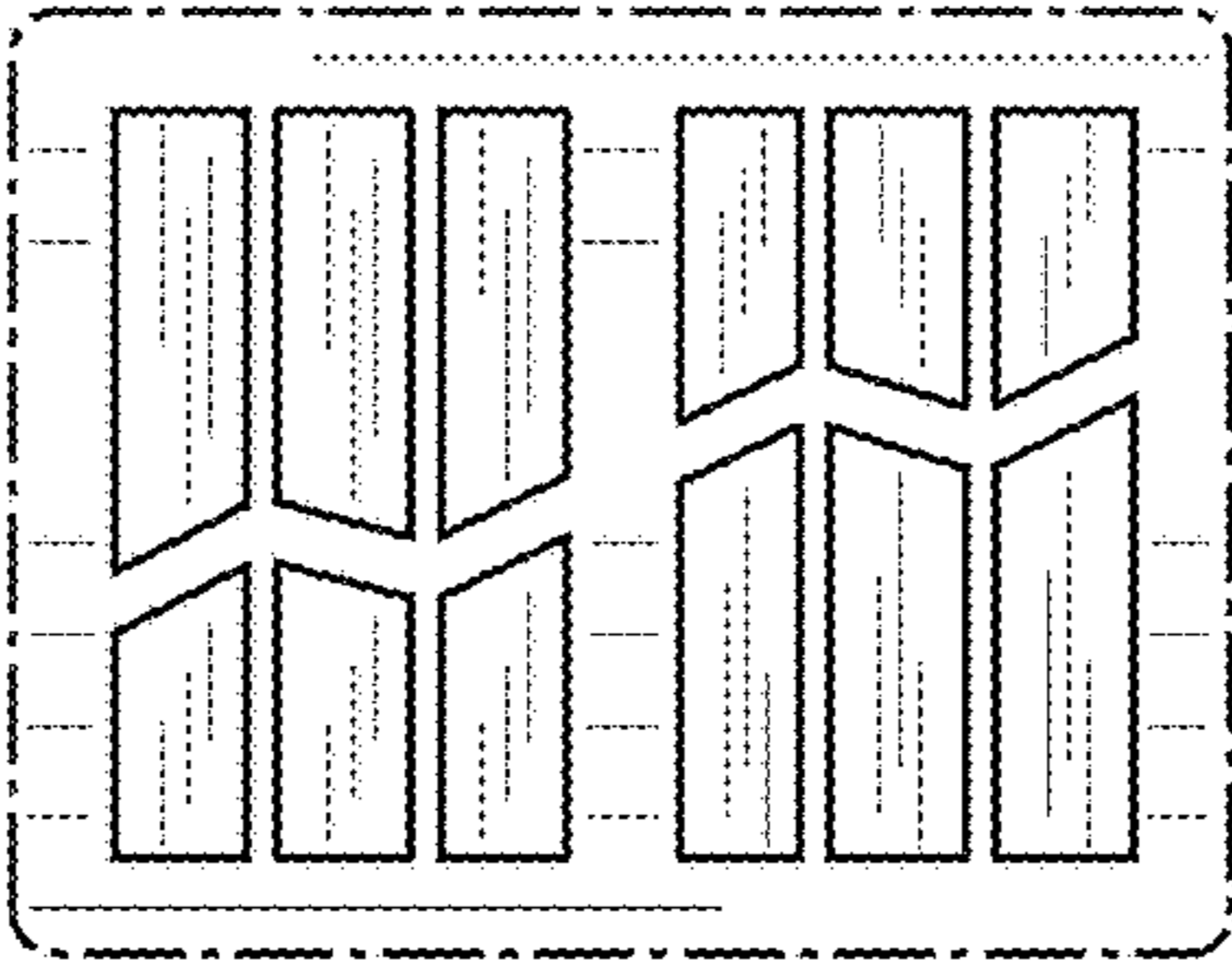



FIG. 2