



US00D786870S

(12) **United States Design Patent** (10) **Patent No.:** **US D786,870 S**
Coe (45) **Date of Patent:** **** May 16, 2017**

- (54) **GAME CONTROLLER**
- (71) Applicant: **Adam Wesley Coe**, Las Vegas, NV (US)
- (72) Inventor: **Adam Wesley Coe**, Las Vegas, NV (US)
- (**) Term: **15 Years**
- (21) Appl. No.: **29/558,774**
- (22) Filed: **Mar. 21, 2016**

D570,854 S *	6/2008	Harris	D14/454
7,762,553 B2 *	7/2010	Harris	A63F 13/02 273/148 B
D709,882 S *	7/2014	Morris	D14/401
D733,802 S *	7/2015	Burgess	D14/401
9,251,701 B2 *	2/2016	Plagge	G08C 23/04
D765,788 S *	9/2016	Kujawski	D14/401
D765,793 S *	9/2016	Chatterjee	D14/401
D766,377 S *	9/2016	Kujawski	D14/401
D767,037 S *	9/2016	Chatterjee	D21/333
D772,987 S *	11/2016	Kujawski	D14/401
D772,988 S *	11/2016	Kujawski	D14/401

* cited by examiner

Primary Examiner — Prabhakar Deshmukh
(74) *Attorney, Agent, or Firm* — Matthew A. Pequignot;
Pequignot + Myers LLC

Related U.S. Application Data

- (63) Continuation-in-part of application No. 29/514,487, filed on Jan. 13, 2015, now abandoned, which is a continuation-in-part of application No. 12/032,401, filed on Feb. 15, 2008, now Pat. No. 8,932,135.

- (51) **LOC (10) Cl.** **14-03**
- (52) **U.S. Cl.**
USPC **D14/401; D21/333**

- (58) **Field of Classification Search**
USPC D14/496, 401, 435, 474, 483, 217, 137, D14/138, 160, 168, 356, 203.1–203.8, D14/507; 345/156, 169, 173–179, 905; 715/727–729, 864, 700, 706, 719; 710/1, 710/5, 8; 713/1, 600; 455/1.1, 1.7, 73, 455/344–347, 93, 95, 3.01–3.06, 550.1, 455/573.1; 370/342–344; 369/1, 2, 369/6–12; 463/51–57, 40–47, 1, 29–35; D21/324, 328, 333; 273/148 B
CPC .. A63F 13/00; A63F 13/02; A63F 9/00; G06F 17/00; G06F 19/00
See application file for complete search history.

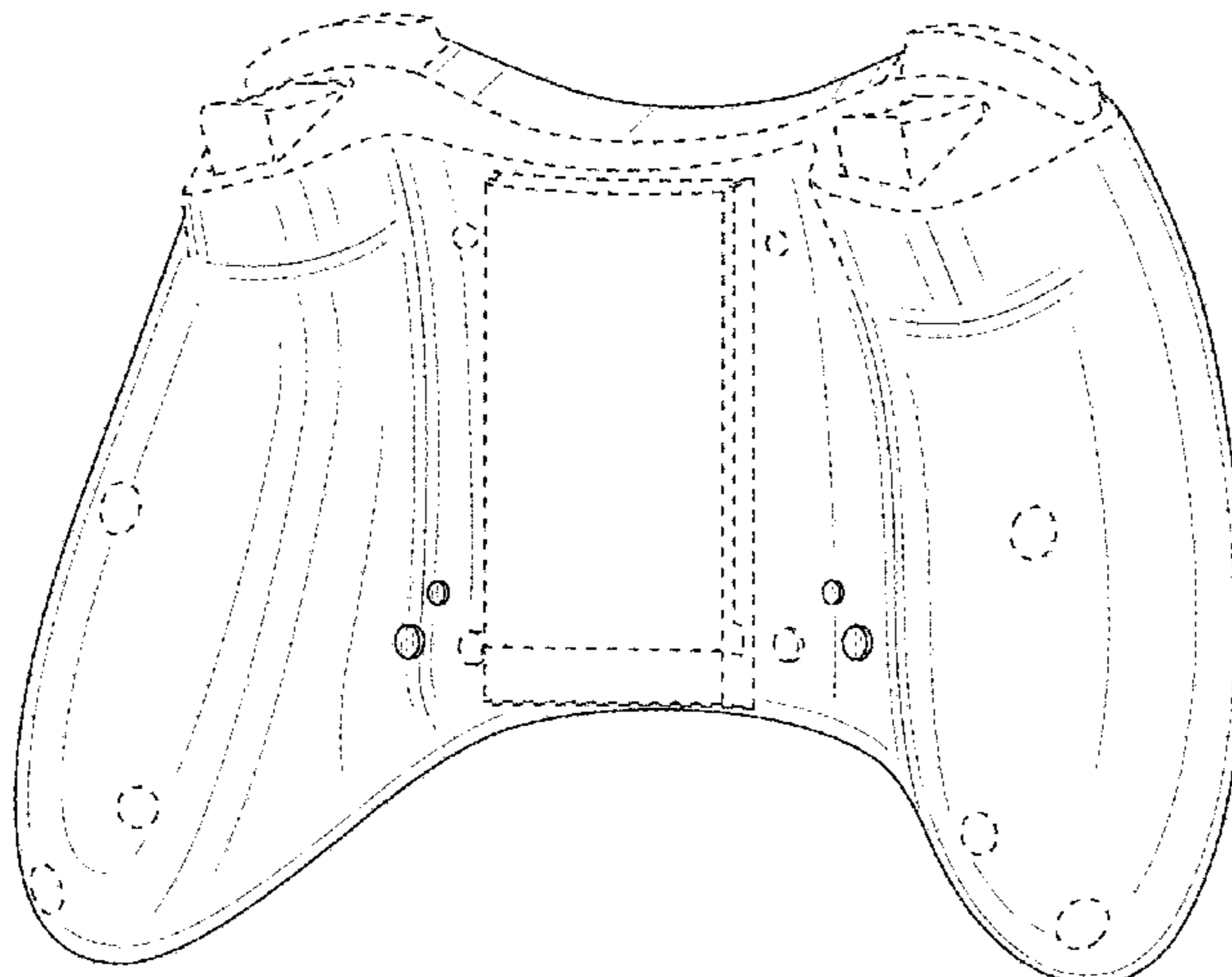
- (56) **References Cited**
U.S. PATENT DOCUMENTS
7,235,012 B2 * 6/2007 DiDato A63F 13/06
273/148 B
D547,763 S * 7/2007 Hayes D14/401

(57) **CLAIM**
The ornamental design for a game controller, substantially as shown and described.

DESCRIPTION

FIG. 1 is a rear, perspective view of a game controller showing the new design;
FIG. 2 is a front view thereof;
FIG. 3 is a rear view thereof;
FIG. 4 is a right side view thereof;
FIG. 5 is a left side view thereof;
FIG. 6 is a top view thereof; and,
FIG. 7 is a bottom view thereof.
The broken lines illustrate unclaimed portions and form no part of the claimed design. The broken lines, which are adjacent to shade lines form the boundary of the claimed design and forms no part of the claimed design.

1 Claim, 7 Drawing Sheets



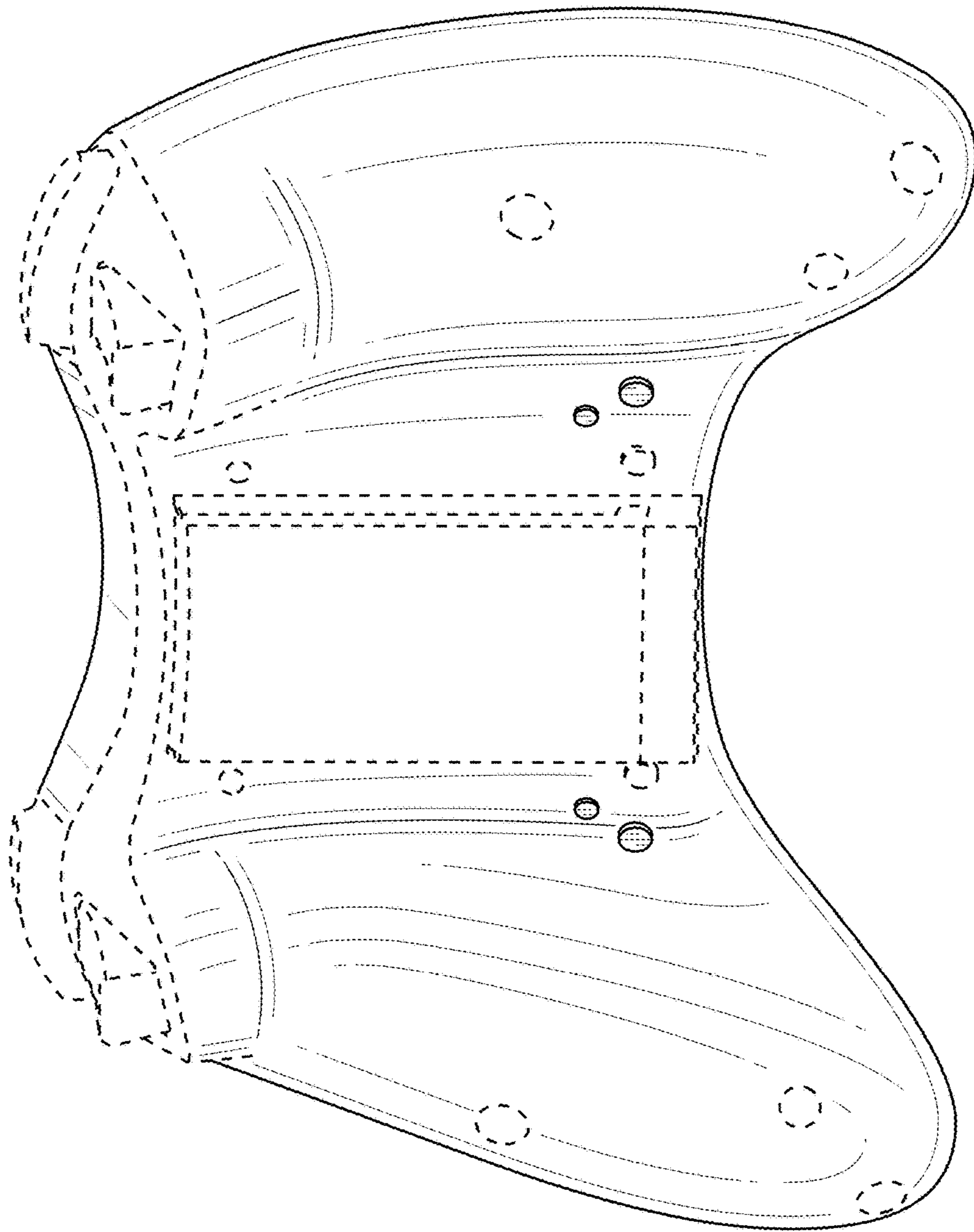


FIG. 1

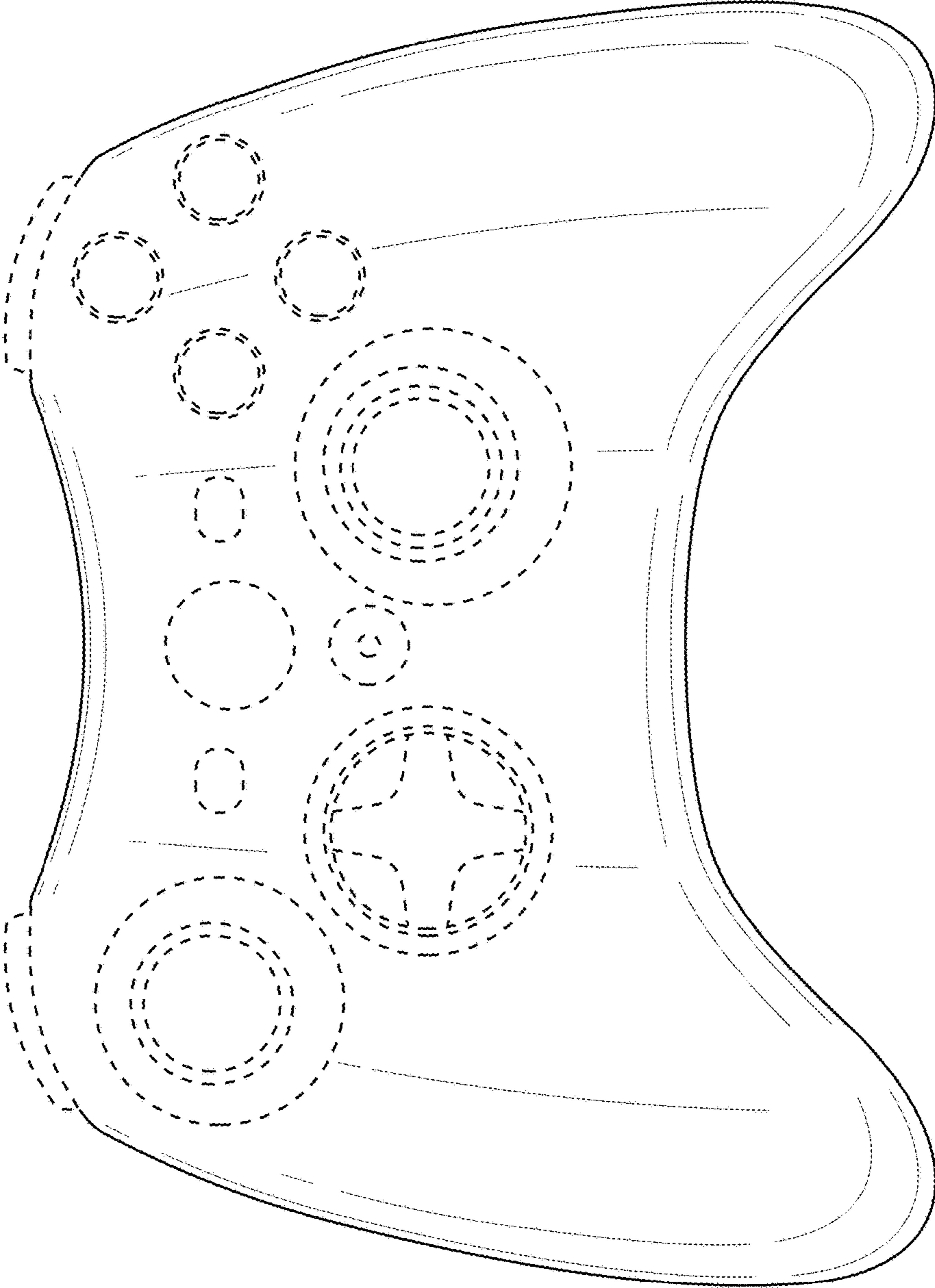


FIG. 2

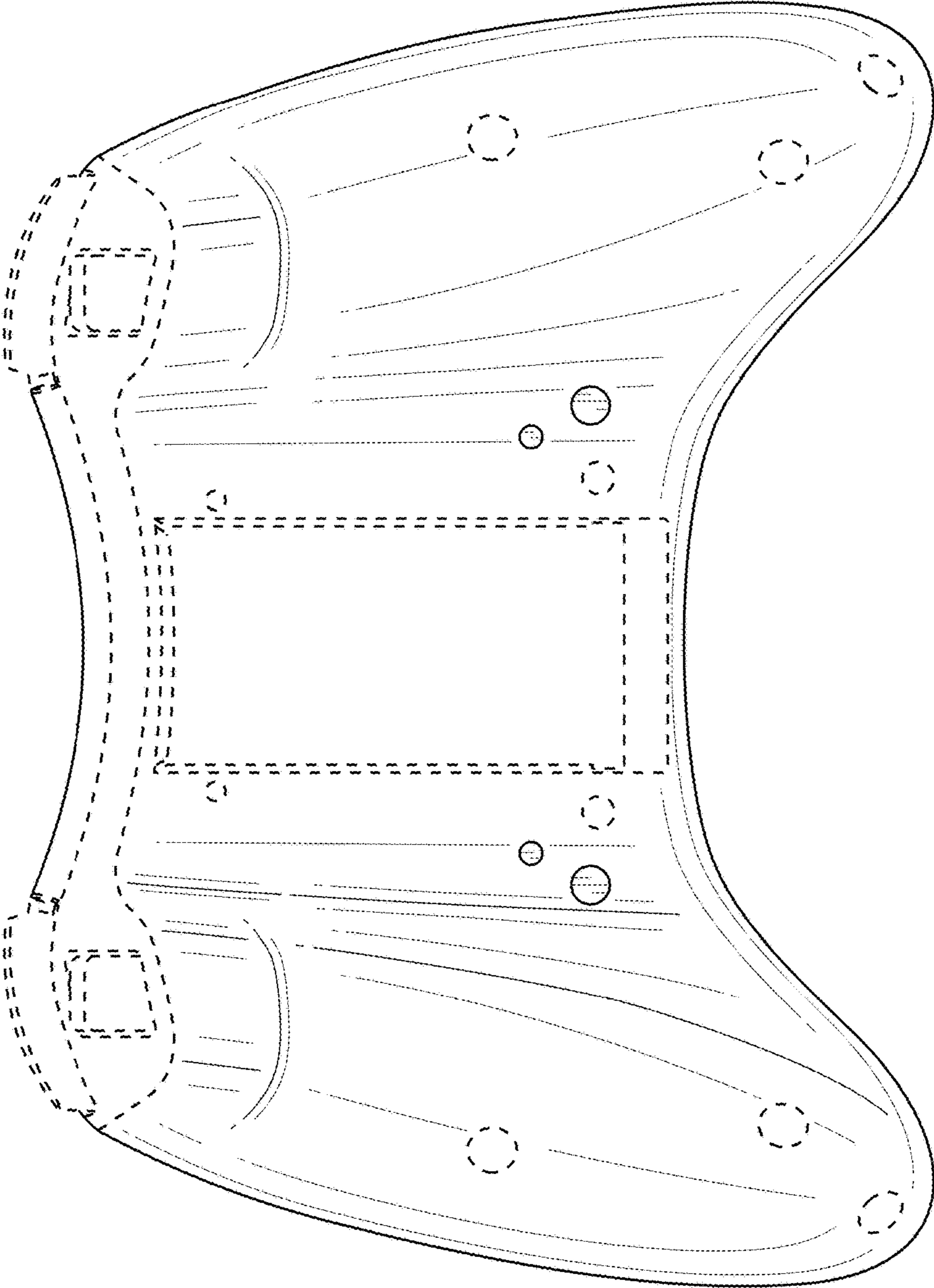


FIG. 3

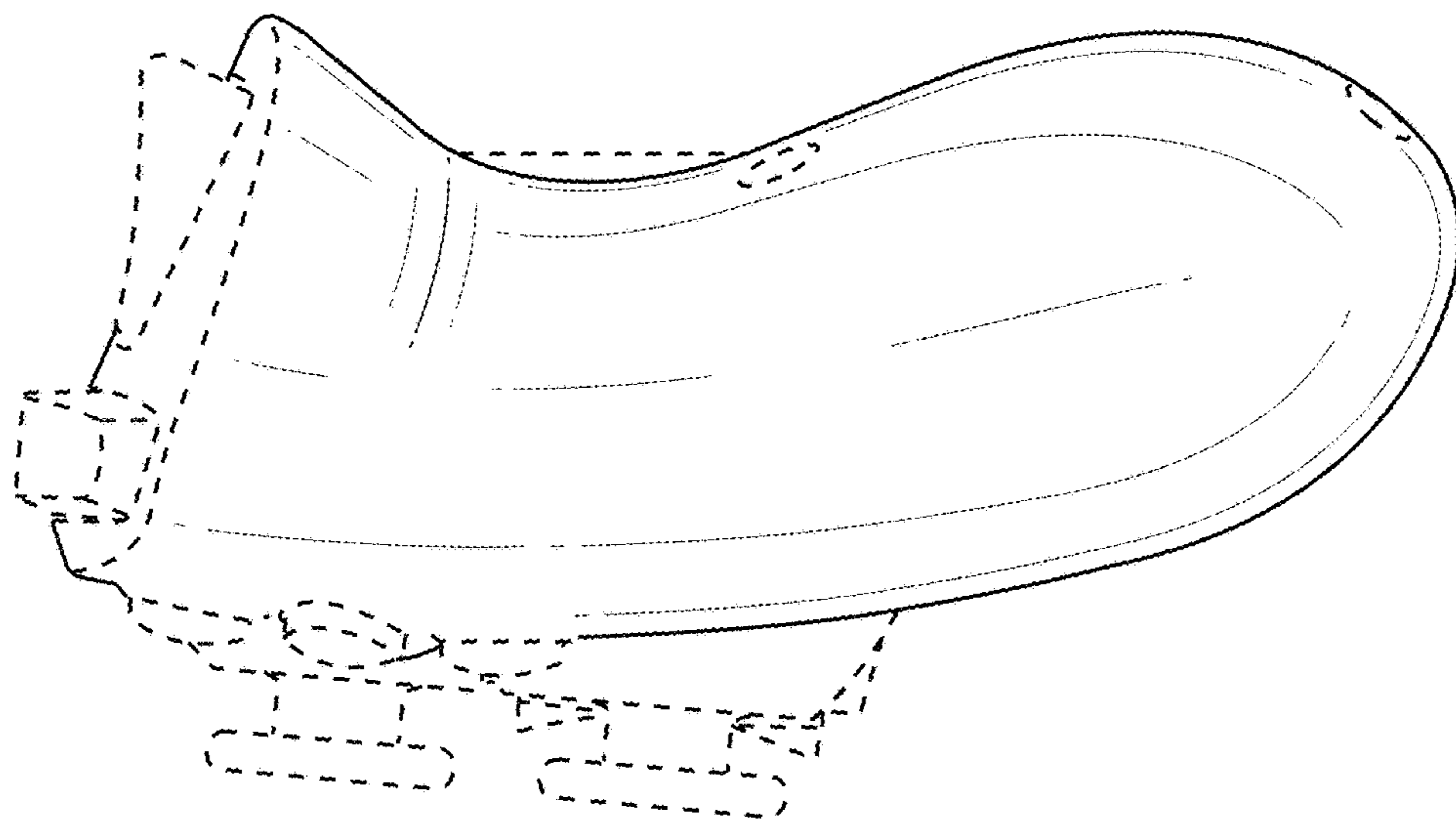


FIG. 4

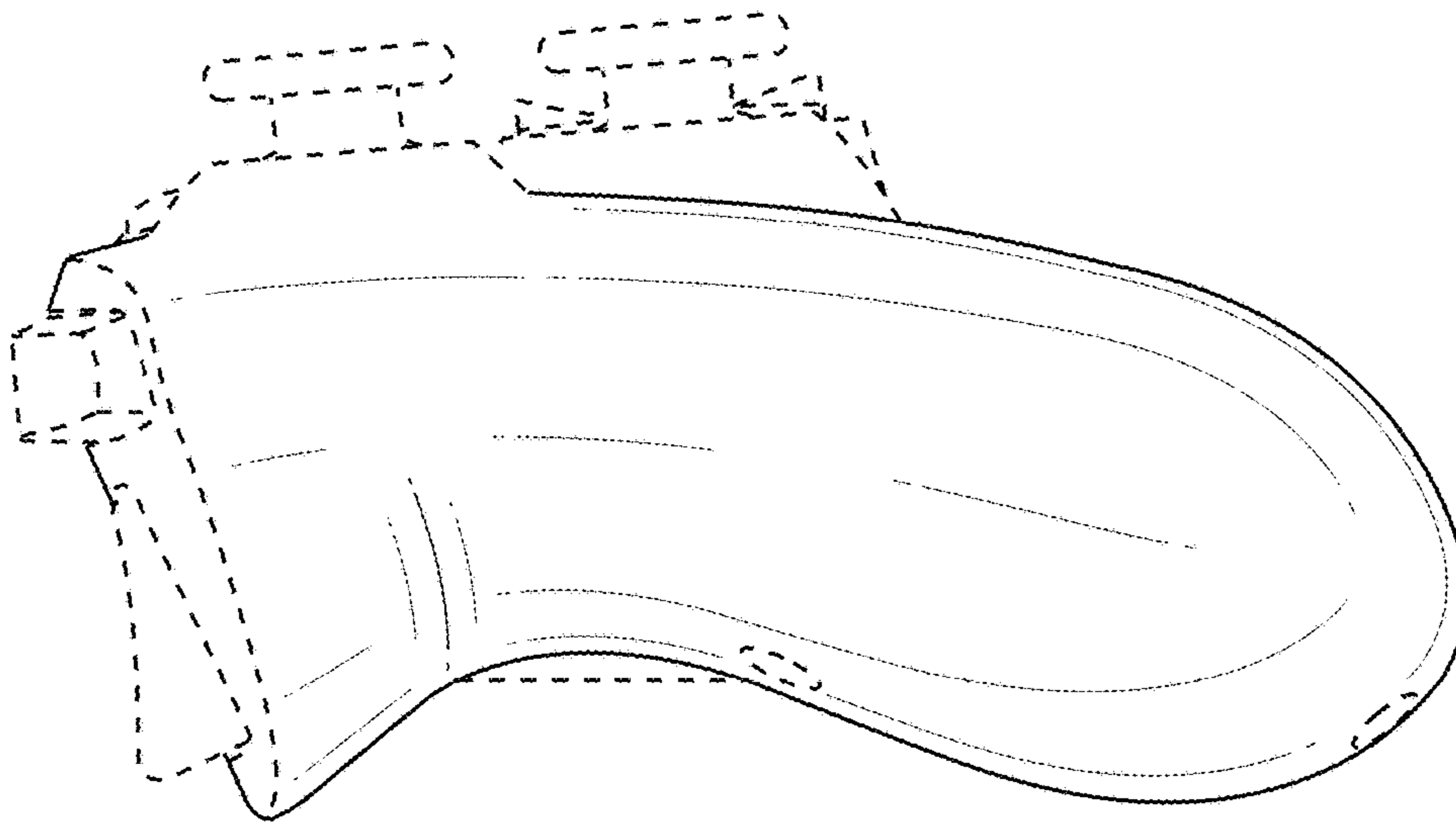


FIG. 5

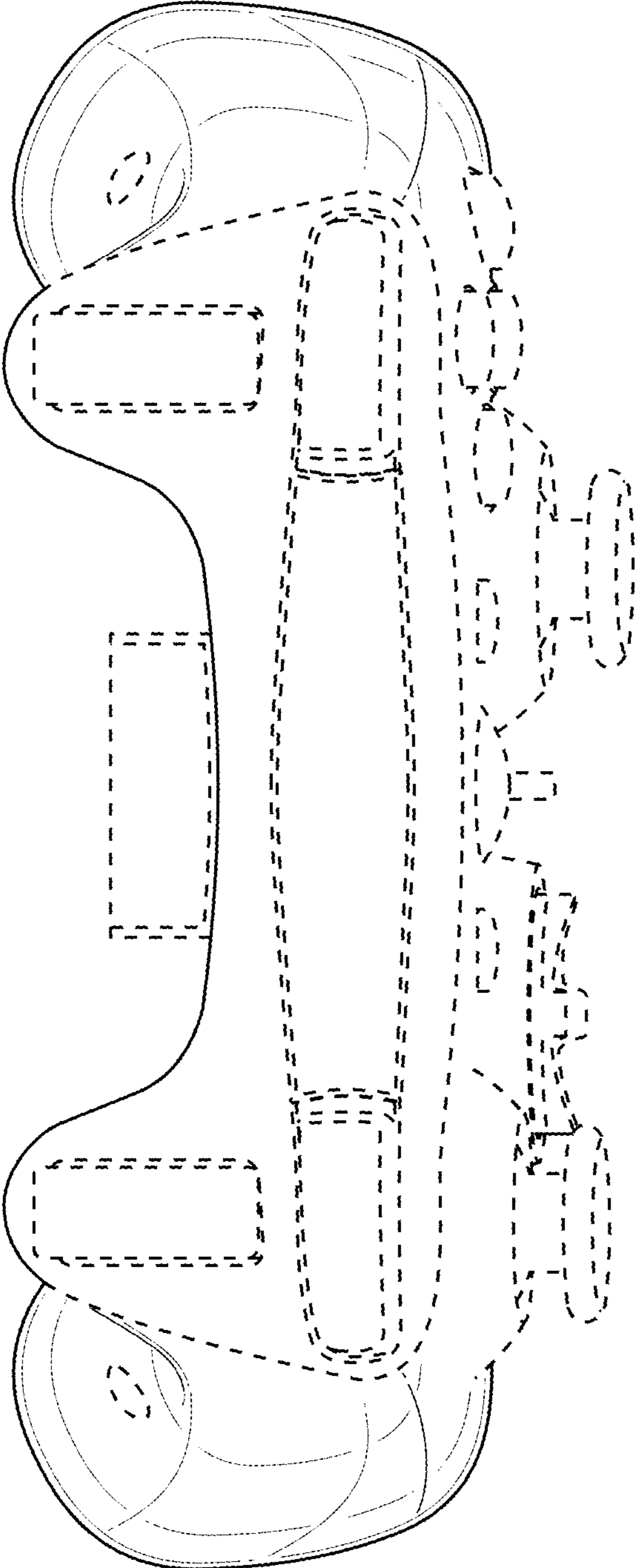


FIG. 6

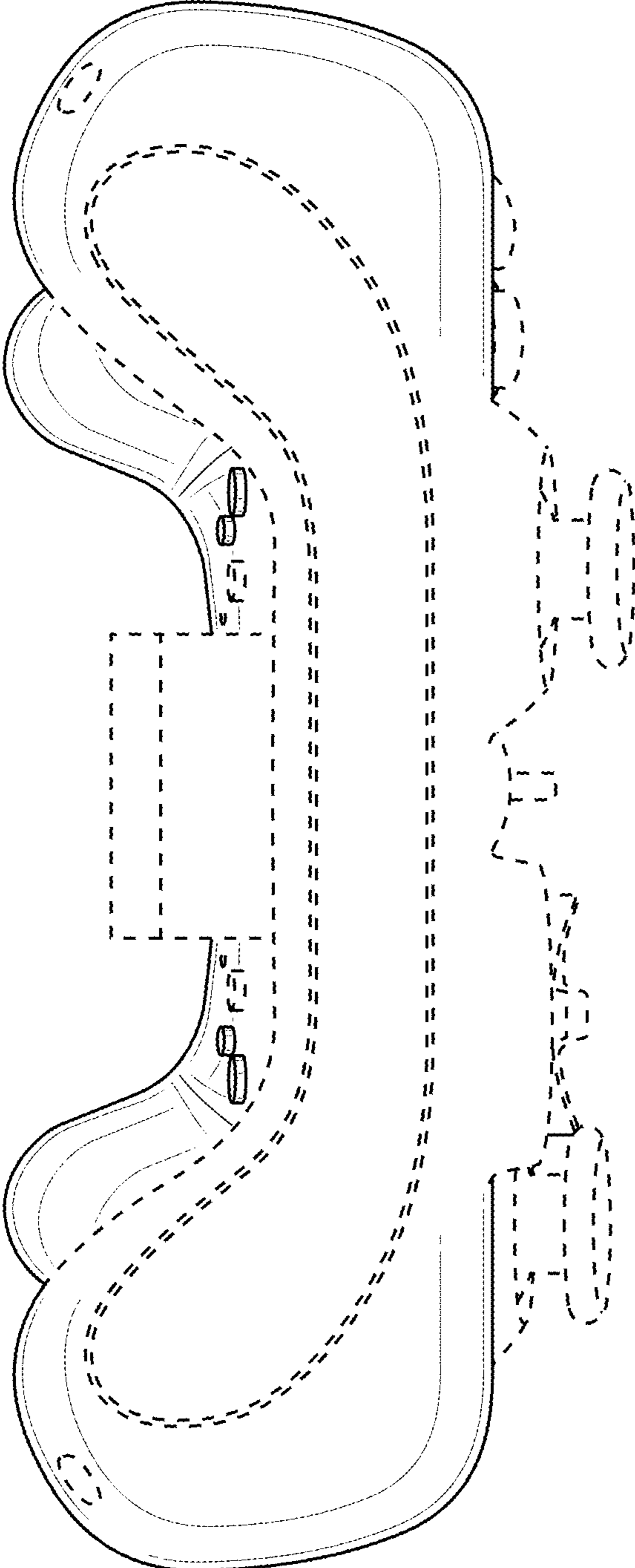


FIG. 7