



US00D786863S

(12) **United States Design Patent**  
**Kim et al.**

(10) **Patent No.:** **US D786,863 S**

(45) **Date of Patent:** **\*\* May 16, 2017**

(54) **COVER FOR ELECTRONIC DEVICE**

(71) Applicant: **Samsung Electronics Co., Ltd.**,  
Suwon-si, Gyeonggi-do (KR)

(72) Inventors: **Kyu Cheol Kim**, Seoul (KR); **Ji Hee Kwak**, Seoul (KR); **Ji Hyun Moon**,  
Gwangmyeong-si (KR)

(73) Assignee: **SAMSUNG ELECTRONICS CO., LTD.**,  
Suwon-si, Gyeonggi-Do (KR)

(\*\*) Term: **15 Years**

(21) Appl. No.: **29/531,421**

(22) Filed: **Jun. 25, 2015**

(30) **Foreign Application Priority Data**

Jan. 13, 2015 (KR) ..... 30-2015-0001613

(51) **LOC (10) Cl.** ..... **14-02**

(52) **U.S. Cl.**  
USPC ..... **D14/356**; D14/240

(58) **Field of Classification Search**  
USPC ..... D14/434, 125, 137, 188, 300, 356-359,  
D14/230, 240, 155, 217, 218, 223, 432,  
D14/433, 299, 314, 348; D13/107, 108,  
D13/168, 171, 173, 174, 184, 199  
CPC ..... G06F 1/16; G06F 1/1613; G06F 1/163  
See application file for complete search history.

(56) **References Cited**

**U.S. PATENT DOCUMENTS**

D555,634 S \* 11/2007 Kim ..... D14/214  
D613,727 S \* 4/2010 Xie ..... D14/240

D625,308 S \* 10/2010 Chen ..... D14/356  
D626,951 S \* 11/2010 Ding ..... D14/240  
D638,425 S \* 5/2011 Ikeda ..... D14/240  
D640,237 S \* 6/2011 Lim ..... D14/214  
D654,381 S \* 2/2012 Petersen ..... D10/15  
D695,282 S \* 12/2013 Malasani ..... D14/240  
D718,740 S \* 12/2014 Savage ..... D14/210  
D742,374 S \* 11/2015 Terasawa ..... D14/240  
D748,194 S \* 1/2016 St. John ..... D19/26

\* cited by examiner

*Primary Examiner* — Susan Bennett Hattan

*Assistant Examiner* — Marie Fast Horse

(74) *Attorney, Agent, or Firm* — Ladas & Parry LLP

(57) **CLAIM**

We claim the ornamental design for a cover for data repeater, as shown and described.

**DESCRIPTION**

FIG. 1 is the front perspective view of a cover for data repeater showing our new design; FIG. 2 is the front view thereof; FIG. 3 is the rear view thereof; FIG. 4 is the left-side view thereof; FIG. 5 is the right-side view thereof; FIG. 6 is the top plan view thereof; and, FIG. 7 is the bottom plan view thereof. The broken lines in the drawings depict parts of the cover for data repeater that form no part of the claimed design. All unshaded surfaces between the broken and solid lines form no part of the claim.

**1 Claim, 7 Drawing Sheets**

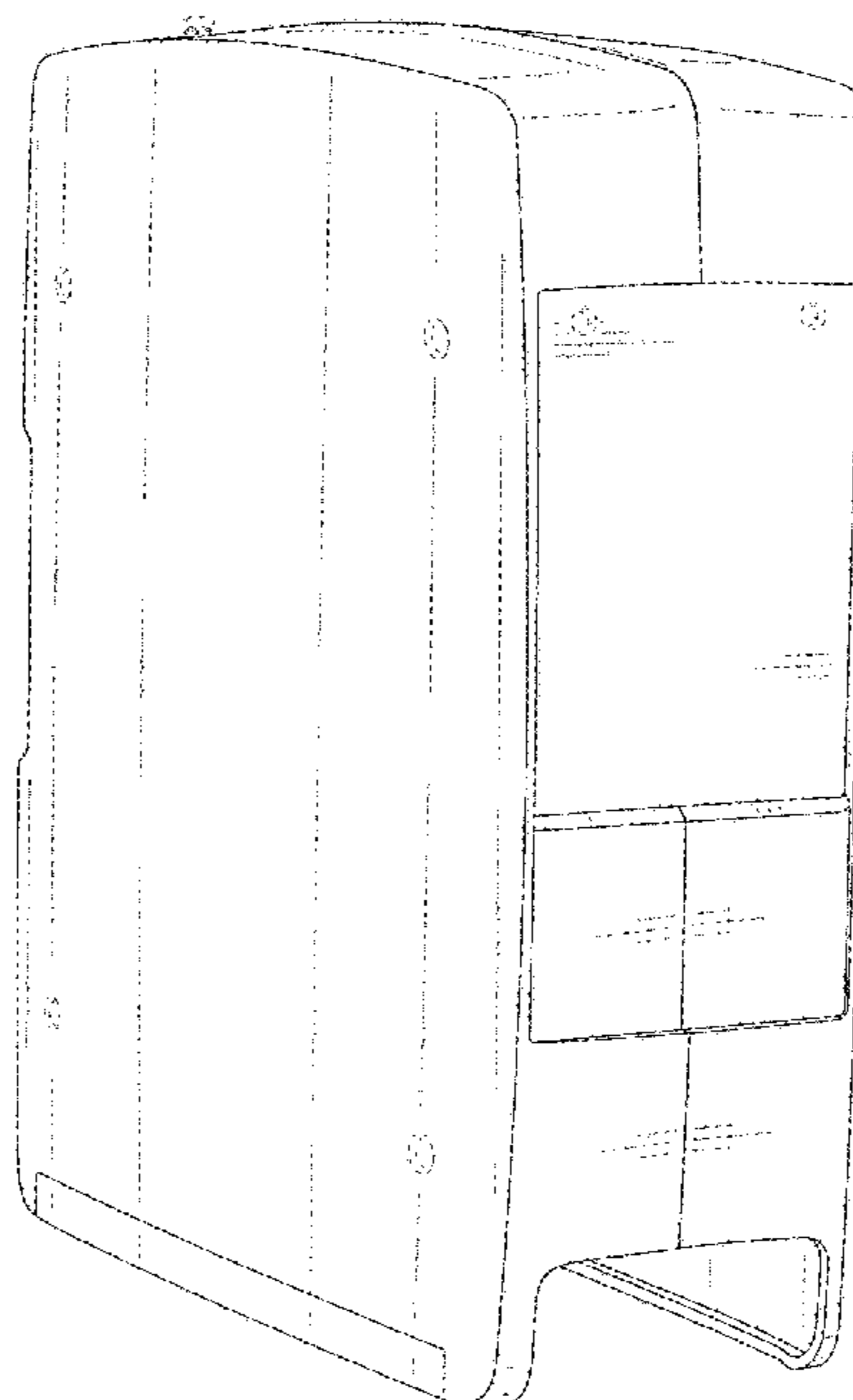


FIG. 1

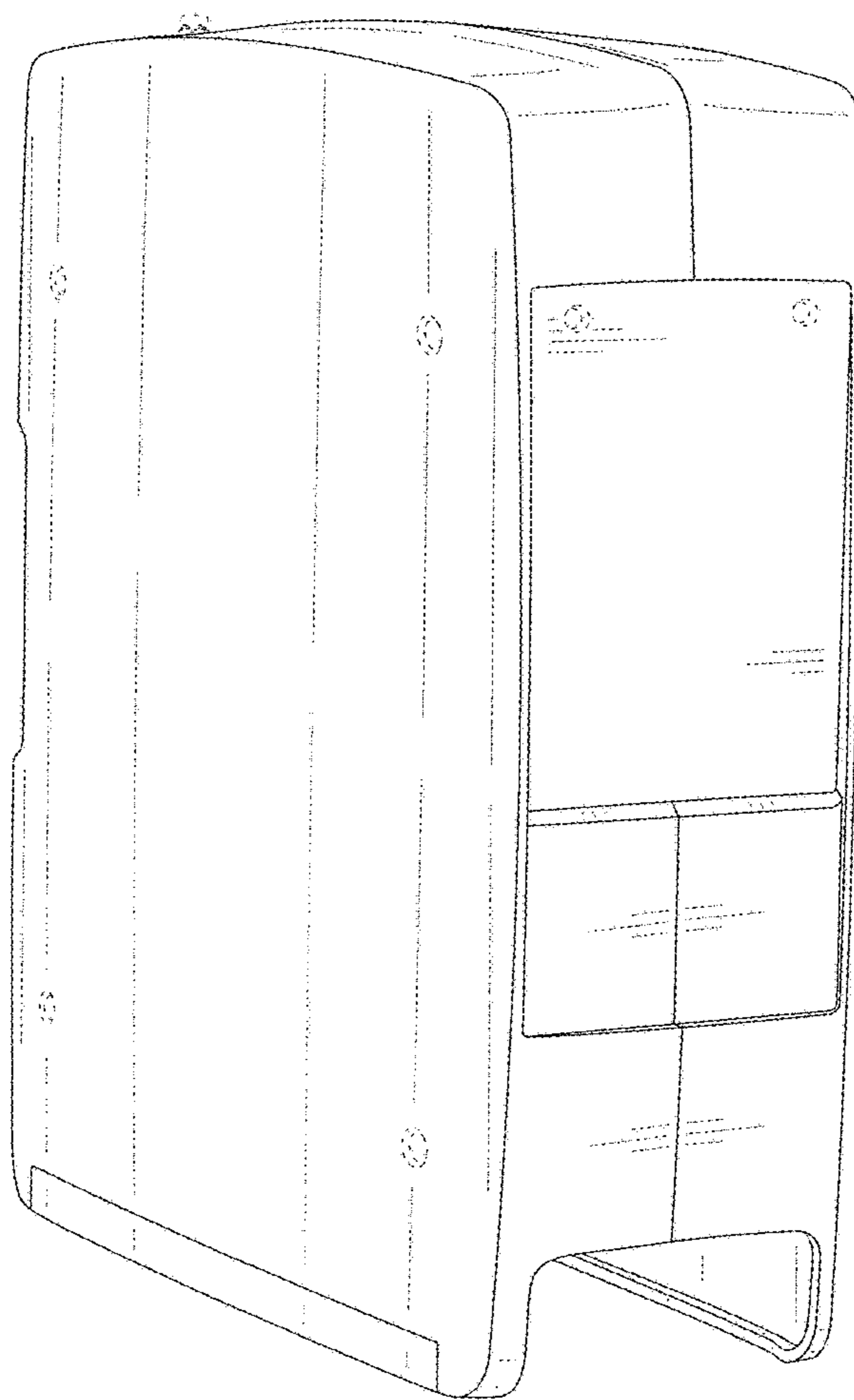


FIG. 2

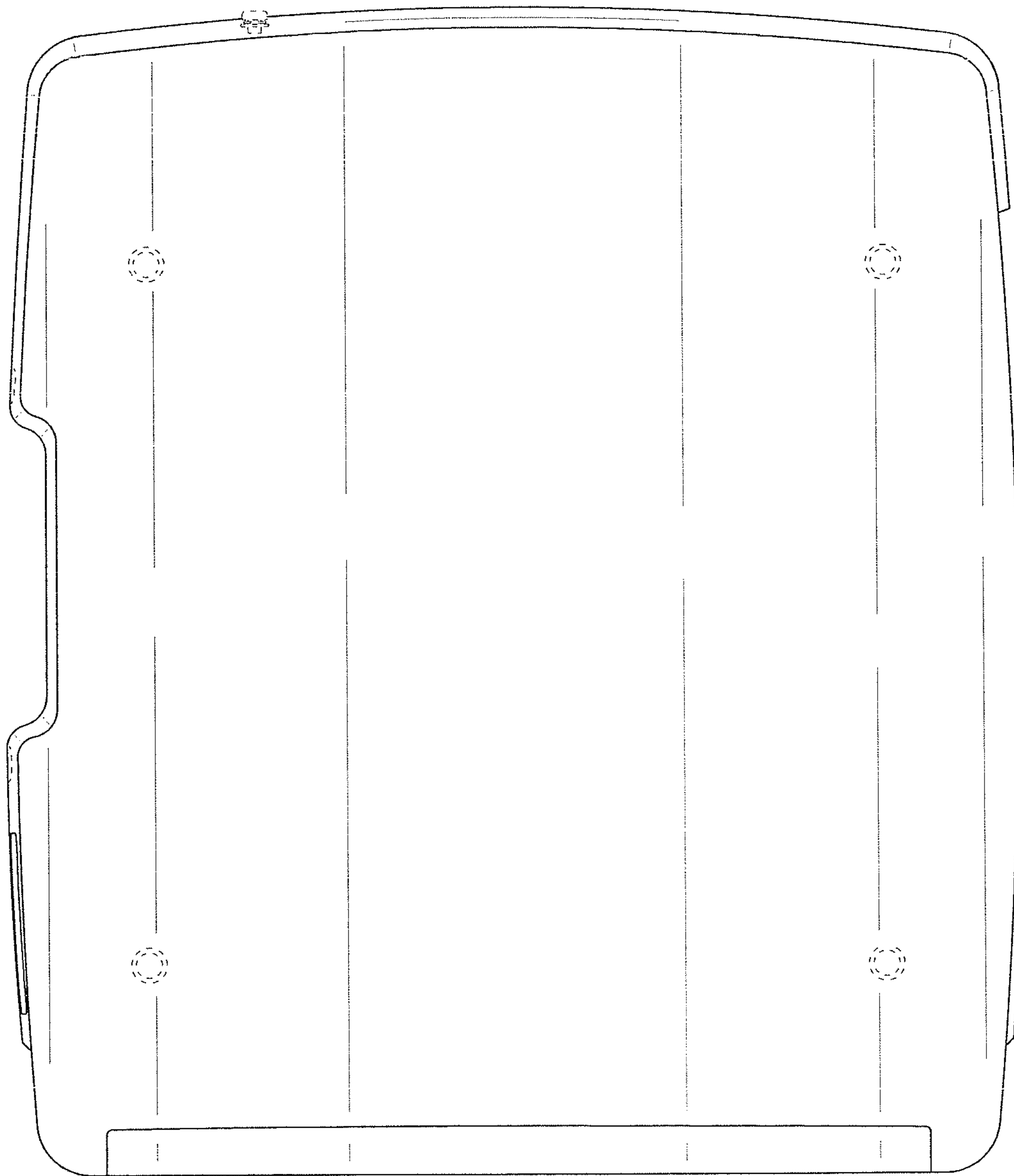


FIG. 3

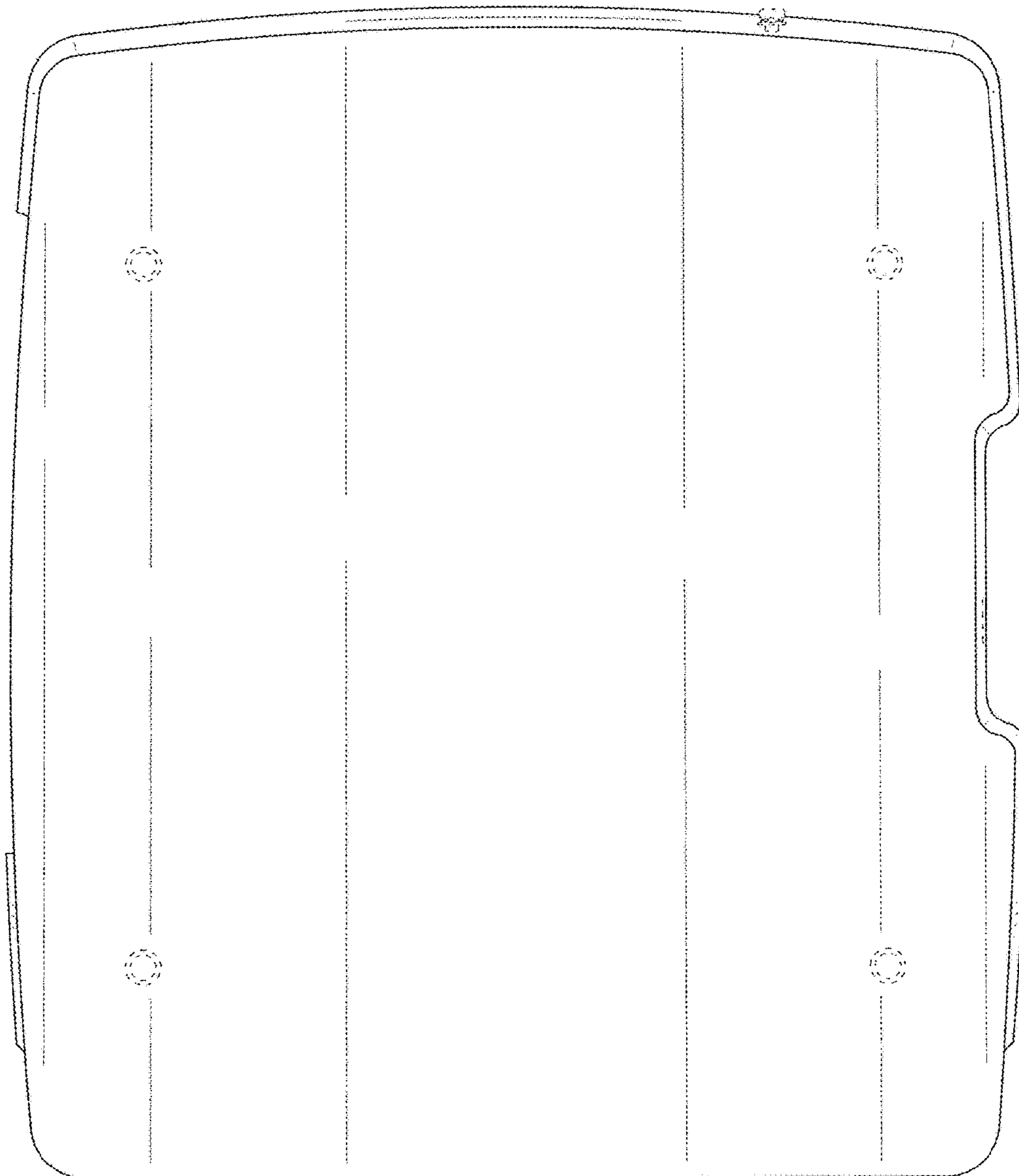


FIG. 4

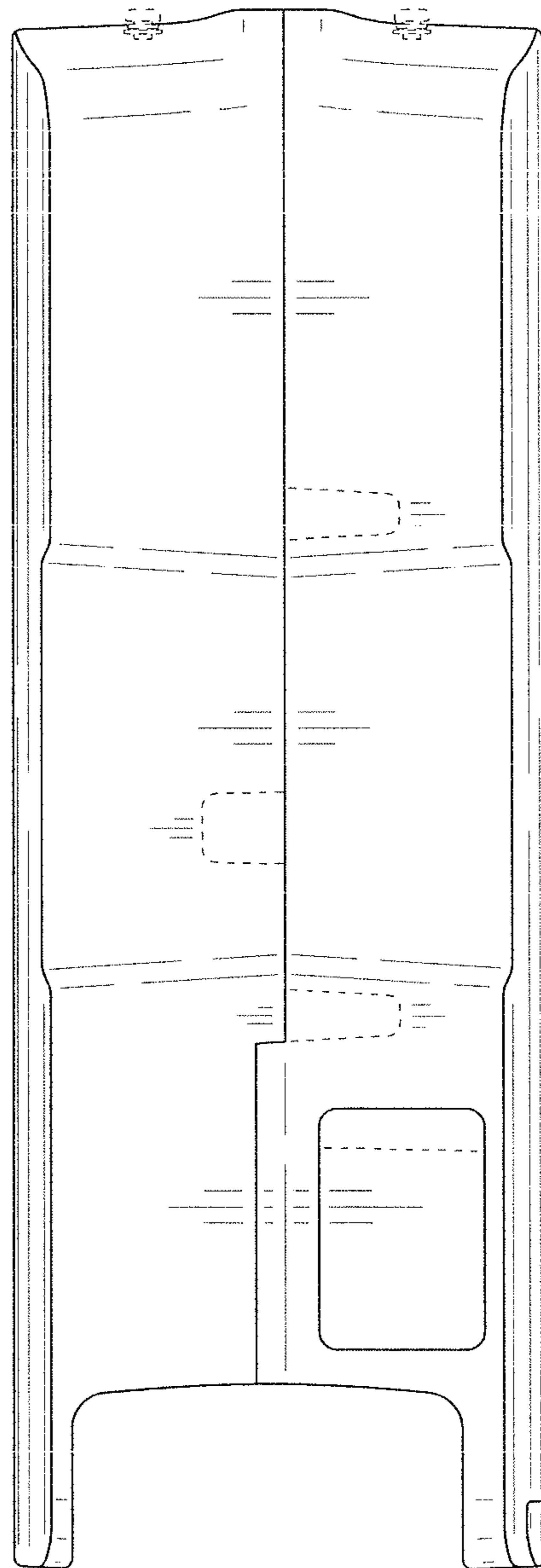


FIG. 5

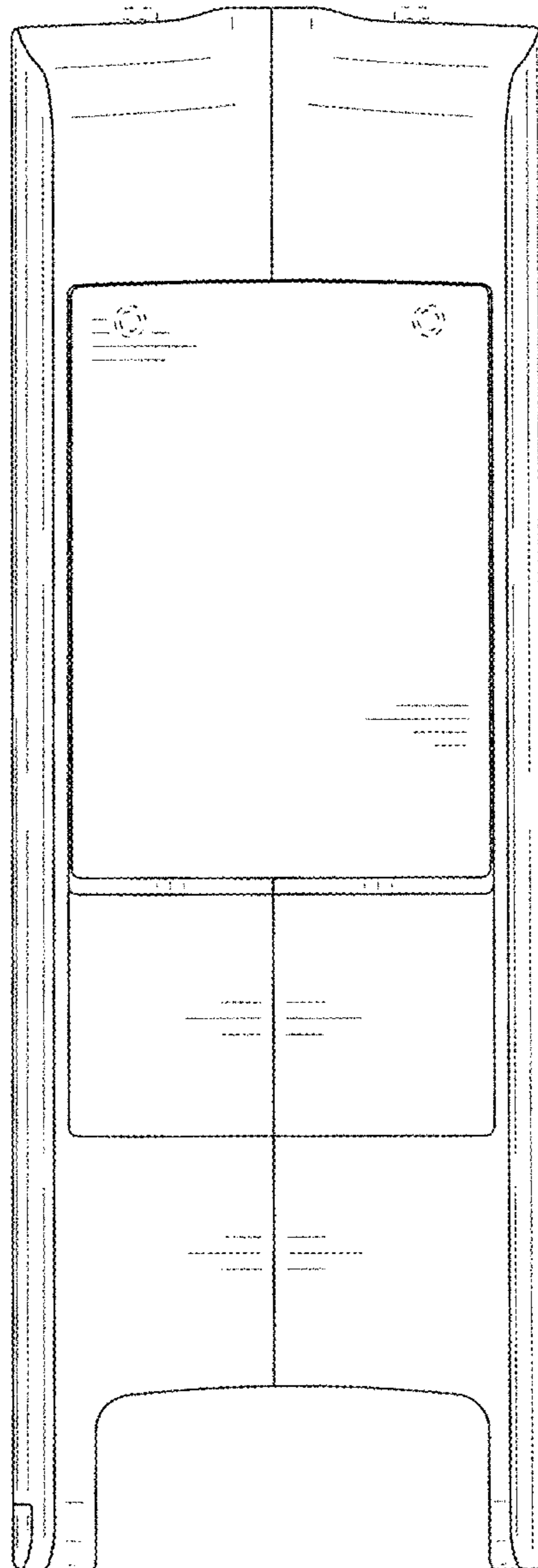


FIG. 6




FIG. 7

