



US00D786857S

(12) **United States Design Patent**
Tian et al.

(10) **Patent No.:** **US D786,857 S**

(45) **Date of Patent:** **** May 16, 2017**

(54) **LAPTOP COMPUTER**

(71) Applicant: **Lenovo (Beijing) Co., Ltd.**, Beijing (CN)

(72) Inventors: **Chunyu Tian**, Beijing (CN); **Junjie Gan**, Beijing (CN)

(73) Assignee: **Lenovo (Beijing) Co., Ltd.**, Beijing (CN)

(**) Term: **15 Years**

(21) Appl. No.: **29/547,467**

(22) Filed: **Dec. 3, 2015**

Related U.S. Application Data

(62) Division of application No. 29/459,341, filed on Jun. 28, 2013, now Pat. No. Des. 753,645.

(30) **Foreign Application Priority Data**

Dec. 28, 2012 (CN) 2012 3 0658989
Feb. 1, 2013 (CN) 2013 3 0033017

(51) **LOC (10) Cl.** **14-02**

(52) **U.S. Cl.**
USPC **D14/315**

(58) **Field of Classification Search**

USPC D14/315-327; D18/1, 2, 7, 11;
235/145 A, 145 R; 341/22, 23; 345/104,
345/156, 168, 169, 173; 361/679.08,
361/679.09, 679.11, 679.26, 679.27
CPC G06F 1/16; G06F 1/1616; G06F 1/1626;
G06F 1/1632; G06F 1/1613; G06F
1/1601; G06F 1/1618; G06F 1/162; G06F
1/166; G06F 1/1654; G06F 1/1681; G06F
1/1637; G06F 1/1688; G06F 1/1656;
H01R 35/02; H03M 11/00; G09B 13/04;
H03K 17/94; G09G 5/00; F16M 11/10;
H05K 5/00; H04M 1/0237

See application file for complete search history.

(56) **References Cited**

U.S. PATENT DOCUMENTS

D416,238 S 11/1999 Irie et al.
D463,797 S 10/2002 Andre et al.
D564,511 S 3/2008 Akhtar
7,542,284 B1 6/2009 Wilson, Sr.
D601,138 S 9/2009 Solomon et al.
D684,152 S 6/2013 Ilchan et al.
D688,238 S 8/2013 Hsu et al.
D734,759 S * 7/2015 Myung D14/439

(Continued)

FOREIGN PATENT DOCUMENTS

JP D1438161 S 4/2012

Primary Examiner — Freda S Nunn

(74) *Attorney, Agent, or Firm* — Oppedahl Patent Law Firm LLC

(57) **CLAIM**


The ornamental design for a laptop computer, as shown and described.

DESCRIPTION

FIG. 1 is a front elevation view of a laptop computer showing our new design.
FIG. 2 is a back elevation view thereof;
FIG. 3 is a left side view thereof;
FIG. 4 is a right side view thereof;
FIG. 5 is a top plan view thereof;
FIG. 6 is a bottom plan view thereof;
FIG. 7 is a back perspective view thereof; and,
FIG. 8 is a front perspective view thereof with the cover in an open position.

The features shown in broken lines in the drawings depict environmental subject matter and form no part of the claimed design.

1 Claim, 3 Drawing Sheets



(56)

References Cited

U.S. PATENT DOCUMENTS

D753,645 S * 4/2016 Tian D14/315
2005/0041378 A1 2/2005 Hamada et al.

* cited by examiner




Fig.1




Fig.2




Fig.3




Fig.4



Fig.5



Fig.6

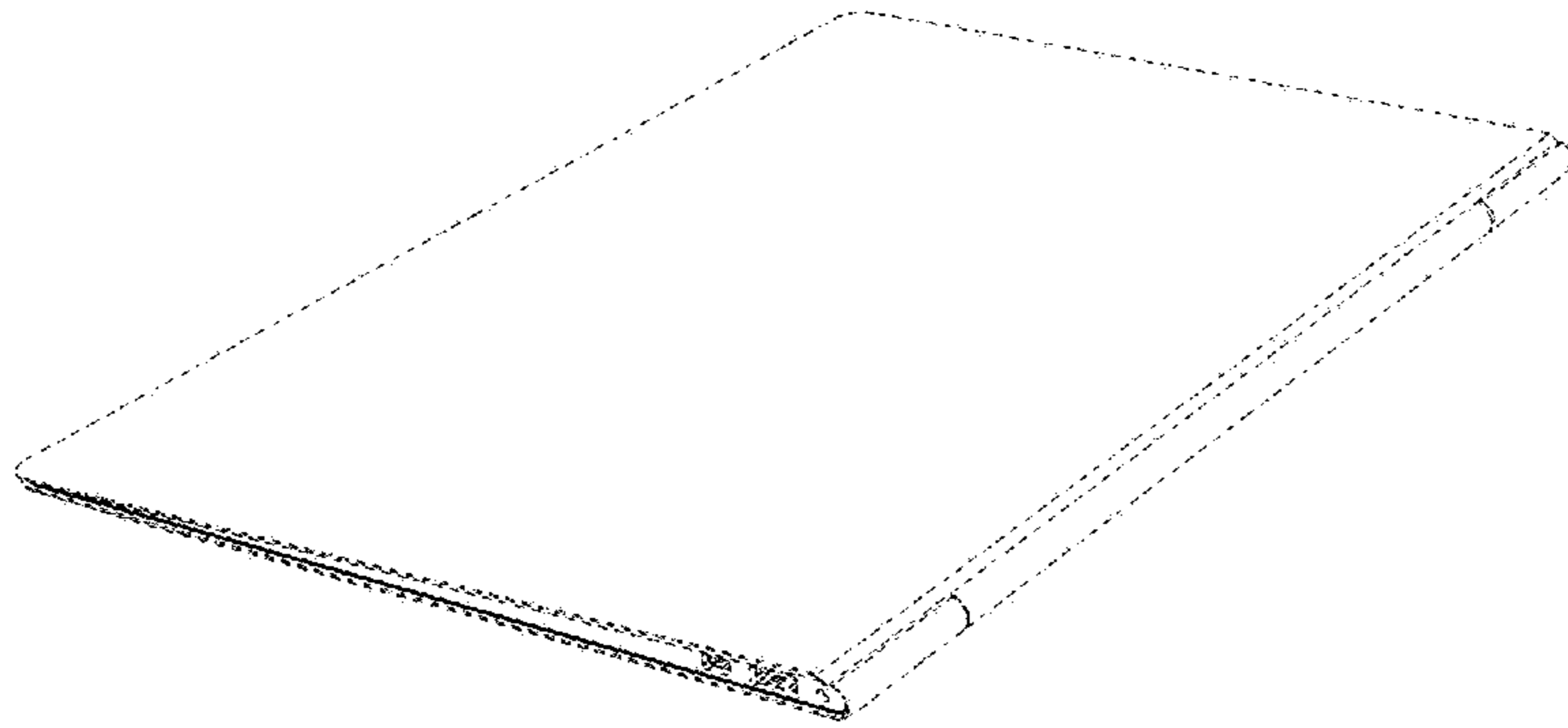


Fig.7




Fig.8