



US00D786855S

(12) **United States Design Patent** (10) **Patent No.:** **US D786,855 S**
Smith et al. (45) **Date of Patent:** **** May 16, 2017**

(54) **KIOSK**
(71) Applicant: **Adrian Smith + Gordon Gill Architecture LLP**, Chicago, IL (US)
(72) Inventors: **Adrian Devaun Smith**, Lake Forest, IL (US); **Carlisle Gordon C. Gill**, Chicago, IL (US); **Robert John Forest**, Chicago, IL (US); **Miguel Thomas Alvarez**, Chicago, IL (US); **Marc Anthony Cerone**, Chicago, IL (US); **Matthew Michael Dumich**, Chicago, IL (US); **Christopher John Miller**, Chicago, IL (US)

7,326,355 B2 2/2008 Graetz et al.
D565,044 S * 3/2008 Witts D14/307
D581,409 S * 11/2008 Giugiaro D14/307
D596,173 S * 7/2009 Arfin D14/307
D696,658 S * 12/2013 Winston D14/307
D697,505 S * 1/2014 Paton D14/307
D711,870 S * 8/2014 Johnson D14/307
D717,785 S * 11/2014 Winston D14/307
D742,870 S * 11/2015 Berini D14/307
D743,956 S * 11/2015 Kraft D14/307
D751,061 S * 3/2016 Berini D14/307
D762,635 S * 8/2016 Szeredi D14/307
D763,247 S * 8/2016 Yopez D14/307
2002/0189173 A1 12/2002 Staschik

* cited by examiner

(73) Assignee: **Adrian Smith + Gordon Gill Architecture LLP**, Chicago, IL (US)

Primary Examiner — Austin Murphy
(74) *Attorney, Agent, or Firm* — Neal, Gerber & Eisenberg LLP

(**) Term: **15 Years**

(21) Appl. No.: **29/531,121**

(57) **CLAIM**

(22) Filed: **Jun. 23, 2015**

(51) **LOC (10) Cl.** **14-02**

An ornamental design for a kiosk, as shown and described herein.

(52) **U.S. Cl.**
USPC **D14/307**

(58) **Field of Classification Search**
USPC D14/302-307, 900-902; D13/163;
D20/10; D21/332, 325, 369, 370;
D99/28; D6/397, 466; 194/206;
361/679.01, 679.02, 679.04, 679.21,
361/679.57, 725
CPC G06Q 20/18; G06Q 20/10; G06Q 20/123;
G06Q 20/20; G06Q 30/02; G06Q 30/06;
A47F 9/047

See application file for complete search history.

DESCRIPTION

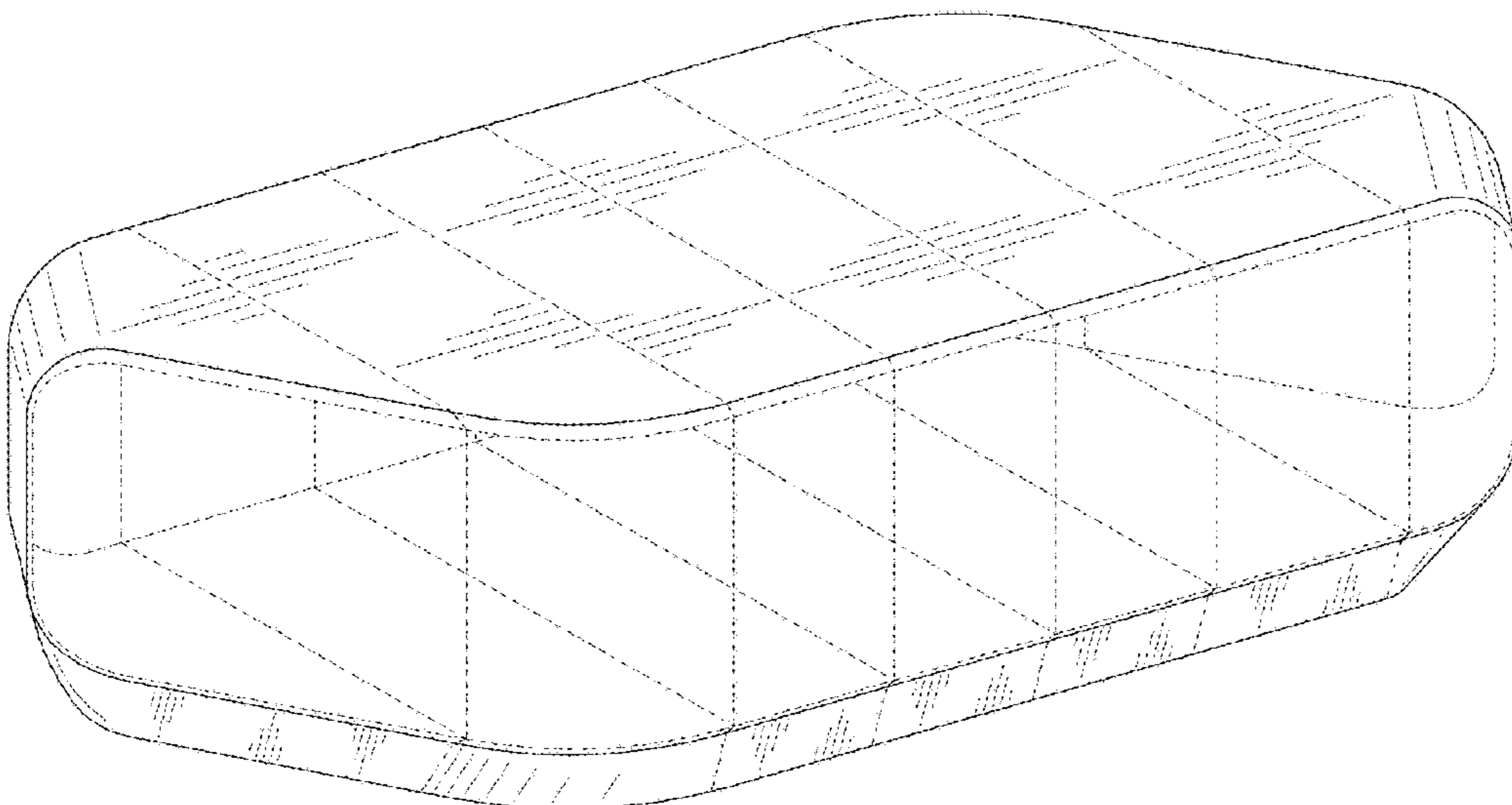
FIG. 1 is a perspective view of the kiosk showing our new design.
FIG. 2 is a front view of thereof;
FIG. 3 is a rear view of thereof;
FIG. 4 is a right side view of thereof;
FIG. 5 is a left side view of thereof;
FIG. 6 is a top view of thereof; and,
FIG. 7 is a bottom view of thereof.
Those portions shown in phantom are for environmental purposes only and do not form part of the design.

(56) **References Cited**

U.S. PATENT DOCUMENTS

3,188,694 A 6/1965 Hammar
3,762,112 A 10/1973 Evans et al.

1 Claim, 7 Drawing Sheets



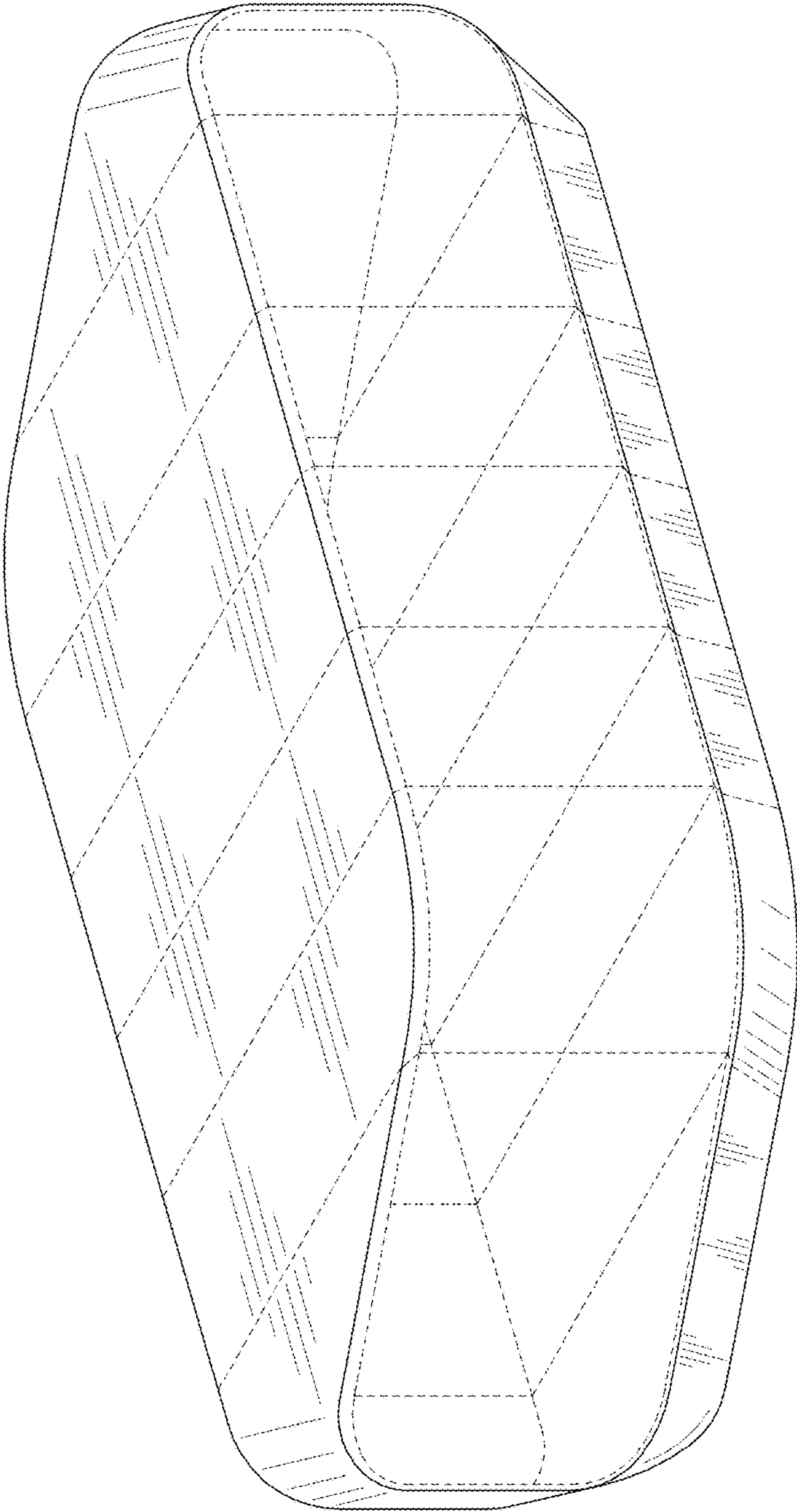


FIG. 1

FIG. 2

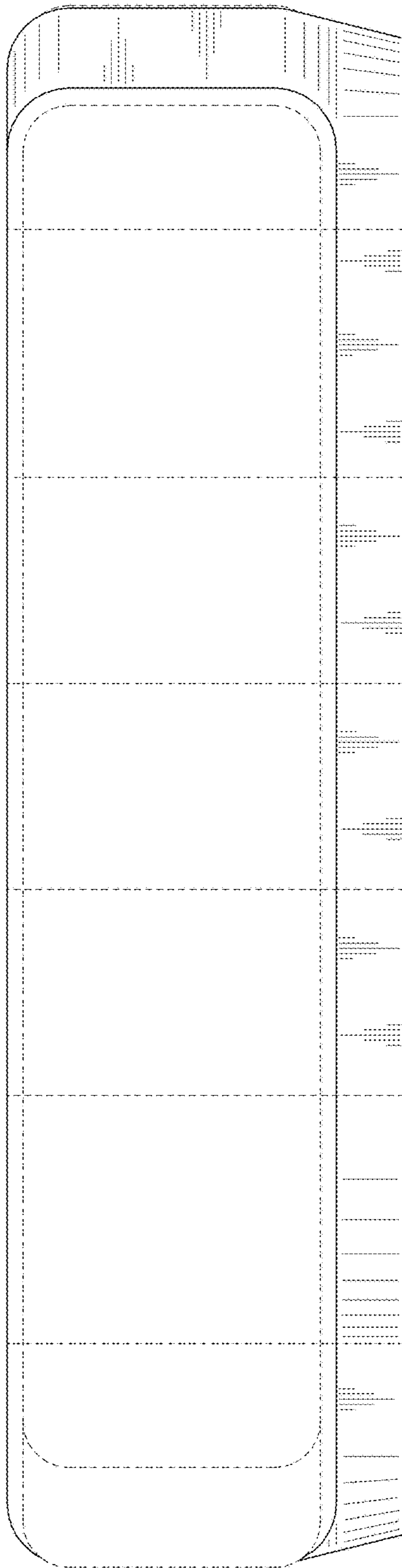


FIG. 3




FIG. 4

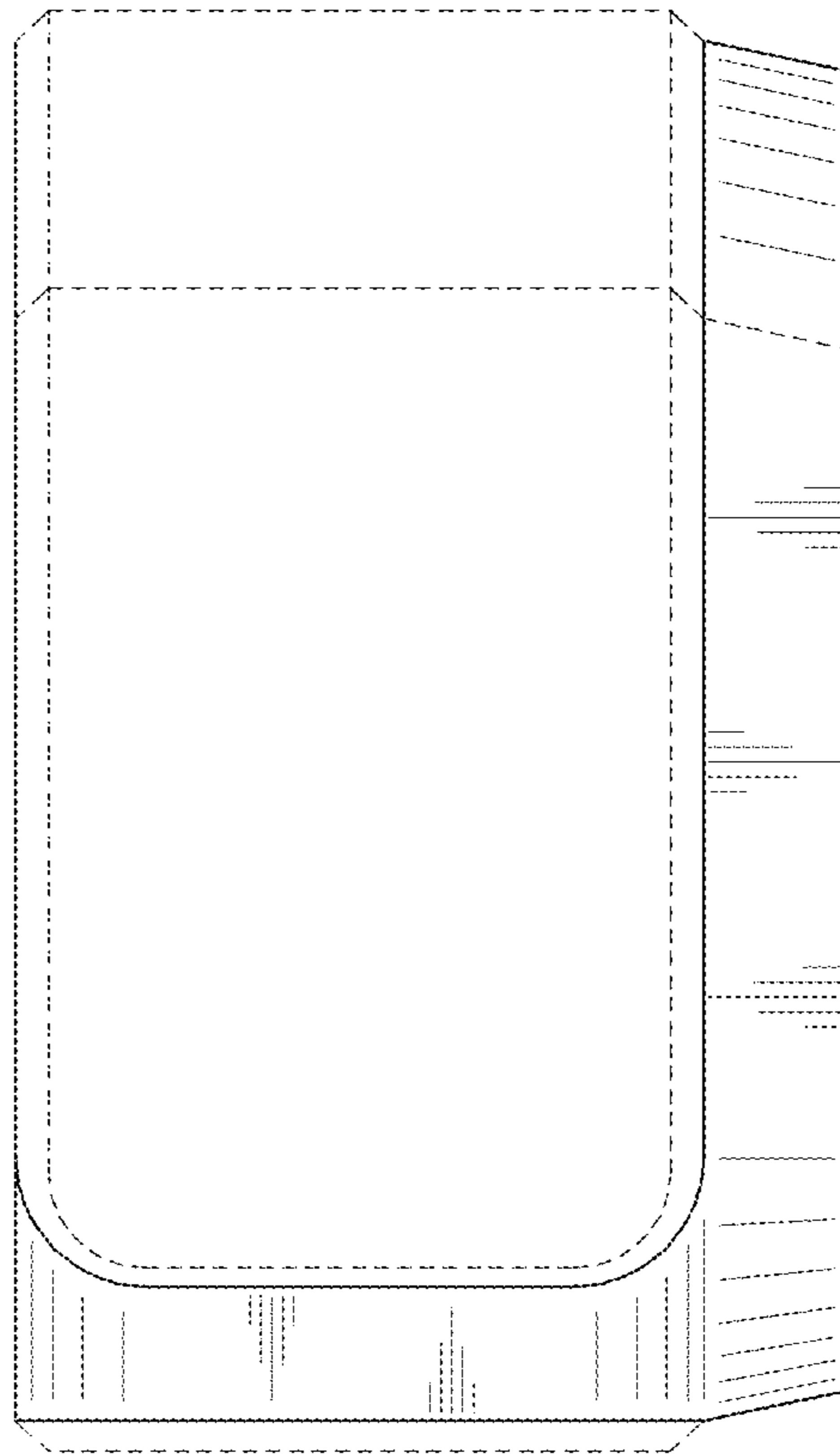


FIG. 5

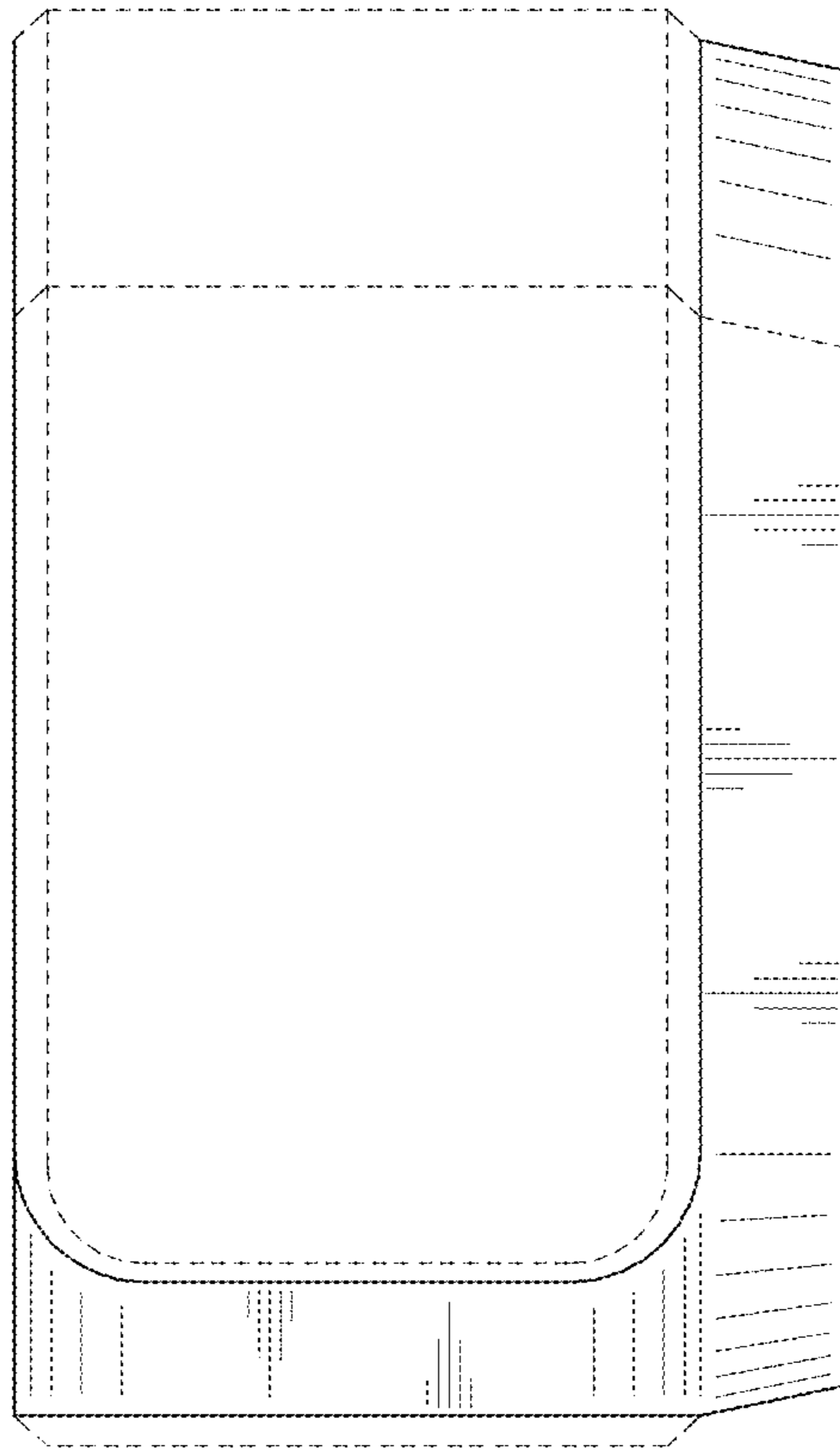


FIG. 6

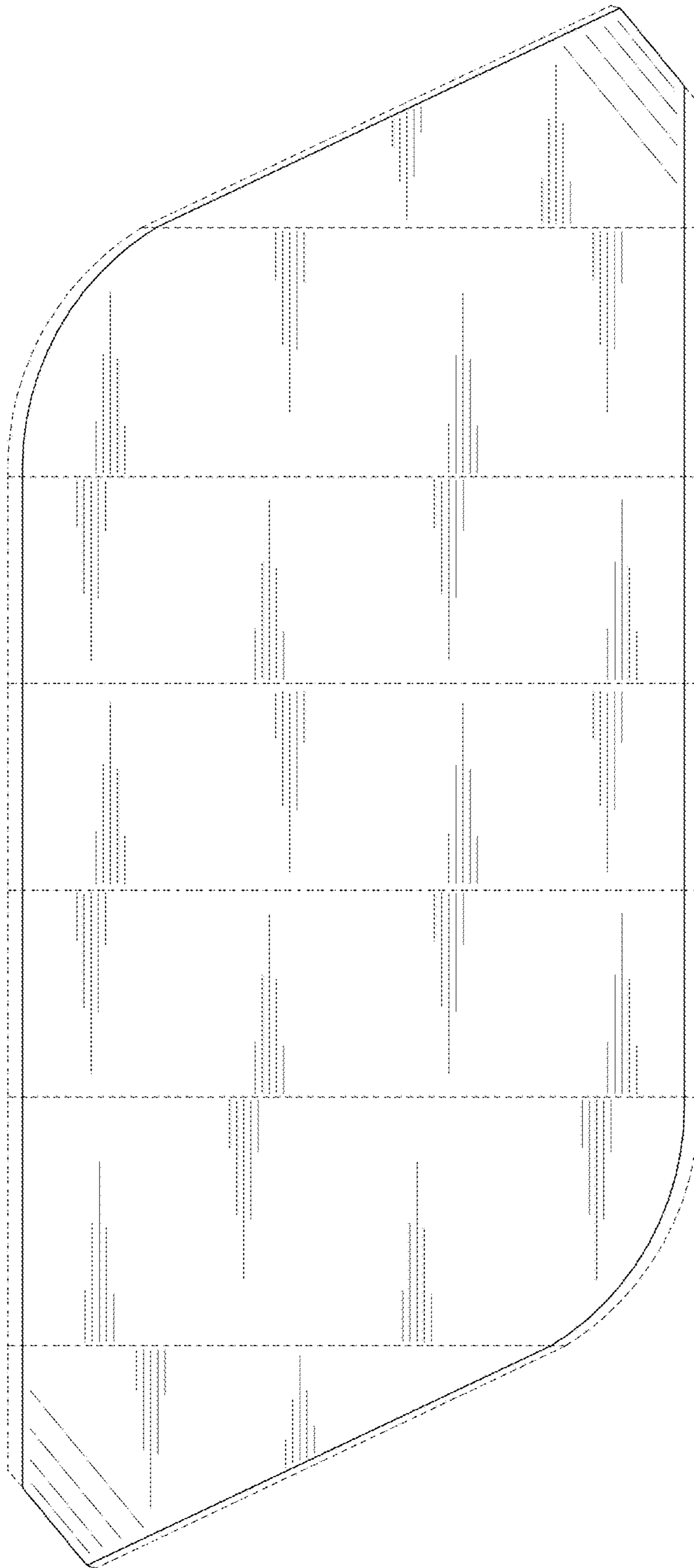


FIG. 7

