



US00D786838S

(12) **United States Design Patent** (10) **Patent No.:** **US D786,838 S**
Chang et al. (45) **Date of Patent:** **** May 16, 2017**

(54) **ANTENNA**

(71) Applicant: **Airgain Incorporated**, San Diego, CA (US)

(72) Inventors: **Wei Chang**, Zhang Jia Gang (CN); **Meng Zhang**, Zhang Jia Gang (CN)

(73) Assignee: **Airgain Incorporated**, San Diego, CA (US)

(**) Term: **15 Years**

(21) Appl. No.: **29/549,599**

(22) Filed: **Dec. 27, 2015**

(51) **LOC (10) Cl.** **14-03**

(52) **U.S. Cl.**
USPC **D14/230**

(58) **Field of Classification Search**
USPC D14/138, 230–238.1, 299, 358; D13/182
CPC H01L 33/48; H01L 33/486; H01L 23/02;
H05K 5/00; H01Q 13/10
See application file for complete search history.

(56) **References Cited**

U.S. PATENT DOCUMENTS

- 6,081,242 A * 6/2000 Wingo H01Q 1/242
333/32
D588,116 S * 3/2009 Martinez D14/230
D588,587 S * 3/2009 Hellgren D14/230
D609,224 S * 2/2010 Yang D14/230
D692,870 S * 11/2013 He D14/230

- D698,764 S * 2/2014 Zeng D14/230
2008/0198089 A1 * 8/2008 Hsiao H01Q 1/38
343/850
2010/0253580 A1 * 10/2010 Yan H01Q 1/38
343/700 MS

OTHER PUBLICATIONS

<http://airgain.com/our-services/embedded-antennas/>—Retrieved Dec. 17, 2016.*
<http://www.fyxkj.com/EN/contents/35/462.html>—Retrieved Dec. 19, 2016.*

* cited by examiner

Primary Examiner — Manpreet Matharu
Assistant Examiner — Mojtaba Tehrani
(74) *Attorney, Agent, or Firm* — Clause Eight IPS;
Michael Catania

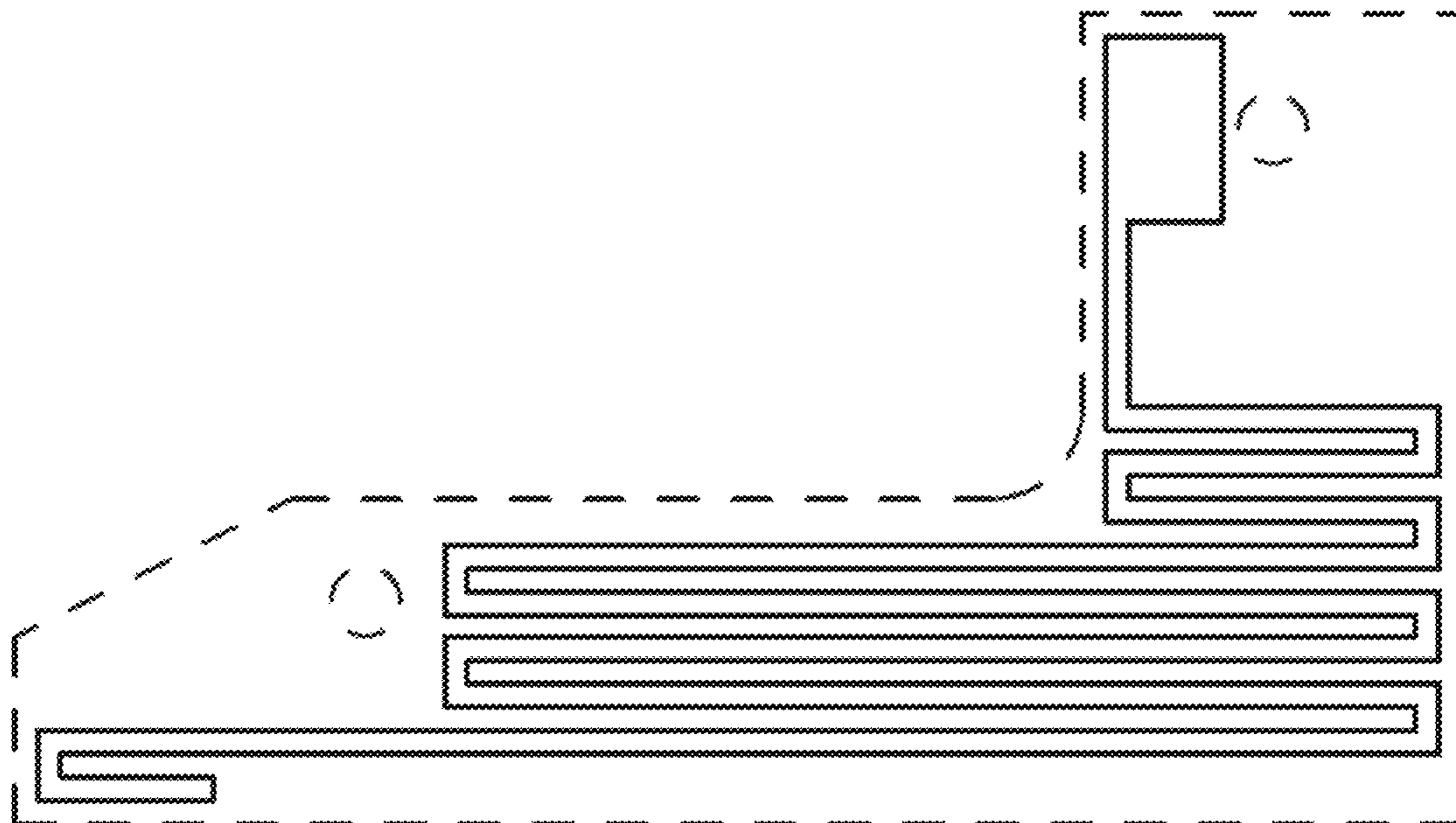
(57) **CLAIM**

The ornamental design for an antenna, as shown and described.

DESCRIPTION

FIG. 1 is a top plan view of an antenna, showing our new design;
FIG. 2 is a side elevation view thereof;
FIG. 3 is a front elevation view thereof;
FIG. 4 is a top perspective view thereof;
FIG. 5 is a top plan view thereof, with unclaimed environment not shown; and,
FIG. 6 is a front elevation view thereof, with unclaimed environment not shown.
The broken line in the figure drawings represents unclaimed environment only and forms no part of the claimed design.

1 Claim, 4 Drawing Sheets






FIG. 1



FIG. 2

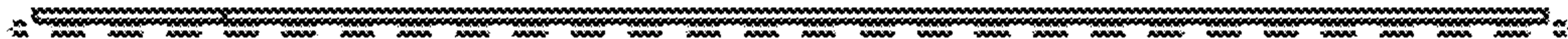


FIG. 3




FIG. 4

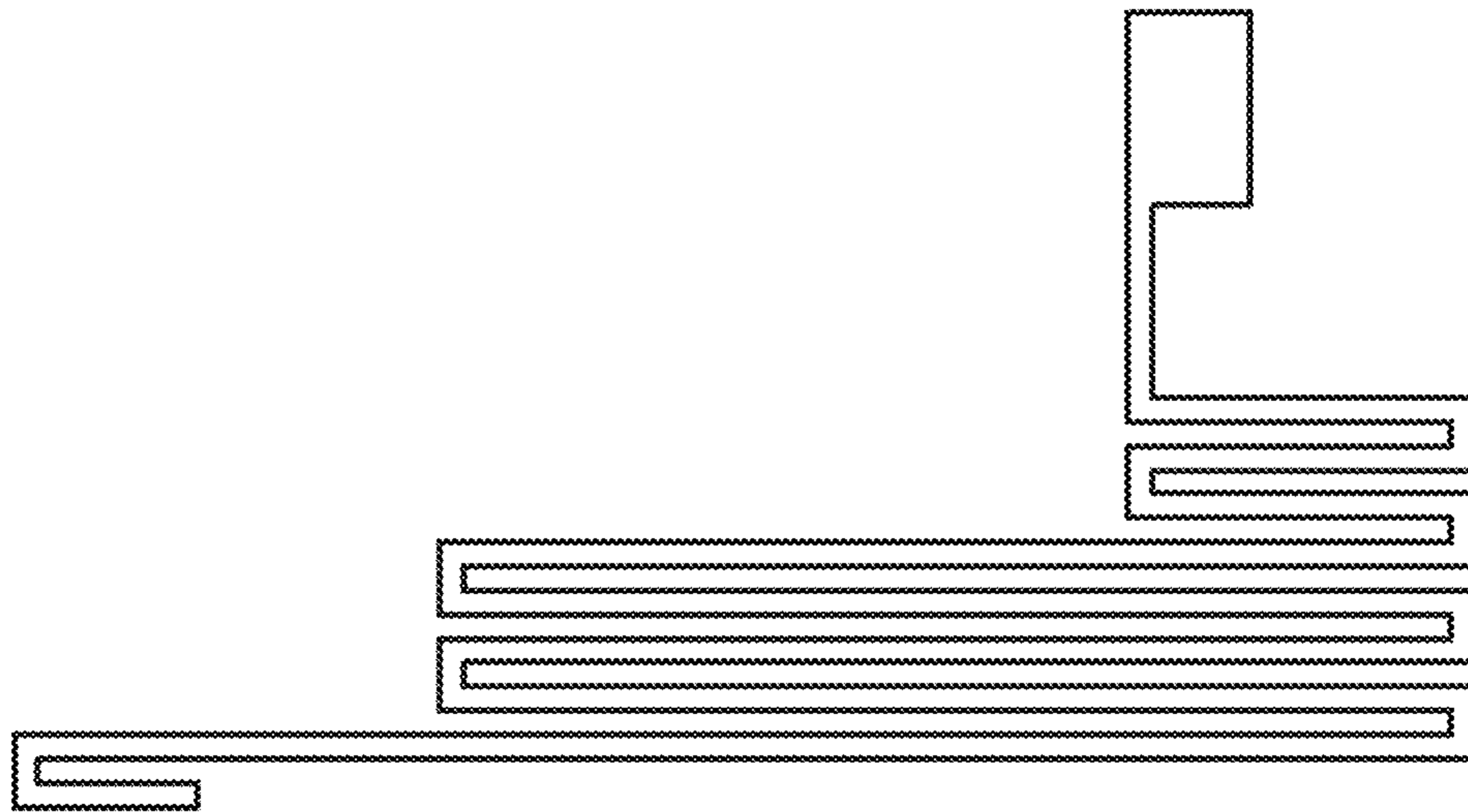


FIG. 5



FIG. 6