



US00D786831S

(12) **United States Design Patent** (10) **Patent No.:** **US D786,831 S**
Sirpal et al. (45) **Date of Patent:** **** *May 16, 2017**

(54) **REMOTE CONTROL DEVICE WITH AN ICON**

(71) Applicant: **Flextronics AP, LLC**, San Jose, CA (US)

(72) Inventors: **Sanjiv Sirpal**, Oakville (CA);
Mohammed Selim, Oakville (CA)

(73) Assignee: **Flextronics AP, LLC**, San Jose, CA (US)

(*) Notice: This patent is subject to a terminal disclaimer.

(**) Term: **14 Years**

(21) Appl. No.: **29/460,634**

(22) Filed: **Jul. 12, 2013**

(51) **LOC (10) Cl.** **14-03**

(52) **U.S. Cl.**
USPC **D14/218**; D14/489; D14/492

(58) **Field of Classification Search**
USPC D14/489-494, 230-238, 218; D13/168
CPC G06F 3/04817; H04N 5/44543; H04N 1/00424

See application file for complete search history.

(56) **References Cited**

U.S. PATENT DOCUMENTS

5,481,251	A	1/1996	Buys et al.	
5,724,106	A	3/1998	Autry et al.	
D393,842	S *	4/1998	Sakazume	D14/489
D396,456	S *	7/1998	Bier	D14/489
D396,709	S *	8/1998	Bier	D14/493
D418,121	S *	12/1999	Hartford	D14/489
D419,542	S *	1/2000	Hodgson	D14/489
D522,530	S *	6/2006	Burkard	D14/493
7,170,420	B2	1/2007	Phifer	
7,373,652	B1	5/2008	Bayrakeri et al.	
D585,074	S *	1/2009	Ismail	D14/488

D593,126	S *	5/2009	Danton	D14/489
D614,656	S *	4/2010	Pell	D14/492
7,831,930	B2	11/2010	Dresti et al.	
D633,526	S *	3/2011	Trabona	D14/495
D637,199	S *	5/2011	Brinda	D14/489
D644,650	S *	9/2011	Urdan	D14/486
D651,215	S *	12/2011	Anzures	D14/492
D651,614	S *	1/2012	Anzures	D14/492
D654,927	S *	2/2012	Jones	D14/485
8,220,021	B1	7/2012	Look et al.	
D667,443	S *	9/2012	Phelan	D14/492
D667,459	S *	9/2012	Phelan	D14/495
D681,669	S *	5/2013	Phelan	D14/489

(Continued)

OTHER PUBLICATIONS

Film still icon | posted at freeiconbox.com no posting date given
Copyright (C) 2014 freeiconbox.com[online]. Available from Internet: <<http://freeiconbox.com/archive/icon4781212811622.html>>.*

(Continued)

Primary Examiner — John Windmuller
Assistant Examiner — Katherine Glennon
(74) *Attorney, Agent, or Firm* — Sheridan Ross P.C.

(57) **CLAIM**

The ornamental design for a remote control device with an icon, as shown and described.

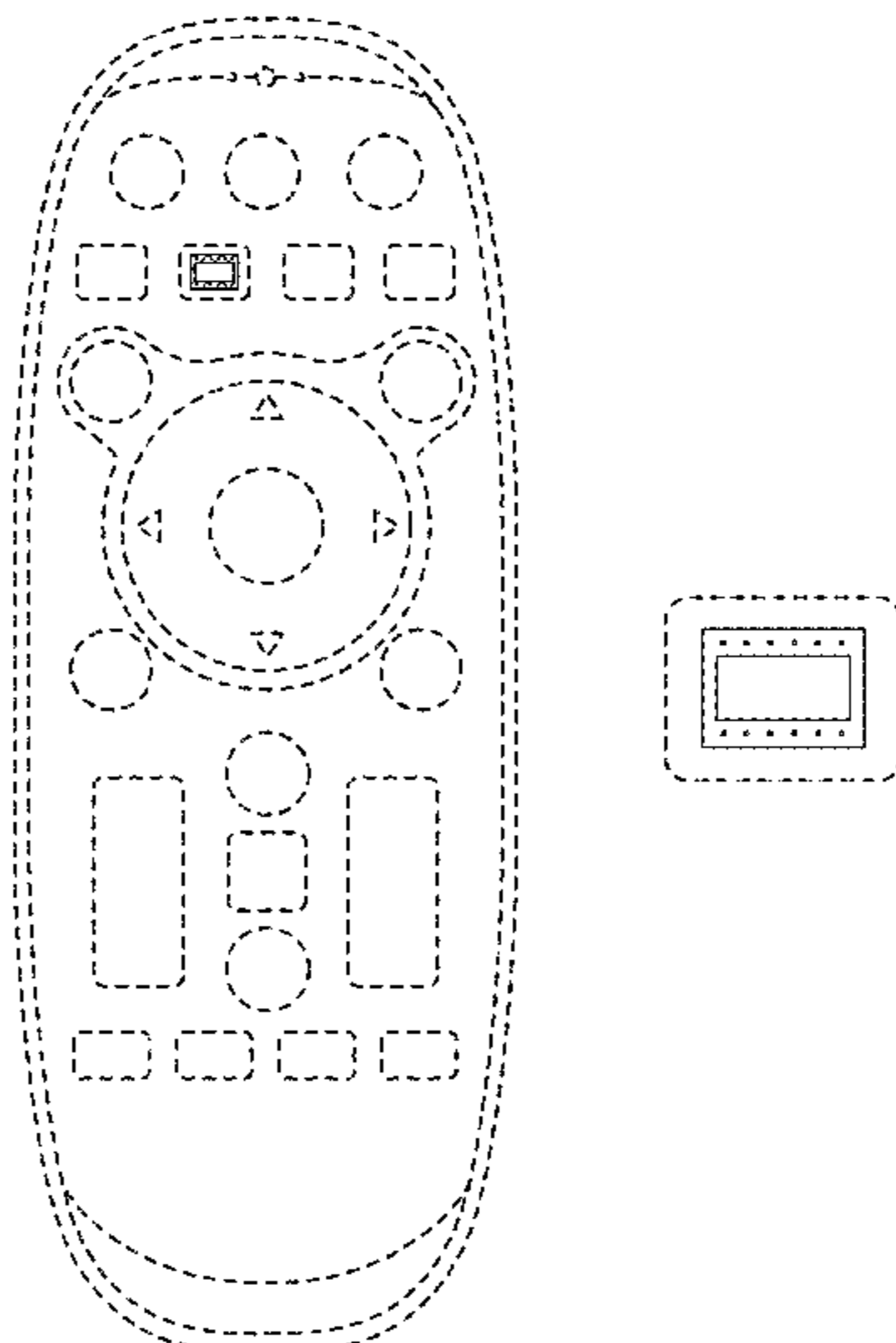
DESCRIPTION

FIG. 1 is a front plan view of a remote control device with an icon; and,

FIG. 2 is an enlarged view of a portion of the remote control device with an icon.

The claimed design is flat and with all elements coplanar. The solid lines and areas within them form the entirety of the design. The broken lines represent portions of the remote control device with an icon that form no part of the claimed design.

1 Claim, 1 Drawing Sheet



(56)

References Cited

U.S. PATENT DOCUMENTS

D682,879 S * 5/2013 Eikenberry D14/489
 D683,357 S * 5/2013 Carpenter D14/489
 D683,757 S * 6/2013 Phelan D14/489
 D684,181 S * 6/2013 Carpenter D14/489
 D684,996 S * 6/2013 Wenz D14/495
 8,473,865 B2 6/2013 Huang et al.
 8,521,926 B2 8/2013 Hsueh et al.
 D693,364 S * 11/2013 Gardner D14/489
 D706,817 S * 6/2014 Montgomery D14/489
 D712,430 S * 9/2014 Jang D14/489
 D715,325 S * 10/2014 Phelan D14/495
 8,860,749 B1 * 10/2014 Ainslie G09G 5/026
 345/589
 D722,325 S * 2/2015 Williams D14/489
 D732,578 S * 6/2015 Seo D14/489
 D733,184 S * 6/2015 Park D14/490
 D735,696 S * 8/2015 Sirpal D14/218
 D738,401 S * 9/2015 Capela D14/495
 D738,891 S * 9/2015 Bae D14/485
 D738,925 S * 9/2015 Torres D14/495
 D740,325 S * 10/2015 Sterling D14/495
 D745,044 S * 12/2015 Chambers D14/489
 2002/0072395 A1 6/2002 Miramontes
 2004/0186775 A1 9/2004 Margiloff et al.
 2005/0138668 A1 6/2005 Gray et al.
 2005/0149990 A1 7/2005 Fairhurst et al.
 2005/0185102 A1 8/2005 Fairhurst

2005/0288064 A1 12/2005 Lin et al.
 2006/0022948 A1 2/2006 Mori et al.
 2008/0060010 A1 3/2008 Kelts
 2010/0321201 A1 12/2010 Huang et al.
 2011/0107382 A1 5/2011 Morris et al.
 2013/0047123 A1 * 2/2013 May G06F 3/0482
 715/834

OTHER PUBLICATIONS

U.S. Appl. No. 13/863,814, filed Apr. 16, 2013, Sirpal et al.
 U.S. Appl. No. 29/452,457, filed Apr. 16, 2013, Sirpal et al.
 U.S. Appl. No. 29/460,631, filed Jul. 12, 2013, Sirpal et al.
 U.S. Appl. No. 29/460,632, filed Jul. 12, 2013, Sirpal et al.
 U.S. Appl. No. 29/460,636, filed Jul. 12, 2013, Sirpal et al.
 U.S. Appl. No. 29/460,640, filed Jul. 12, 2013, Sirpal et al.
 U.S. Appl. No. 29/460,641, filed Jul. 12, 2013, Sirpal et al.
 U.S. Appl. No. 29/460,642, filed Jul. 12, 2013, Sirpal et al.
 U.S. Appl. No. 29/461,173, filed Jul. 19, 2013, Sirpal et al.
 Notice of Allowance (with English translation) for Chinese Patent
 Application No. 201330387118.0 dated Dec. 24, 2013, 5 pages.
 International Search Report and Written Opinion for International
 (PCT) Patent Application No. PCT/US13/55548 mailed Dec. 2,
 2013, 8 pages.
 Official Action for U.S. Appl. No. 13/863,814 mailed Dec. 6, 2013,
 16 pages.

* cited by examiner

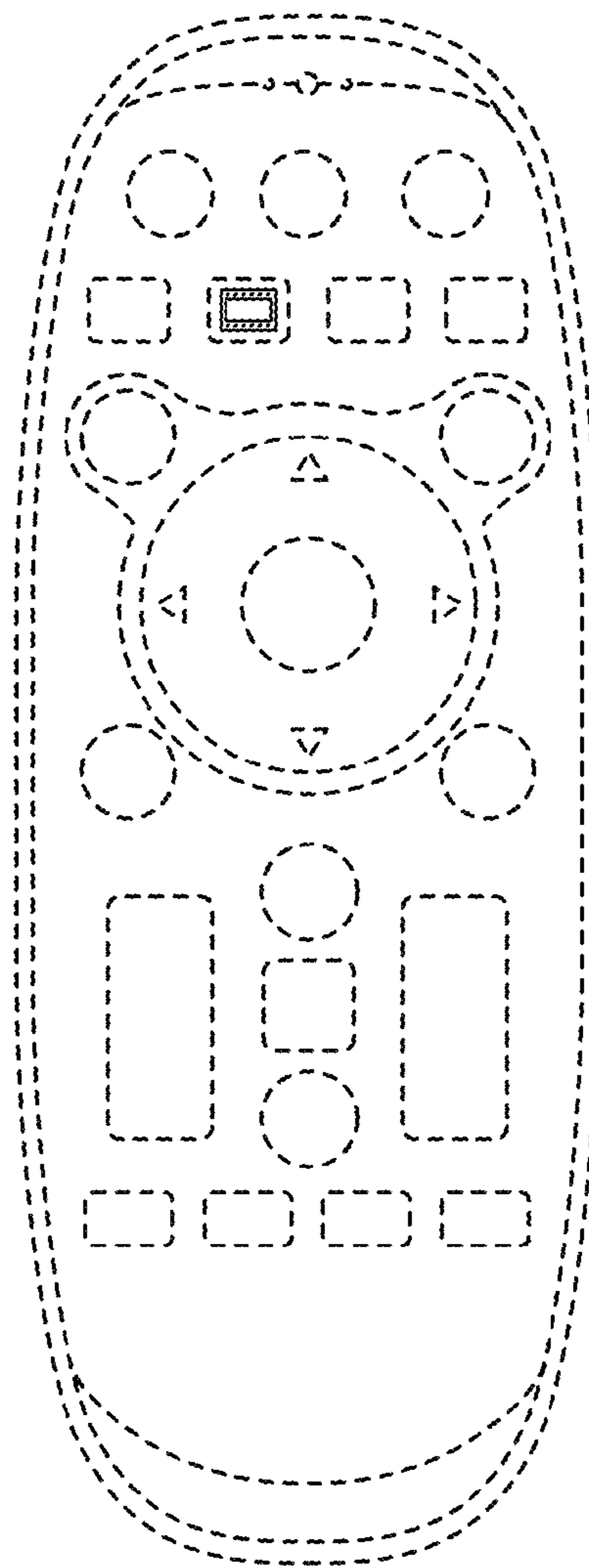


FIG. 1

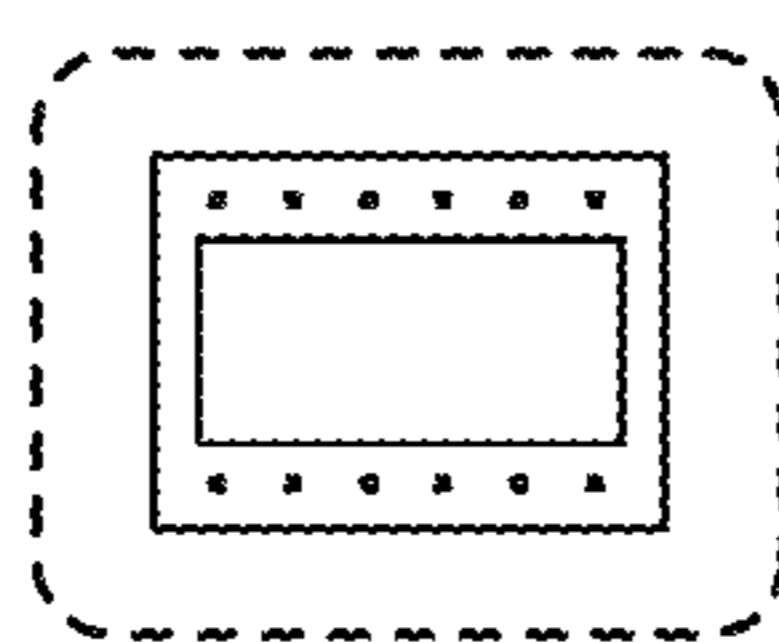


FIG. 2