



US00D786823S

(12) **United States Design Patent** (10) **Patent No.:** **US D786,823 S**
Seong et al. (45) **Date of Patent:** **** May 16, 2017**

(54) **SPEAKER**

- (71) Applicant: **Samsung Electronics Co., Ltd.**, Suwon-si (KR)
- (72) Inventors: **Bo-Kyung Seong**, Daejeon-Si (KR); **Sung-II Bang**, Seoul (KR); **Dong-Ryul Lim**, Seoul (KR); **Bum-Ho Chun**, Yongin-si (KR)
- (73) Assignee: **Samsung Electronics Co., Ltd.**, Suwon-si (KR)
- (**) Term: **15 Years**
- (21) Appl. No.: **29/573,895**
- (22) Filed: **Aug. 10, 2016**

Related U.S. Application Data

- (62) Division of application No. 29/511,533, filed on Dec. 11, 2014.

(30) **Foreign Application Priority Data**

- Jun. 18, 2014 (KR) 30-2014-0029818
- (51) **LOC (10) Cl.** **14-01**
- (52) **U.S. Cl.**
USPC **D14/204**
- (58) **Field of Classification Search**
USPC D6/663, 668, 672, 703.1; D14/167, D14/170-172, 194-196, 204, 207, 209.1, D14/210-216, 221, 222; 181/143, 144, 181/147, 148, 150, 151, 153, 157, 198, 181/199; 381/300-302, 306, 332, 333, 381/336, 345, 361-364, 386-388
CPC H04R 1/02; H04R 1/021; H04R 1/023; H04R 5/00; H04R 9/06; H04R 2420/07
See application file for complete search history.

(56) **References Cited**

U.S. PATENT DOCUMENTS

D348,659 S	7/1994	Miller	
D437,045 S	1/2001	Luster	
D438,866 S	3/2001	Suzuki	
D461,335 S *	8/2002	Trulaske, Sr.	D6/678
D468,727 S *	1/2003	Manneschi	D14/222
D538,259 S *	3/2007	Okamura	D14/172
D547,748 S	7/2007	Tsuge	
D587,237 S *	2/2009	Son	D14/168
D634,054 S *	3/2011	Janssen	D26/85
D645,449 S *	9/2011	Kusuki	D14/214
D646,242 S	10/2011	Honda	
D648,320 S *	11/2011	Kusuki	D14/214
D659,677 S	5/2012	Kim et al.	
D660,284 S *	5/2012	Carbone	D14/214
D669,883 S *	10/2012	Cheng	D14/214
D669,884 S	10/2012	Hou	
D683,349 S	5/2013	Hong et al.	
D684,561 S	6/2013	Ni	
D692,426 S	10/2013	Gervais et al.	
D715,259 S *	10/2014	Han	D14/214

(Continued)

Primary Examiner — Ian Simmons

Assistant Examiner — Janice Lim

(74) *Attorney, Agent, or Firm* — NSIP Law

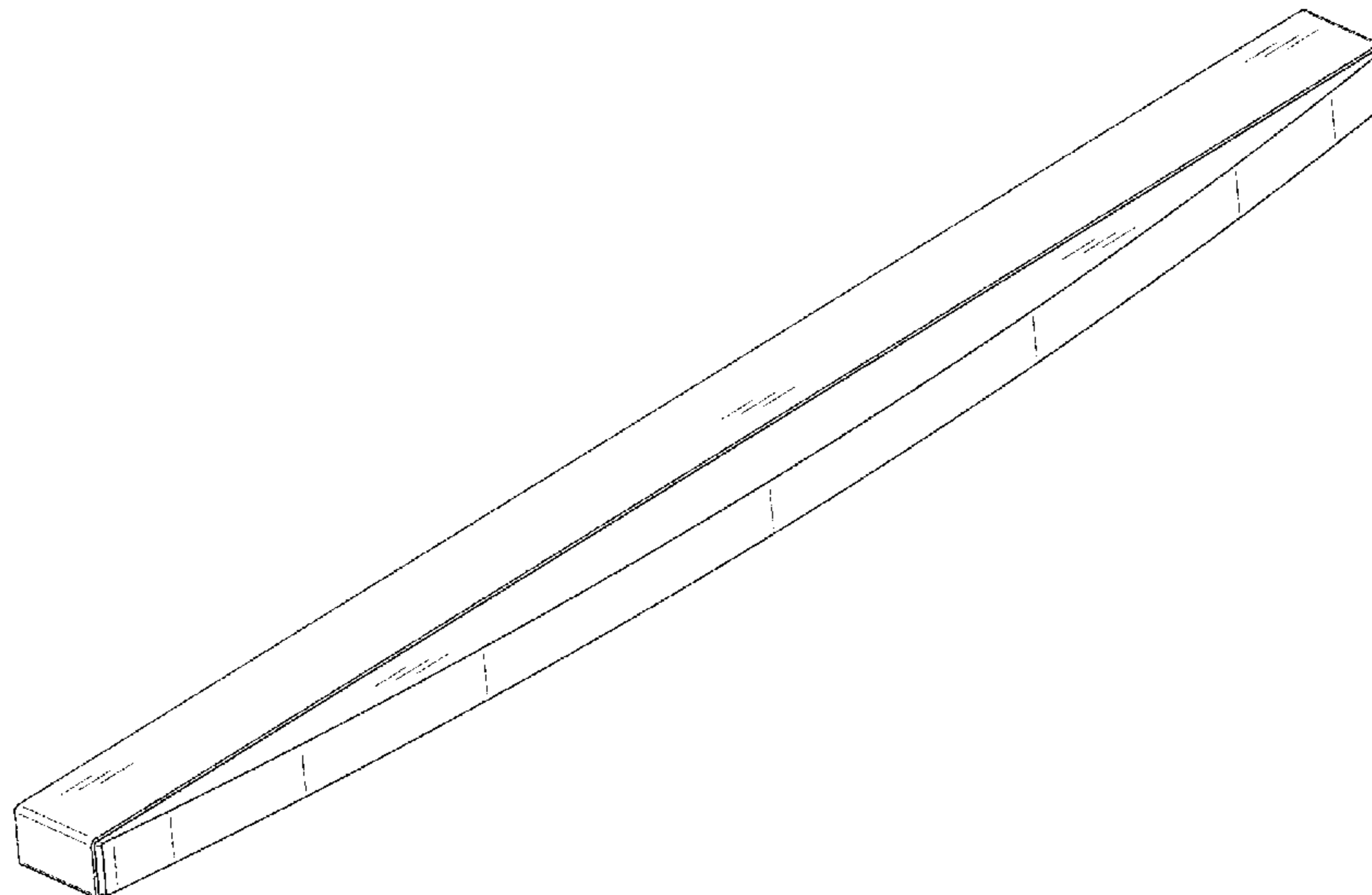
(57) **CLAIM**

The ornamental design for a speaker, as shown and described.

DESCRIPTION

FIG. 1 is a front perspective view of a speaker showing our new design;
 FIG. 2 is a front view thereof;
 FIG. 3 is a rear view thereof;
 FIG. 4 is a left-side view thereof;
 FIG. 5 is a right-side view thereof;
 FIG. 6 is a top view thereof; and,
 FIG. 7 is a bottom view thereof.

1 Claim, 4 Drawing Sheets



(56)

References Cited

U.S. PATENT DOCUMENTS

D715,768 S * 10/2014 Ryu D14/211
2012/0063618 A1 * 3/2012 Tanaka H04R 3/12
381/303

* cited by examiner

FIG. 1

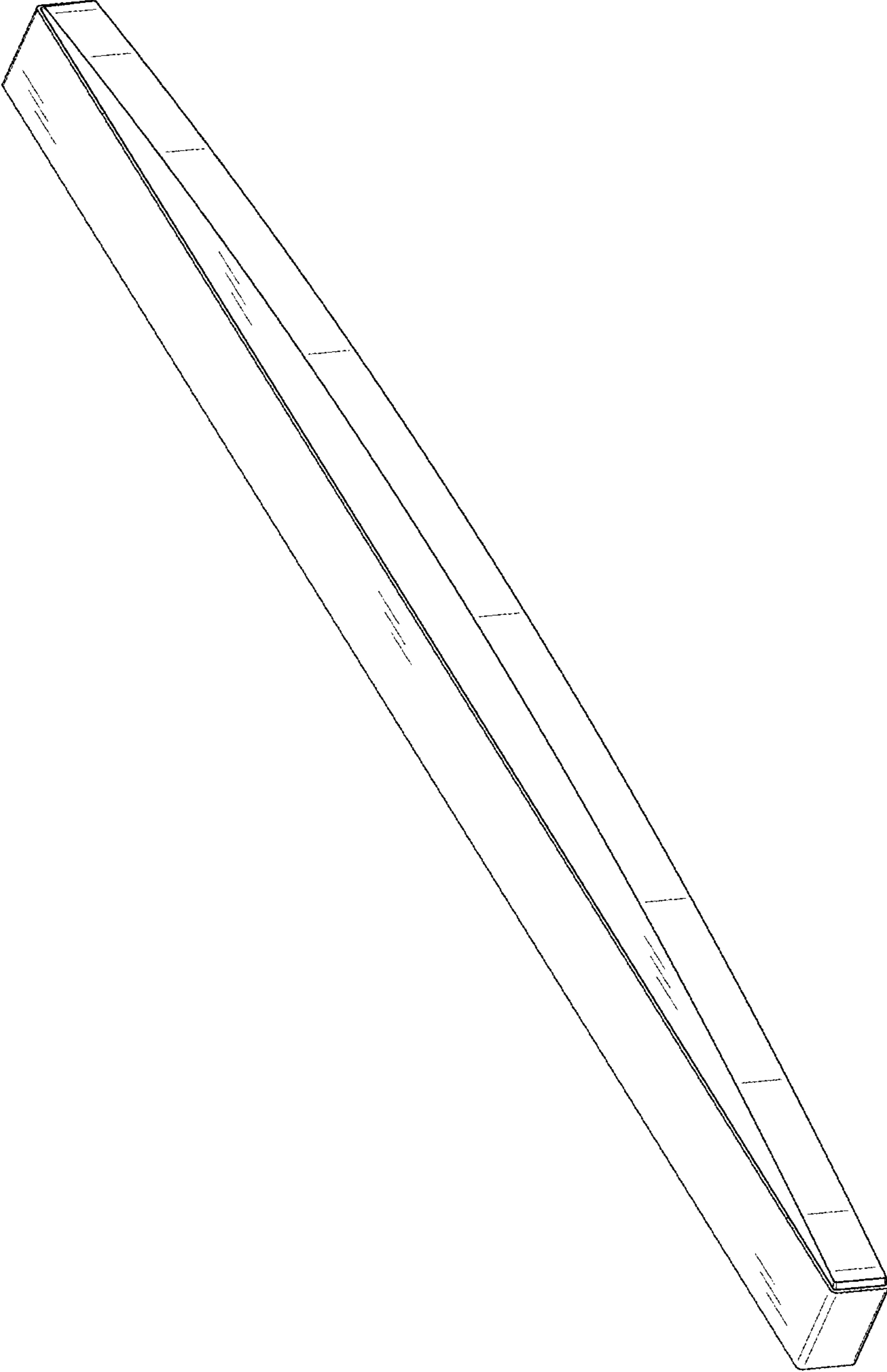


FIG. 2

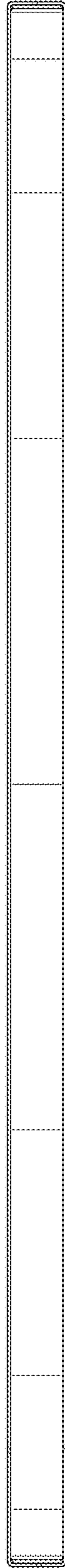


FIG. 3

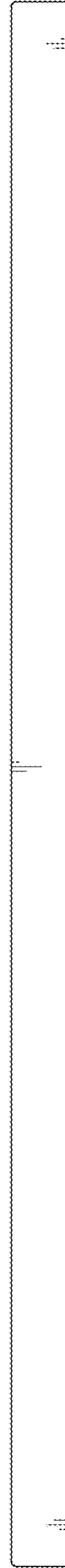


FIG. 4

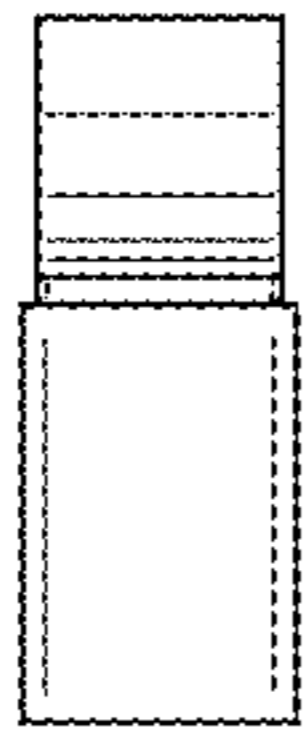


FIG. 5

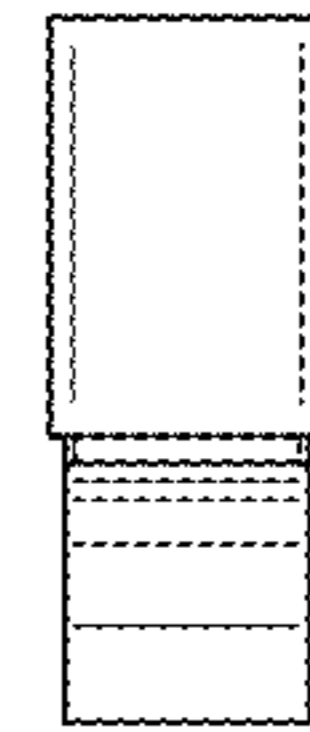


FIG. 6




FIG. 7

