



US00D786820S

(12) **United States Design Patent**
Michielan

(10) **Patent No.:** **US D786,820 S**

(45) **Date of Patent:** **** May 16, 2017**

(54) **ENTRYPHONE**

(71) Applicant: **BPT SPA**, Sesto Al Reghena (PN) (IT)

(72) Inventor: **Gianni Michielan**, Sesto Al Reghena (IT)

(73) Assignee: **BPT SPA**, Sesto Al Reghena (PN) (IT)

(**) Term: **15 Years**

(21) Appl. No.: **29/546,601**

(22) Filed: **Nov. 24, 2015**

Related U.S. Application Data

(62) Division of application No. 29/472,014, filed on Nov. 7, 2013, now Pat. No. Des. 752,540.

(30) **Foreign Application Priority Data**

May 7, 2013 (EM) 002233445-0001
May 7, 2013 (EM) 002233445-0002

(51) **LOC (10) Cl.** **14-03**

(52) **U.S. Cl.**
USPC **D14/142**

(58) **Field of Classification Search**
USPC D14/137, 140, 142, 149-151, 159, 240;
379/419, 440, 434-436, 454, 455;
455/566, 575.1
CPC H04M 11/00; H04M 11/0025
See application file for complete search history.

(56) **References Cited**

U.S. PATENT DOCUMENTS

D300,824 S * 4/1989 Okuda D14/151
D303,386 S * 9/1989 Iino D14/142
D332,450 S * 1/1993 Kolinen D14/142
D378,588 S * 3/1997 Tanaka D14/150

D384,066 S * 9/1997 Crafoord D14/151
D408,817 S * 4/1999 Ishibashi D14/149
D494,955 S * 8/2004 Guerrero D14/148
D495,313 S * 8/2004 Guerrero D14/148
D569,820 S * 5/2008 Rinaldi D14/130
D624,522 S * 9/2010 Takahata D14/159
D624,523 S * 9/2010 Takahata D14/159
D675,592 S * 2/2013 Fuxen D14/151
D686,184 S * 7/2013 Takahata D14/151
D694,733 S * 12/2013 Rodriguez D14/142
D752,011 S * 3/2016 Takahata D14/142
D752,012 S * 3/2016 Takahata D14/142
D752,540 S * 3/2016 Michielan D14/142

* cited by examiner

Primary Examiner — Susan Bennett Hattan

Assistant Examiner — Leanne Was-Englehart

(74) *Attorney, Agent, or Firm* — Merchant & Gould P.C.

(57) **CLAIM**

The ornamental design for an entryphone, as shown and described.

DESCRIPTION

FIG. 1 is a perspective view of an entryphone showing my new design;
FIG. 2 is a front view of the entryphone shown in FIG. 1;
FIG. 3 is a rear view of the entryphone shown in FIG. 1;
FIG. 4 is a left side view of the entryphone shown in FIG. 1;
FIG. 5 is a right side view of the entryphone shown in FIG. 1;
FIG. 6 is a top view of the entryphone shown in FIG. 1; and,
FIG. 7 is a bottom view of the entryphone shown in FIG. 1.
The dash-dash-dash broken lines depict portions of the entryphone that form no part of the claimed design.
The dot-dash-dot broken lines depict boundary portions of the entryphone that form no part of the claimed design.

1 Claim, 5 Drawing Sheets

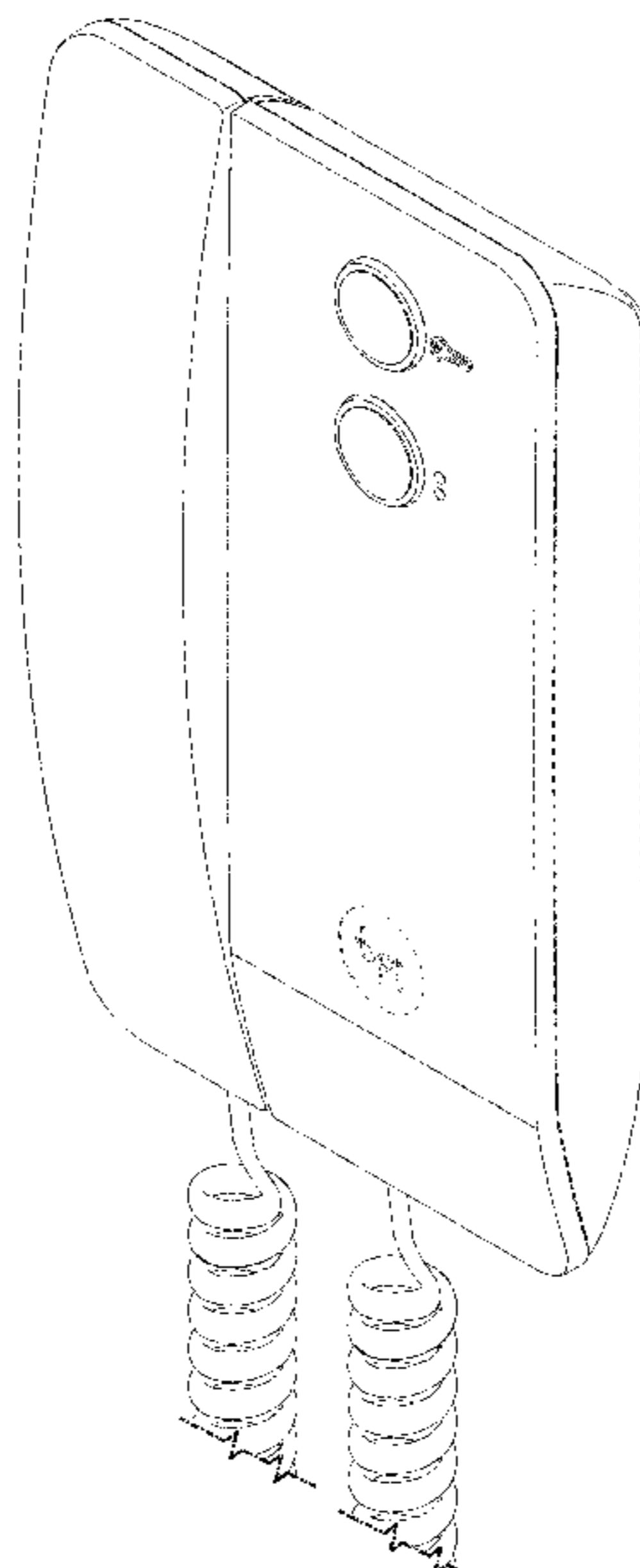


FIG. 1

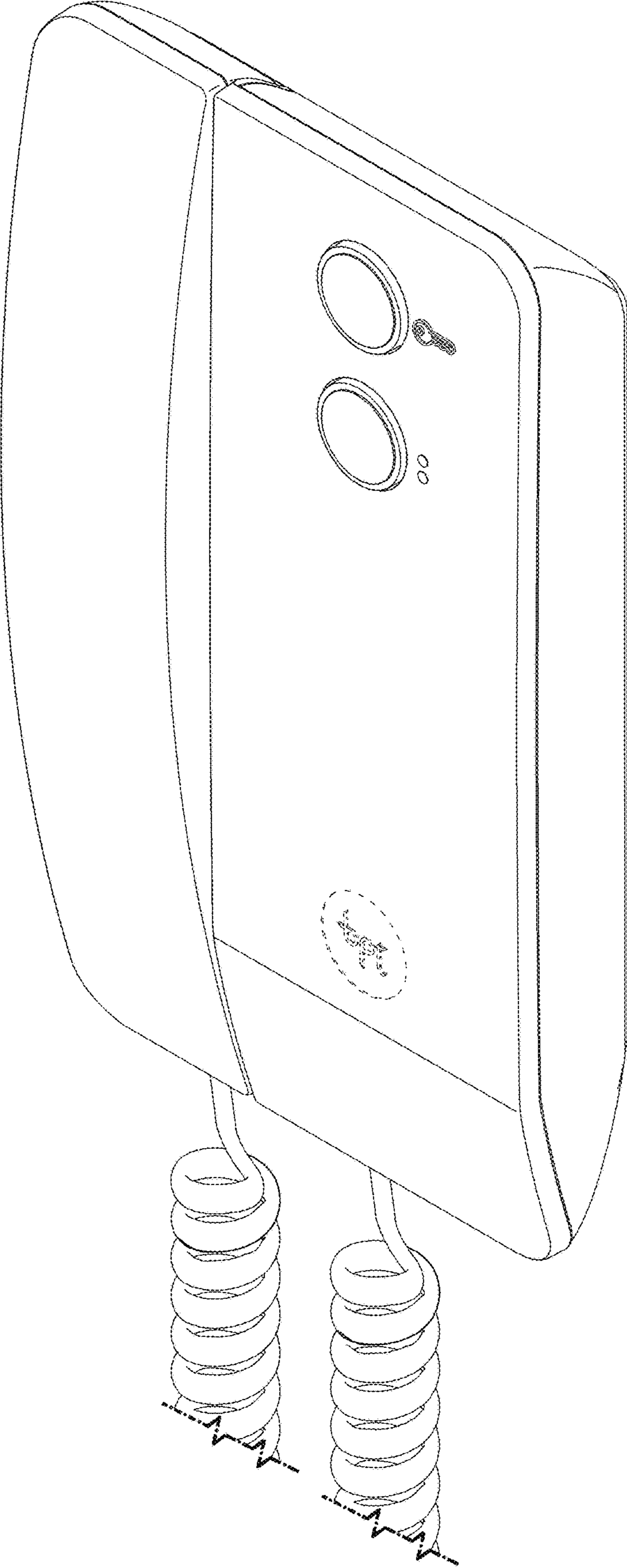


FIG. 2

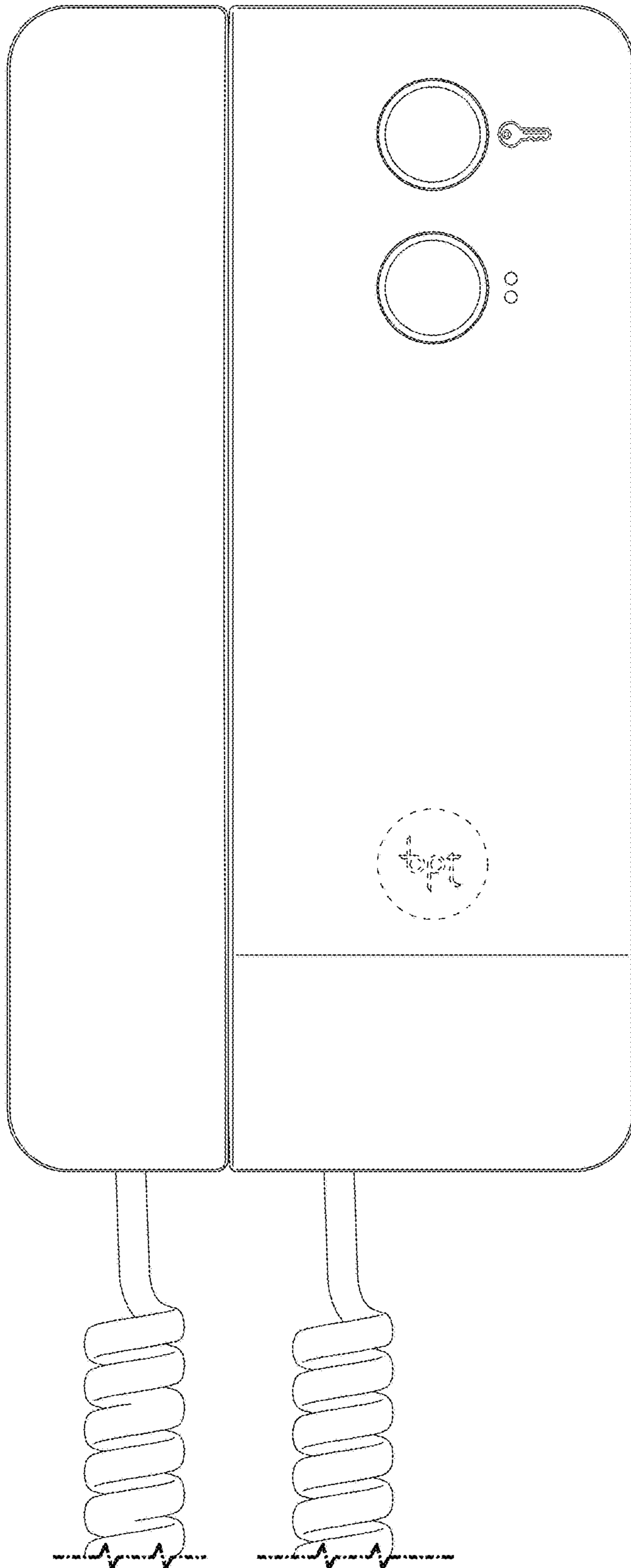


FIG. 3

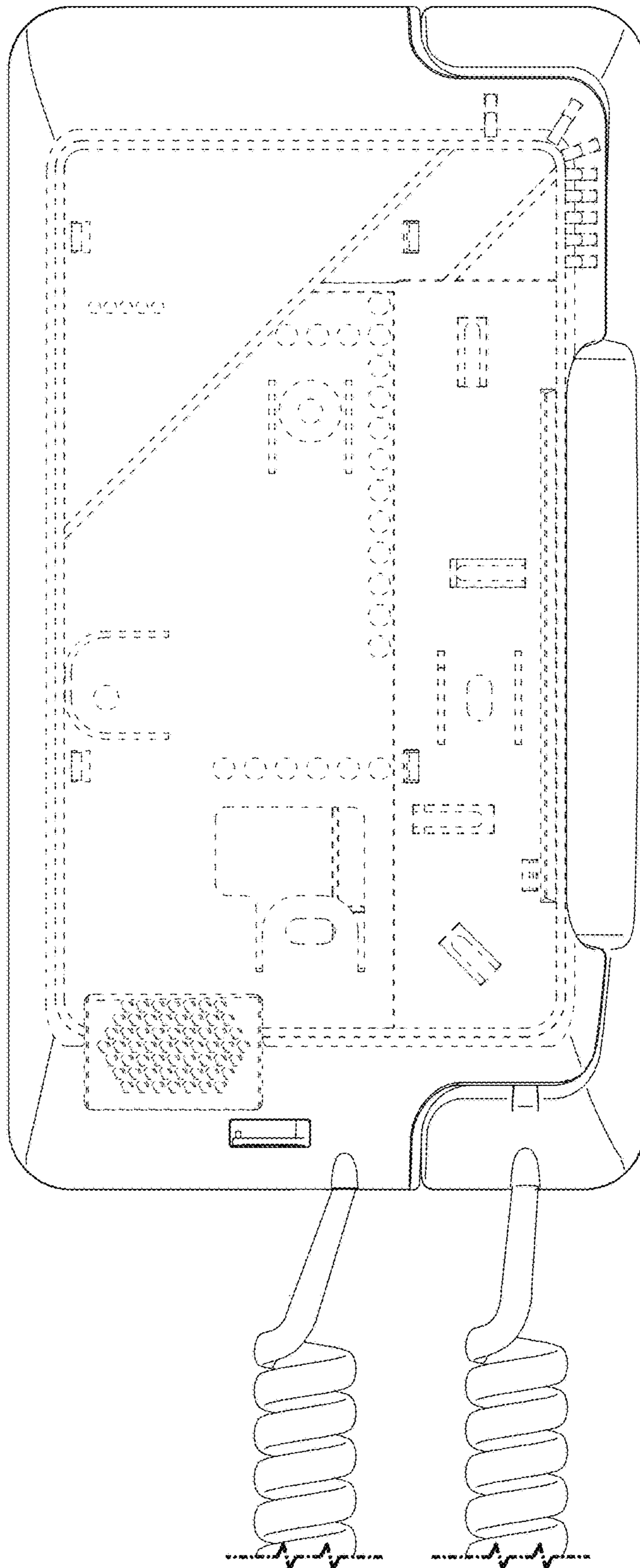


FIG. 4

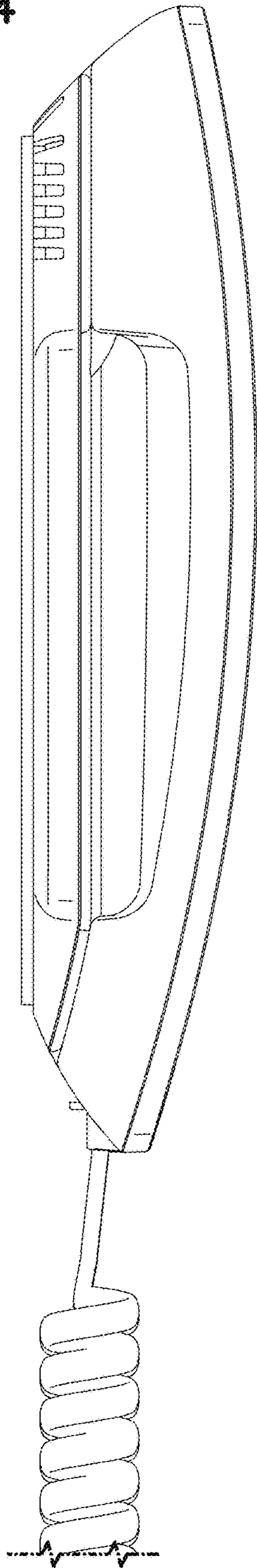


FIG. 5

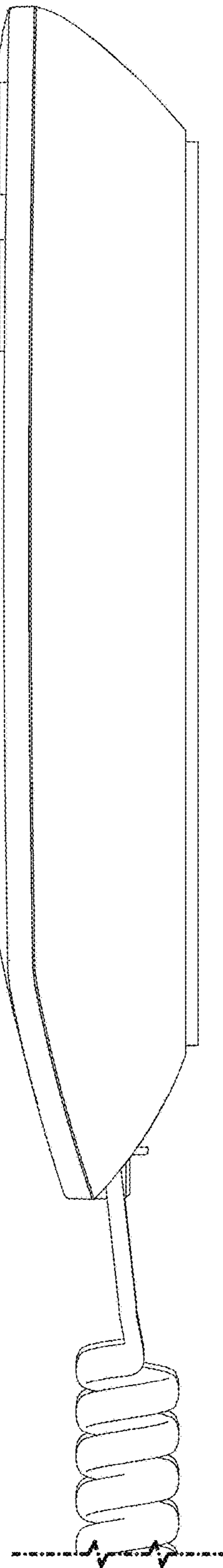


FIG. 6

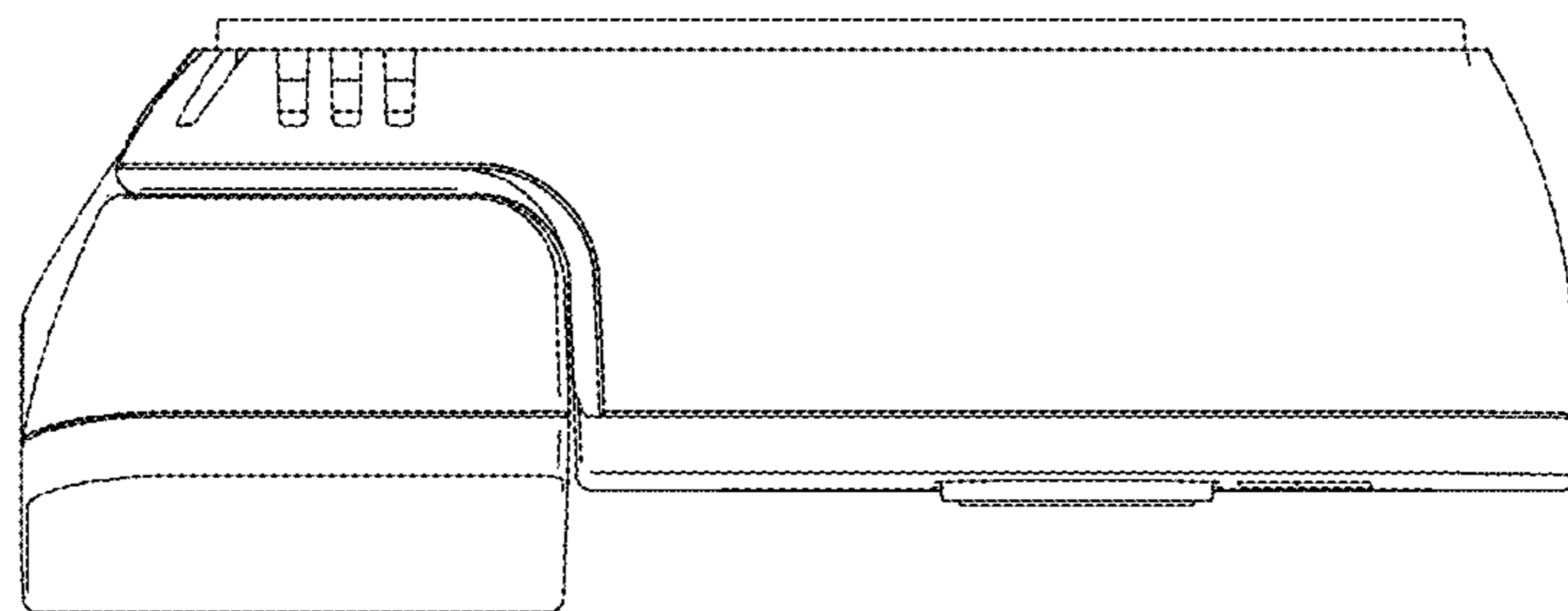


FIG. 7

