



US00D786814S

(12) **United States Design Patent** (10) **Patent No.:** **US D786,814 S**  
**Lee et al.** (45) **Date of Patent:** **\*\* May 16, 2017**

(54) **TELEVISION**

(71) Applicant: **Samsung Electronics Co., Ltd.**,  
Suwon-si (KR)

(72) Inventors: **Hyungsun Lee**, Yongin-si (KR);  
**Donggyun Ye**, Seoul (KR); **Woojong Huh**,  
Yongin-si (KR); **Jeosung Kim**, Hwaseong-si (KR);  
**Sangyoung Lee**, Anyang-si (KR); **Joonyoung Lee**, Seoul (KR);  
**Heeseok Jeong**, Suwon-si (KR); **Kyuhyun Cho**,  
Suwon-si (KR); **Shiyun Cho**, Anyang-si (KR);  
**Younho Choi**, Seoul (KR)

(73) Assignee: **Samsung Electronics Co., Ltd.**,  
Suwon-si (KR)

(\*\*) Term: **15 Years**

(21) Appl. No.: **29/564,188**

(22) Filed: **May 11, 2016**

(30) **Foreign Application Priority Data**

Nov. 18, 2015 (KR) ..... 30-2015-0058000

(51) **LOC (10) Cl.** ..... **14-03**

(52) **U.S. Cl.**  
USPC ..... **D14/126**

(58) **Field of Classification Search**  
USPC ..... D14/125-134, 239, 371, 136, 374-377,  
D14/440, 450, 448, 336, 342, 159;  
312/7.2; 348/836, 838, 180, 184, 325,  
348/739; 248/917-924, 465; 345/104,  
345/133, 156, 168, 87, 173; D21/329,  
D21/515, 577, 622, 333, 433, 448, 452,  
D21/450, 331, 505; D10/15, 26;  
446/484, 175, 356; D6/477, 479, 300;  
D20/10, 19, 39; D16/203, 241; 160/24  
CPC .... G06F 1/1601; G06F 1/1643; G06F 1/1652;  
G06F 1/1647; G06F 3/0412; H05K  
5/0004; H05K 5/0017; H05K 5/02; H05K  
5/0217; H04N 13/0459

See application file for complete search history.

(56) **References Cited**

U.S. PATENT DOCUMENTS

D503,045 S \* 3/2005 Hahn ..... D6/300  
D524,764 S \* 7/2006 Inaba ..... D14/126  
7,463,238 B2 \* 12/2008 Funkhouser ..... G06F 1/1601  
345/107  
D607,034 S \* 12/2009 Adams ..... D16/241  
D614,225 S \* 4/2010 Adams ..... D16/241  
D709,468 S \* 7/2014 Seo ..... D14/126  
D713,808 S \* 9/2014 Ryu ..... D14/126  
D719,539 S \* 12/2014 Ryu ..... D14/126  
9,189,028 B2 \* 11/2015 Nakhimov ..... G06F 1/1652

(Continued)

*Primary Examiner* — Raphael Barkai

(74) *Attorney, Agent, or Firm* — NSIP Law

(57) **CLAIM**

We claim the ornamental design for a television, as shown and described.

**DESCRIPTION**

FIG. 1 is a front perspective view of a television showing our new design;

FIG. 2 is a front view thereof;

FIG. 3 is a rear view thereof;

FIG. 4 is a left-side view thereof;

FIG. 5 is a right-side view thereof;

FIG. 6 is a top view thereof;

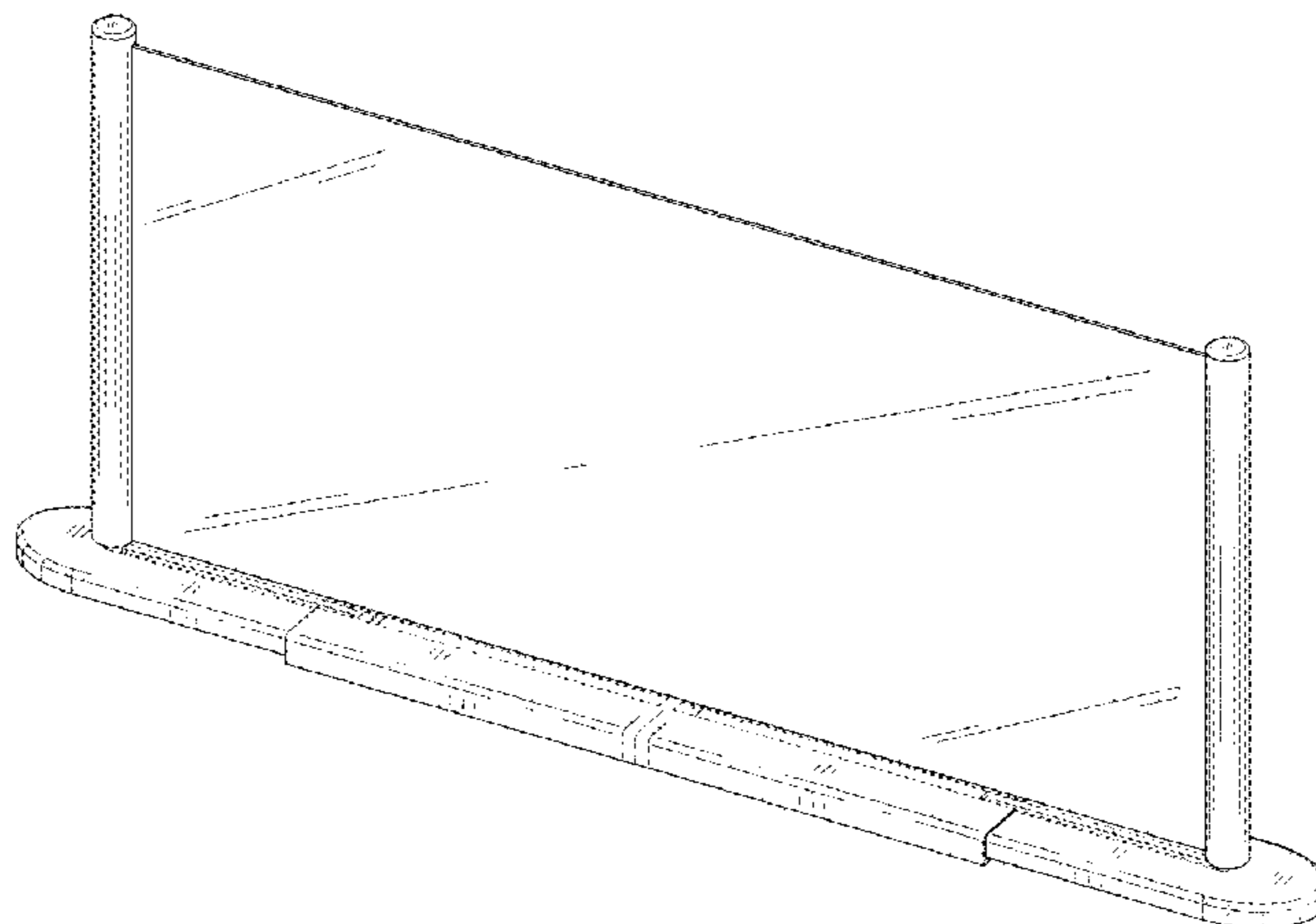
FIG. 7 is a bottom view thereof; and,

FIG. 8 is an enlarged view of the encircled portion in FIG. 4.

The broken lines in the figures show portions of the television which form no part of the claimed design.

The dot-dash broken lines encircling enlargement portions of the design form no part of the claimed design.

**1 Claim, 7 Drawing Sheets**



(56)

**References Cited**

U.S. PATENT DOCUMENTS

D744,998	S *	12/2015	Ahn .....	D14/341
D751,520	S *	3/2016	Seo .....	D14/126
D754,087	S *	4/2016	Ryu .....	D14/126
D755,141	S *	5/2016	Park .....	D14/126
D758,330	S *	6/2016	Lee .....	D14/126
D766,857	S *	9/2016	Won .....	D14/126
D766,858	S *	9/2016	Lee .....	D14/126
D772,827	S *	11/2016	Lee .....	D14/126
D773,419	S *	12/2016	Han .....	D14/126
D773,420	S *	12/2016	Kim .....	D14/126
2006/0279840	A1 *	12/2006	Yamauchi .....	G03B 21/56 359/461
2007/0121209	A1 *	5/2007	Liang .....	G03B 21/58 359/461
2008/0212271	A1 *	9/2008	Misawa .....	G02F 1/133305 361/679.01
2014/0213324	A1 *	7/2014	Tan .....	H04M 1/0268 455/566
2015/0029229	A1 *	1/2015	Voutsas .....	G06F 1/1652 345/661
2015/0047796	A1 *	2/2015	Peng .....	E06B 9/42 160/323.1
2015/0153777	A1 *	6/2015	Liu .....	G06F 1/1652 345/173

\* cited by examiner

FIG. 1

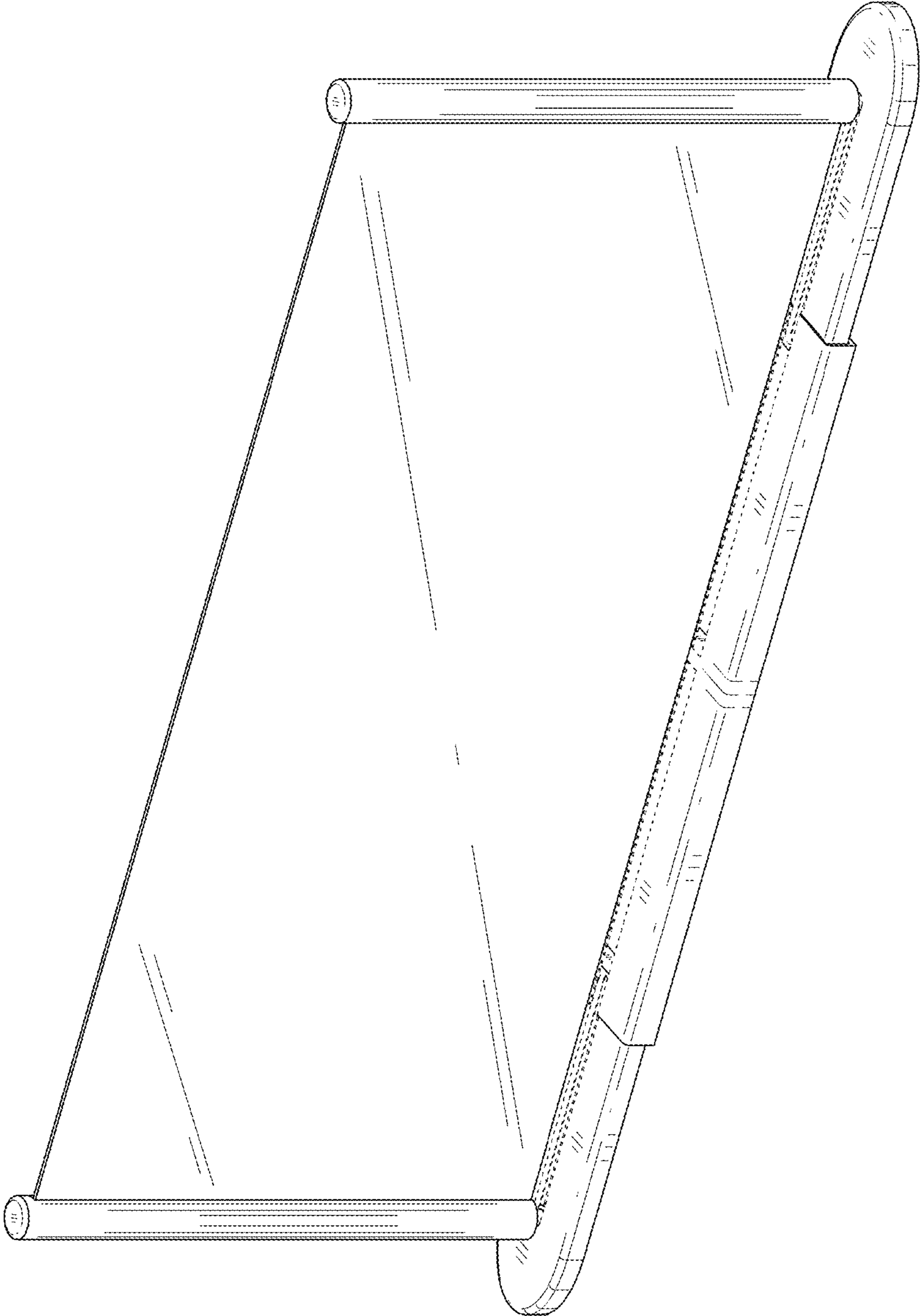


FIG. 2

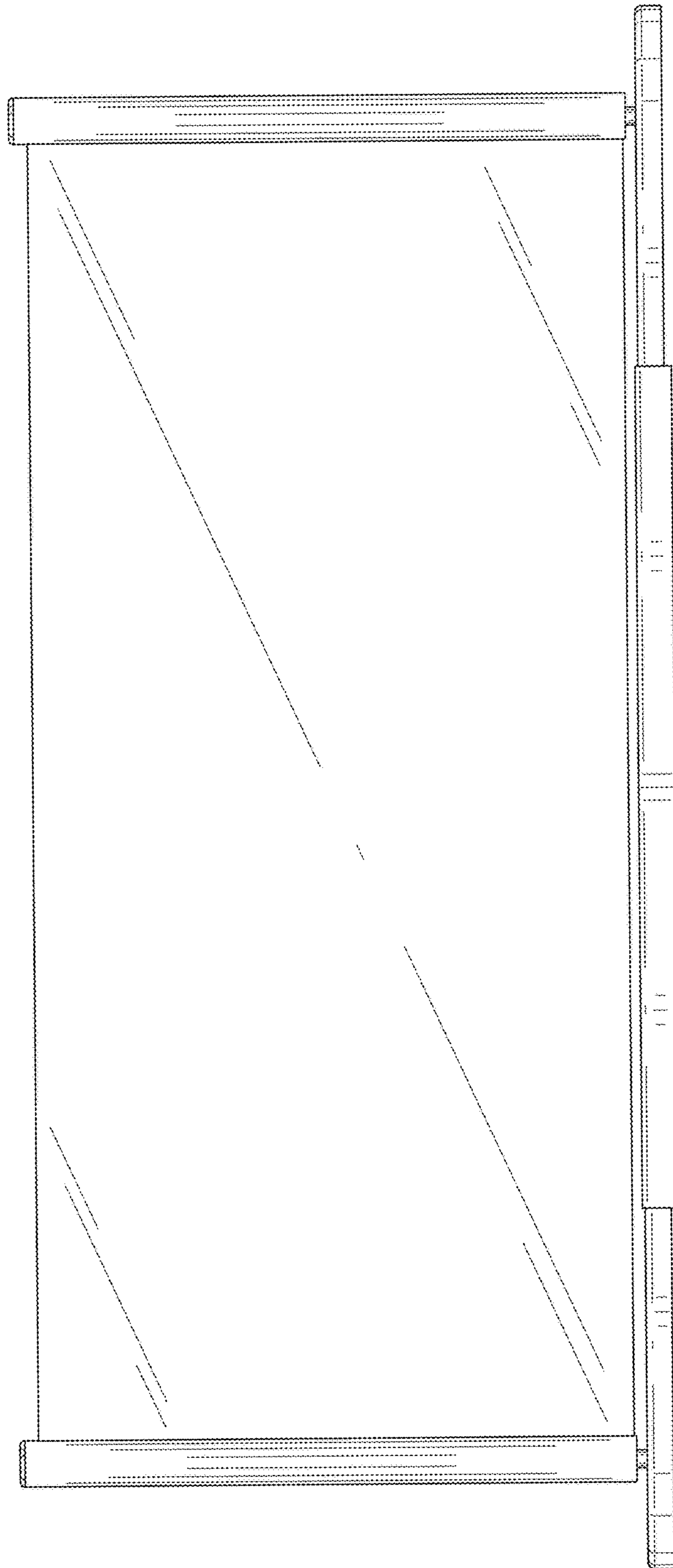


FIG. 3






FIG. 4

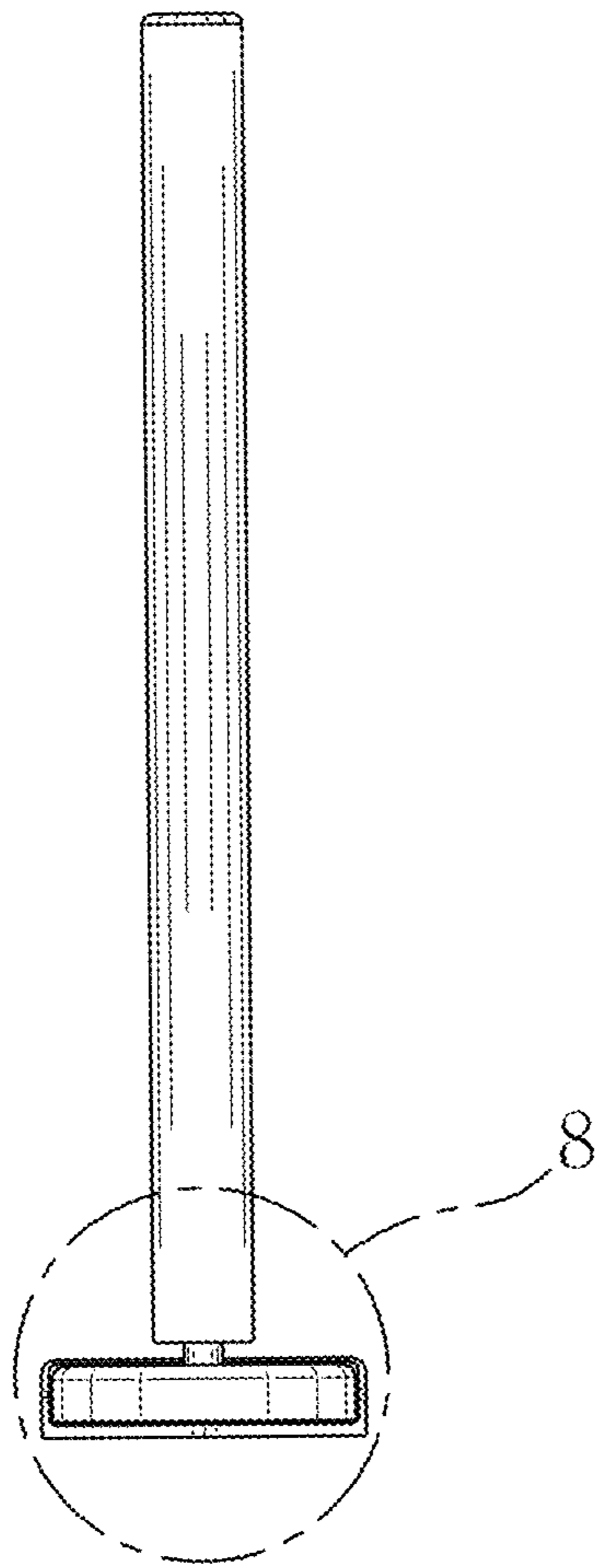


FIG. 5

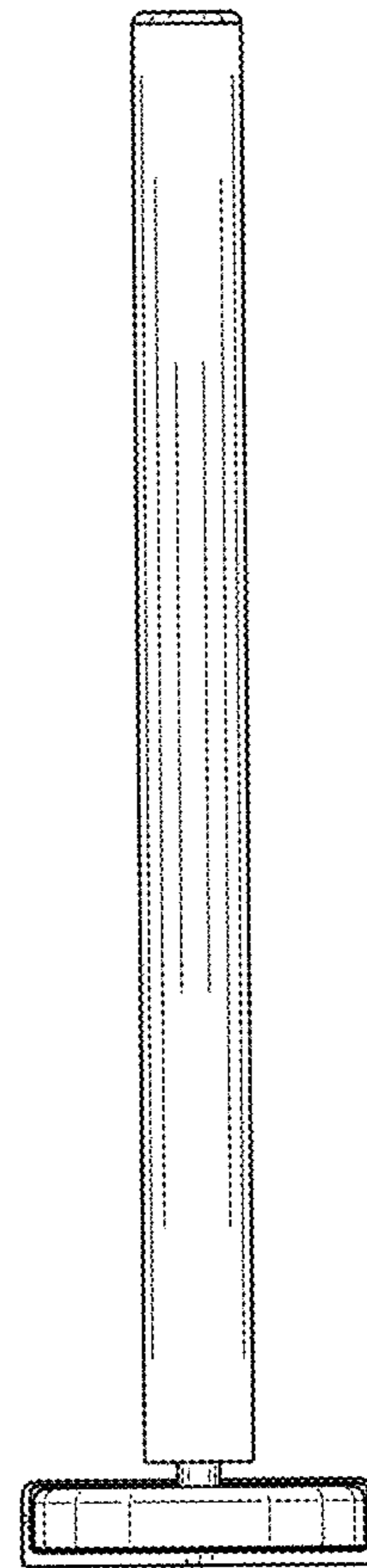


FIG. 6

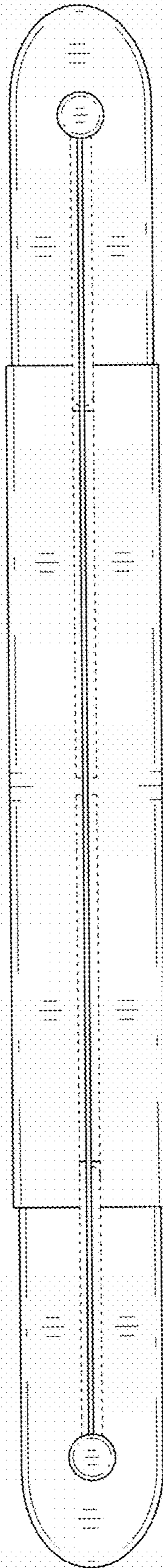


FIG. 7

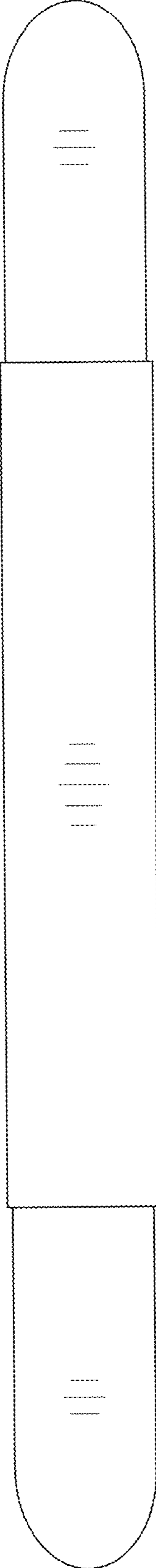




FIG. 8

