



US00D786784S

(12) **United States Design Patent**  
**Mathis**

(10) **Patent No.:** **US D786,784 S**

(45) **Date of Patent:** **\*\* May 16, 2017**

- (54) **TIRE**
- (71) Applicant: **Atturo Tire Corp.**, Lake Villa, IL (US)
- (72) Inventor: **Michael Mathis**, Lake Villa, IL (US)
- (73) Assignee: **Atturo Tire Corp.**, Lake Villa, IL (US)
- (\*\*) Term: **15 Years**

D531,110 S *	10/2006	Miyazaki .....	D12/579
D594,401 S *	6/2009	Guidry .....	D12/579
D638,354 S *	5/2011	Strader .....	D12/605
D653,200 S *	1/2012	Kuwano .....	D12/605
D729,151 S *	5/2015	Kim .....	D12/579
D733,039 S *	6/2015	Sareen .....	D12/579
D763,786 S *	8/2016	Mathis .....	D12/605
D773,381 S *	12/2016	Chen .....	D12/544

\* cited by examiner

(21) Appl. No.: **29/544,104**

*Primary Examiner* — Robert M Spear

(22) Filed: **Oct. 30, 2015**

(74) *Attorney, Agent, or Firm* — Akerman LLP

(51) **LOC (10) Cl.** ..... **12-15**

(52) **U.S. Cl.**  
USPC ..... **D12/579**

(58) **Field of Classification Search**  
USPC ..... D12/579, 592, 544, 605  
CPC . B60C 11/03; B60C 11/0306; B60C 11/0311;  
B60C 13/00  
See application file for complete search history.

(57) **CLAIM**

The ornamental design for a tire, as shown and described.

(56) **References Cited**

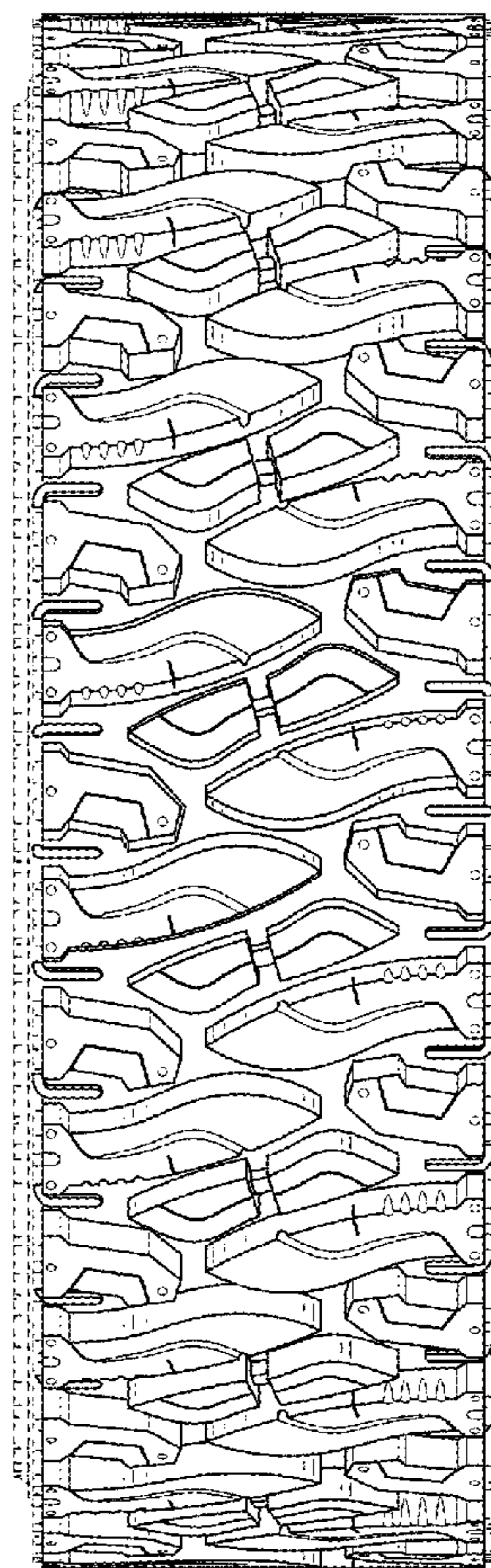
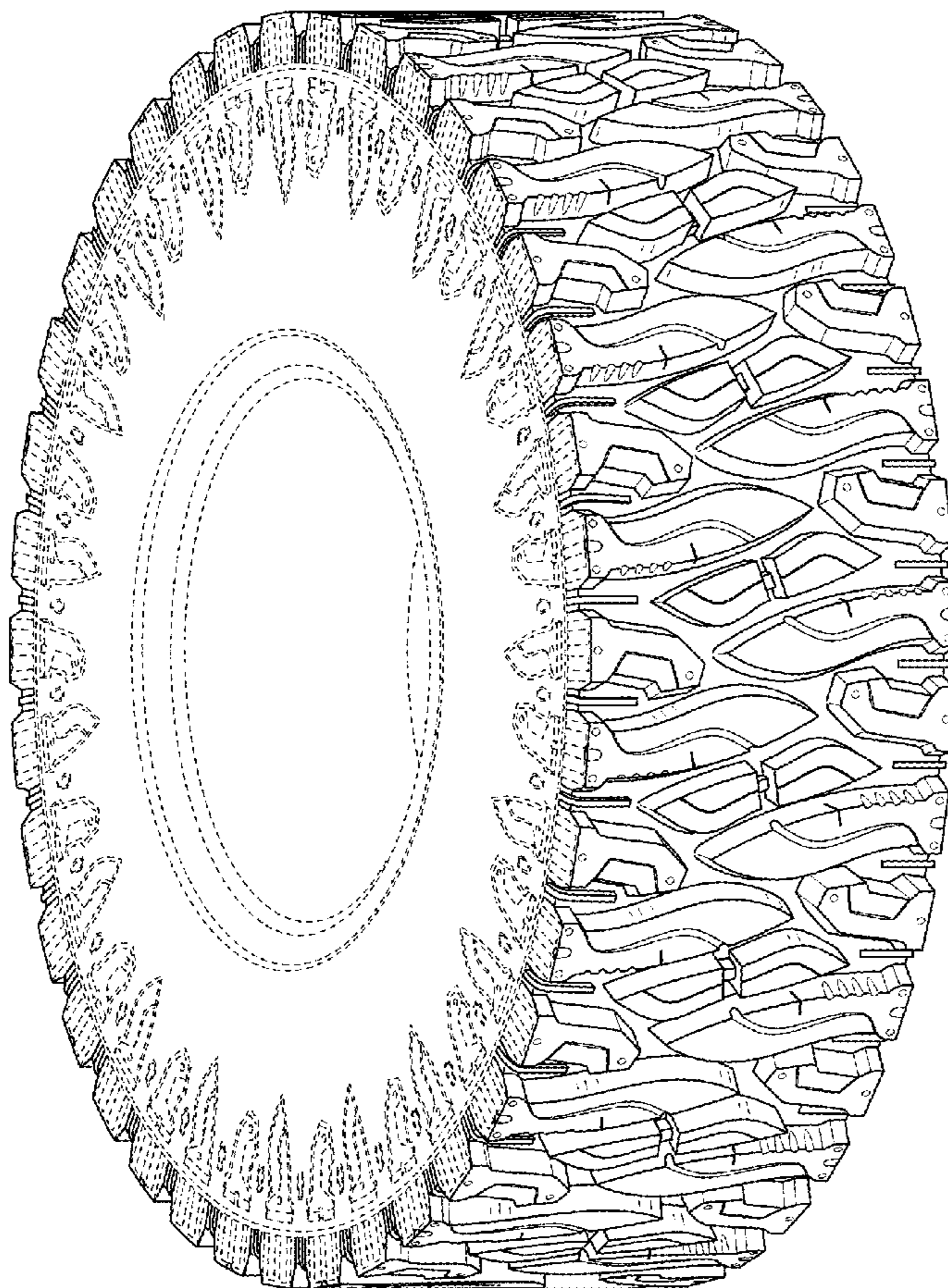
**U.S. PATENT DOCUMENTS**

D412,472 S *	8/1999	Brown .....	D12/579
D459,289 S *	6/2002	Lo .....	D12/544

**DESCRIPTION**

FIG. 1 is a perspective view of the tire, showing my new, original and ornamental design;  
FIG. 2 is a side view thereof; and,  
FIG. 3 is a front view thereof.  
The broken lines in the figures illustrate portions of the tire that form no part of the claimed design.

**1 Claim, 3 Drawing Sheets**





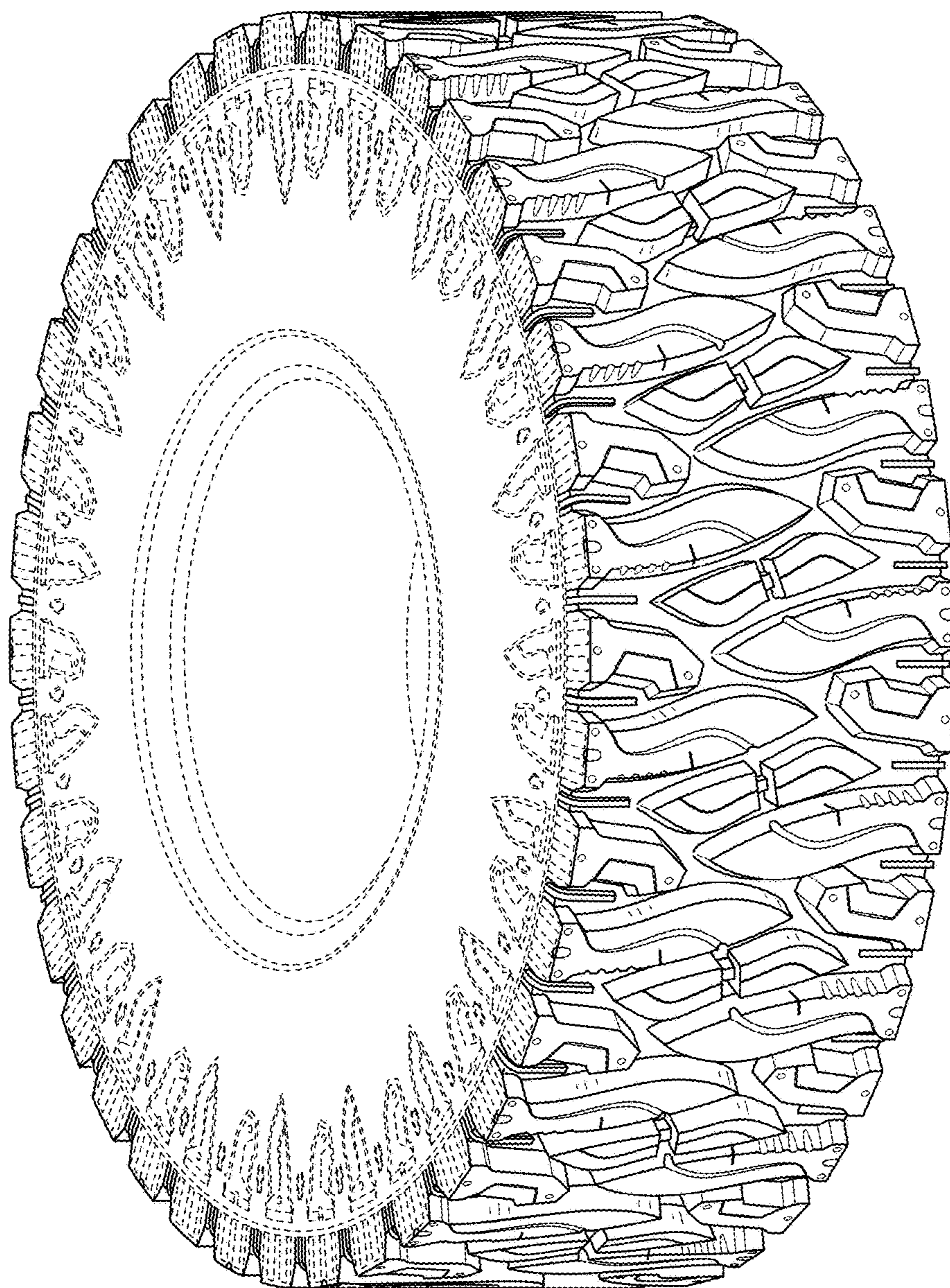


FIG. 1

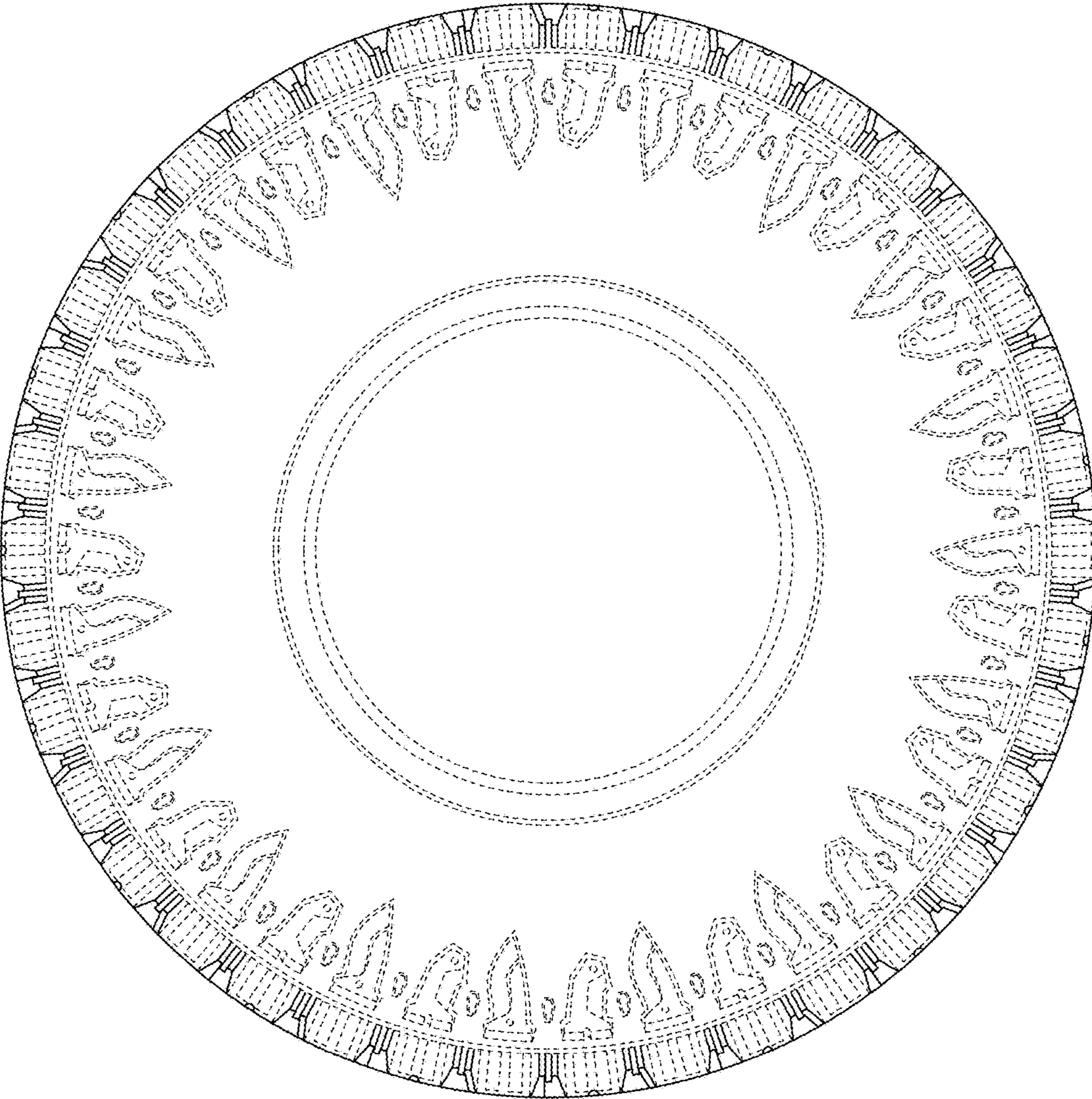


FIG. 2






FIG. 3