



US00D786783S

(12) **United States Design Patent**  
**Marlier et al.**

(10) **Patent No.:** **US D786,783 S**

(45) **Date of Patent:** **\*\* May 16, 2017**

(54) **TIRE TREAD**

(71) Applicants: **COMPAGNIE GENERALE DES  
ETABLISSEMENTS MICHELIN,**  
Clermont-Ferrand (FR); **Michelin  
Recherche et Technique S.A.,**  
Granges-Paccot (CH)

(72) Inventors: **Fabien Marlier,** Clermont-Ferrand  
(FR); **Damien Bardin,**  
Clermont-Ferrand (FR)

(73) Assignees: **COMPAGNIE GENERALE DES  
ETABLISSEMENTS MICHELIN**  
(FR); **MICHELIN RECHERCHE ET  
TECHNIQUE S.A.** (CH)

(\*\*) Term: **15 Years**

(21) Appl. No.: **29/562,612**

(22) Filed: **Apr. 27, 2016**

(30) **Foreign Application Priority Data**

Oct. 27, 2015 (FR) ..... 2015-5234

(51) **LOC (10) Cl.** ..... **12-15**

(52) **U.S. Cl.**  
USPC ..... **D12/574**

(58) **Field of Classification Search**  
USPC ..... D12/568-604, 900  
CPC ..... B60C 1/0016; B60C 11/0306; B60C  
11/0302; B60C 3/06; B60C 9/17  
See application file for complete search history.

(56) **References Cited**

**U.S. PATENT DOCUMENTS**

D388,040 S \* 12/1997 de Barsy ..... D12/574  
D475,008 S \* 5/2003 Gillard ..... D12/594

D538,738 S \* 3/2007 Miller ..... D12/574  
D615,026 S \* 5/2010 Nakano ..... D12/582  
D647,468 S 10/2011 Weaver et al.  
D669,844 S \* 10/2012 Ono ..... D12/600  
D675,981 S 2/2013 Kuwahara  
D686,145 S 7/2013 Godin et al.  
D722,950 S 2/2015 Compte et al.  
D735,120 S \* 7/2015 Oberlin ..... D12/594  
D735,646 S 8/2015 Hair, Jr. et al.  
D739,343 S 9/2015 Gommez

\* cited by examiner

*Primary Examiner* — Robert M Spear

*Assistant Examiner* — John Voytek

(74) *Attorney, Agent, or Firm* — Dickinson Wright PLLC

(57) **CLAIM**

The ornamental design for a tire tread, as shown and described.

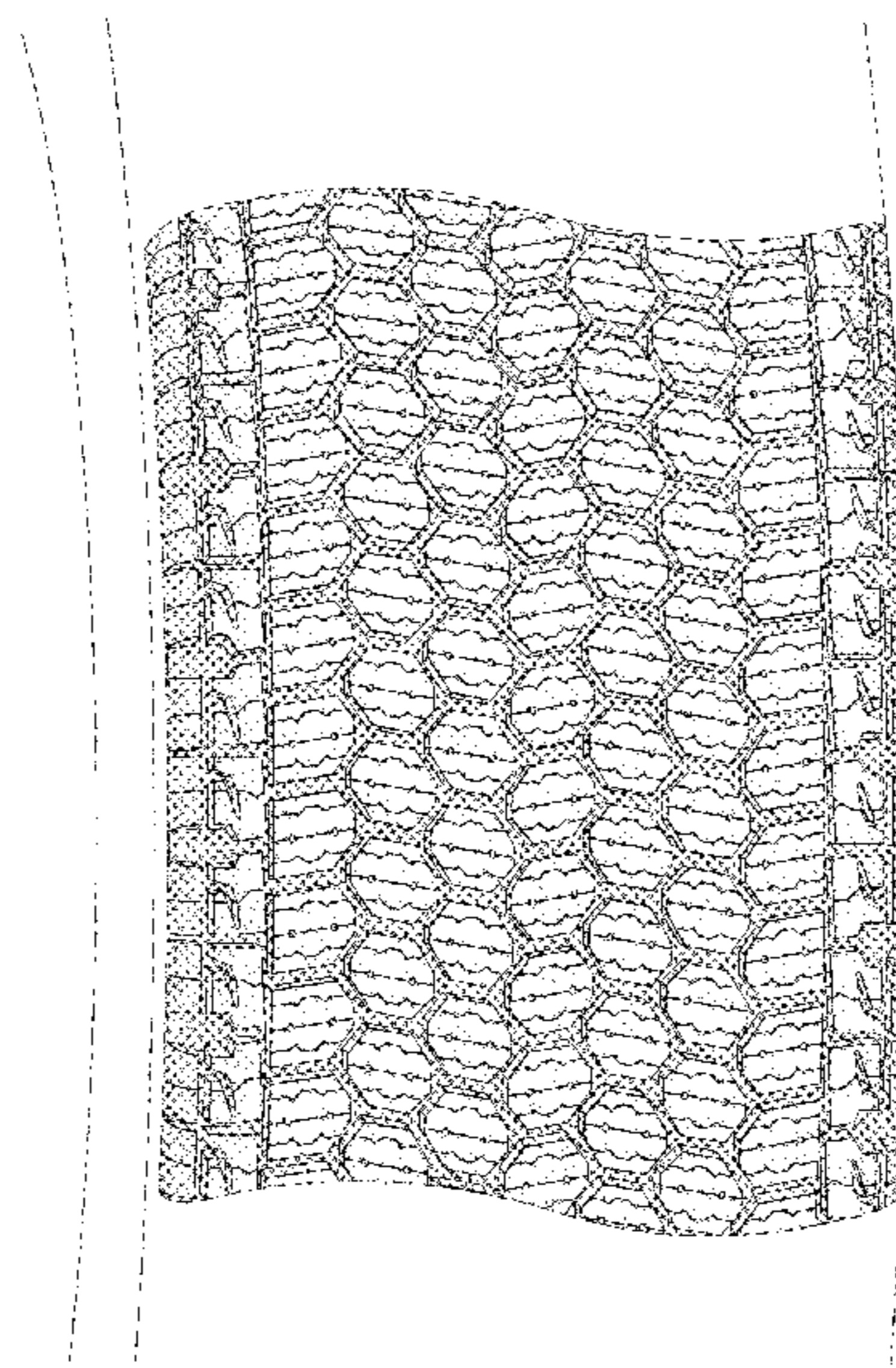
**DESCRIPTION**

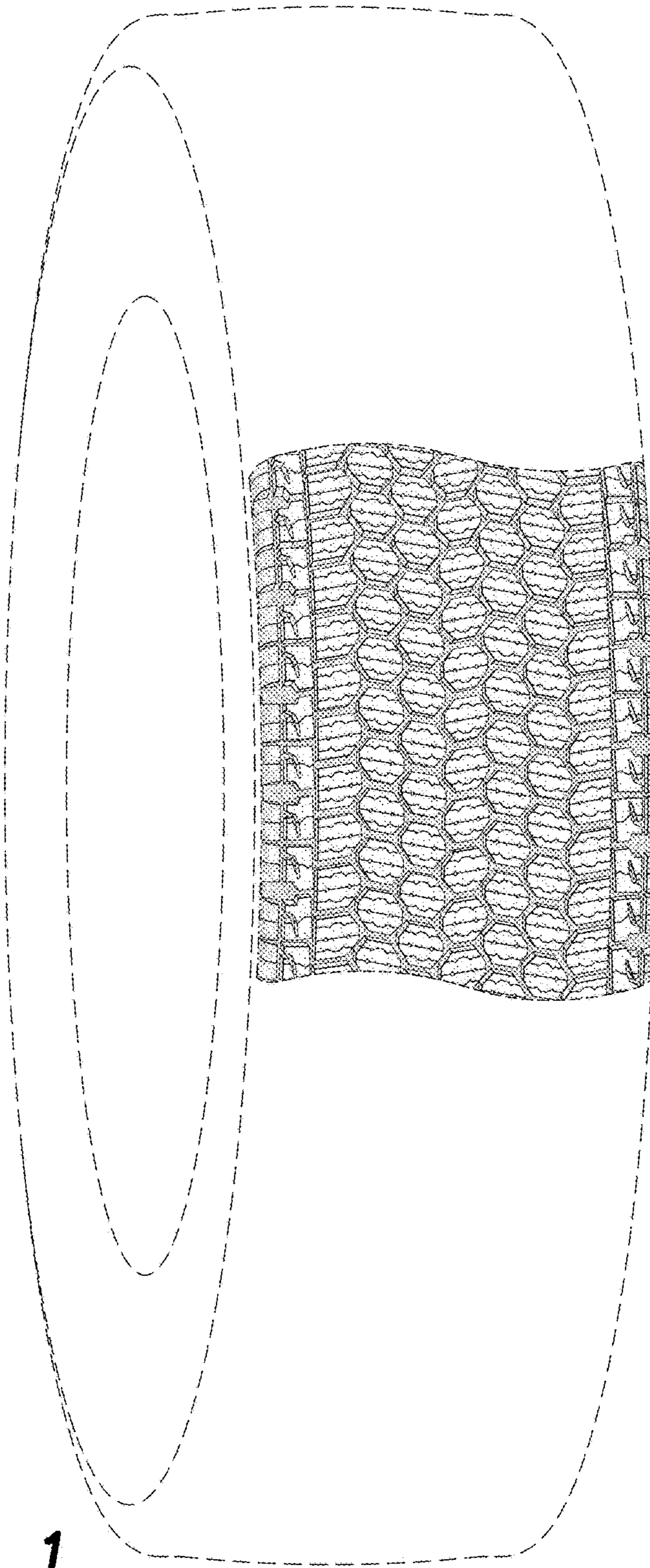
FIG. 1 is a perspective view of the tire tread of our design; FIG. 2 is a front elevation view of the tire tread of our design;

FIG. 3 is a side elevation view of the tire tread of our design; FIG. 4 is a side elevation view of the tire tread of our design, taken from the opposite side of that shown in FIG. 3; and, FIG. 5 is an enlarged, partial view of FIG. 1.

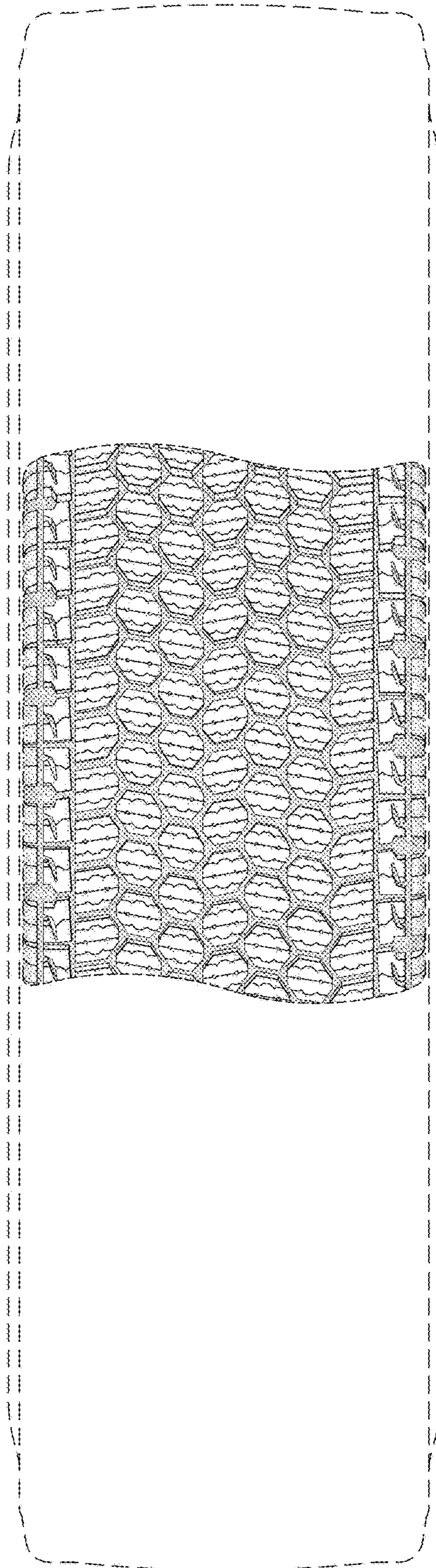
In the drawings, the broken lines defining the sidewall and inner bead depict environmental subject matter that forms no part of the claimed design. The dash-dot-dot-dash line defines the peripheral boundary between the claimed tire tread and the unclaimed sidewall. The tread pattern repeats uniformly throughout the circumference of the tire.

**1 Claim, 5 Drawing Sheets**

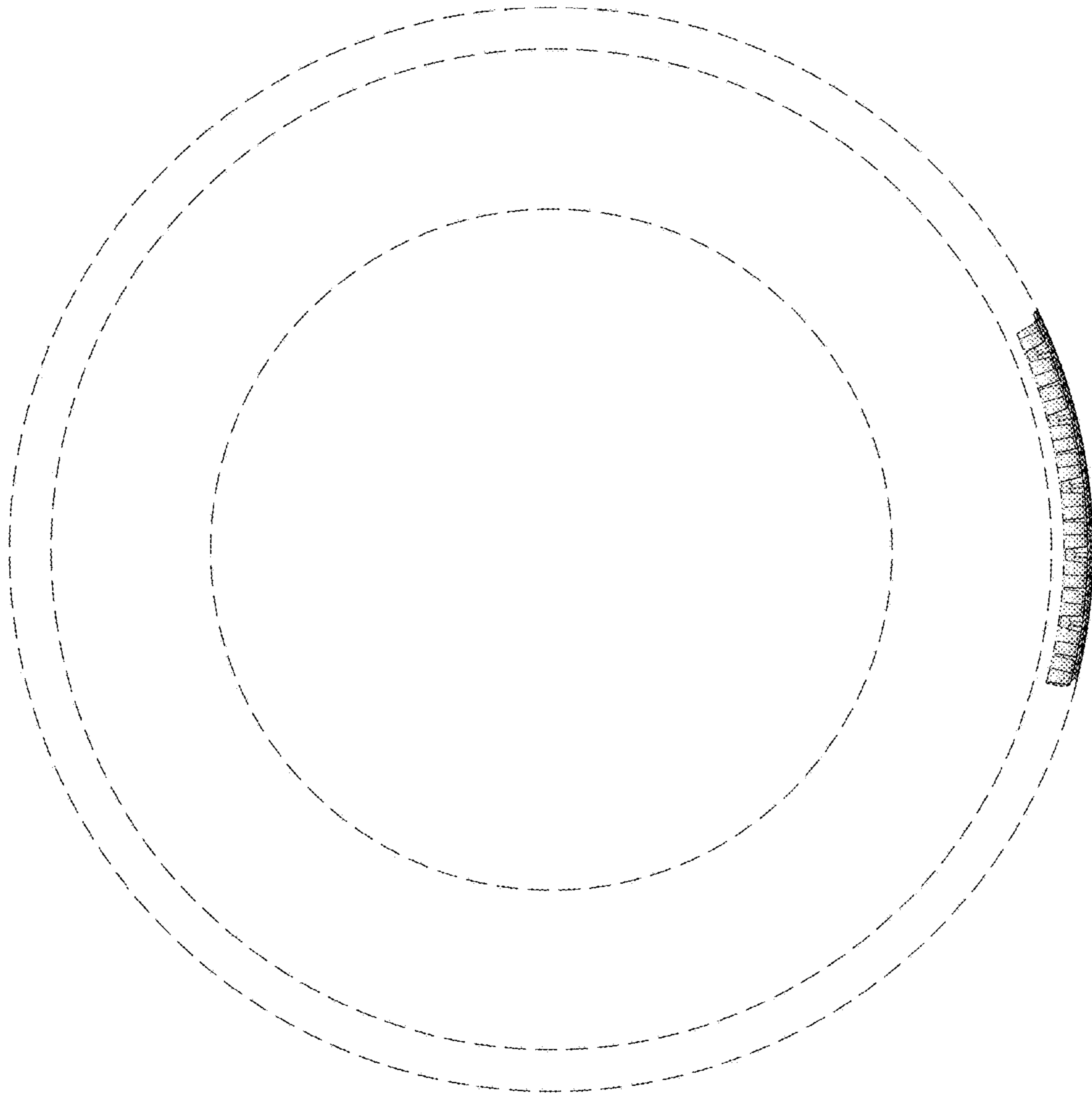




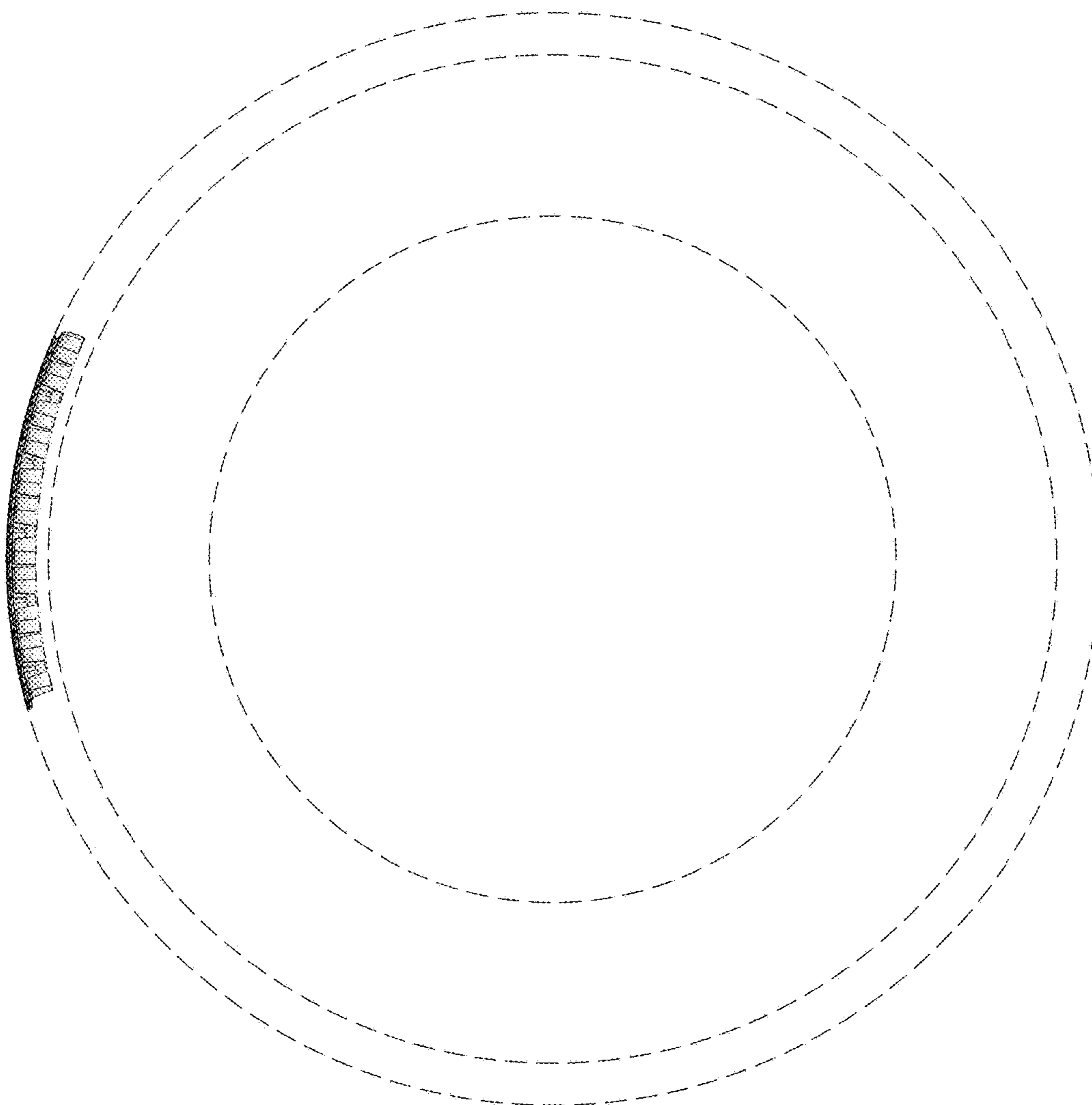
**FIG. 1**



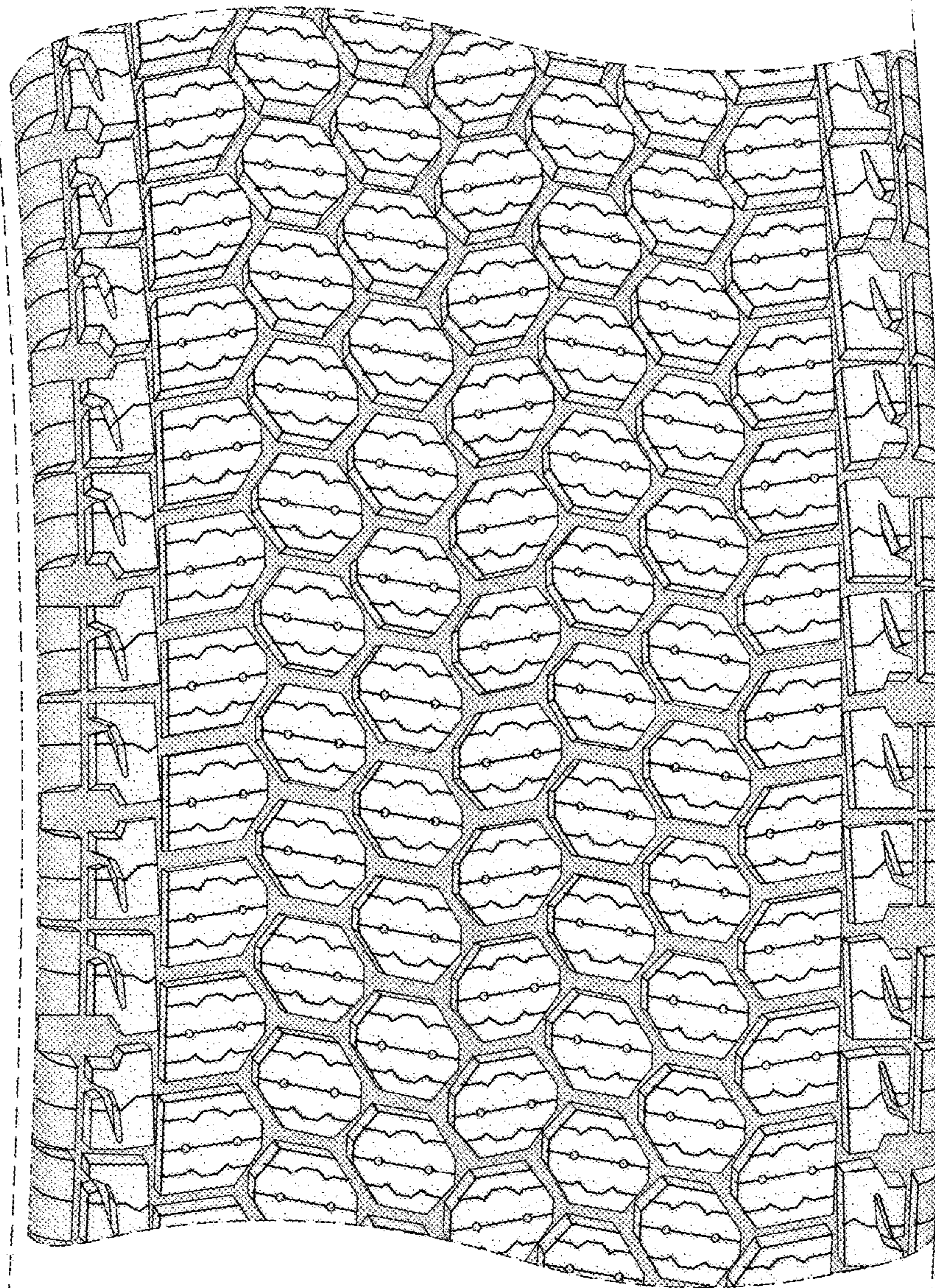
**FIG. 2**



**FIG. 3**



**FIG. 4**



**FIG. 5**