



US00D786781S

(12) **United States Design Patent**
Takei

(10) **Patent No.:** **US D786,781 S**

(45) **Date of Patent:** **** May 16, 2017**

(54) **TREAD OF AN AUTOMOBILE TIRE**

(71) Applicant: **BRIDGESTONE CORPORATION,**
Tokyo (JP)

(72) Inventor: **Ataka Takei,** Tokyo (JP)

(73) Assignee: **BRIDGESTONE CORPORATION,**
Chuo-ku, Tokyo (JP)

(**) Term: **14 Years**

(21) Appl. No.: **29/522,887**

(22) Filed: **Apr. 3, 2015**

(30) **Foreign Application Priority Data**

Oct. 6, 2014 (JP) 2014-022322

(51) **LOC (10) Cl.** **12-15**

(52) **U.S. Cl.**
USPC **D12/563**

(58) **Field of Classification Search**
USPC D12/533-567
CPC B60C 1/0016; B60C 11/0306; B60C
11/0302; B60C 3/06; B60C 9/17
See application file for complete search history.

(56) **References Cited**

U.S. PATENT DOCUMENTS

D610,963 S * 3/2010 Ochi D12/552
D610,964 S * 3/2010 Dixon D12/552

D615,479 S * 5/2010 Lee D12/552
D683,301 S * 5/2013 Kang D12/552
D717,725 S * 11/2014 Fujita D12/552
D721,323 S * 1/2015 Caron D12/563
D733,038 S * 6/2015 Raatikainen D12/545
D733,639 S * 7/2015 Fontaine D12/563
D754,058 S * 4/2016 Caron D12/534

* cited by examiner

Primary Examiner — Robert M Spear

Assistant Examiner — John Voytek

(74) *Attorney, Agent, or Firm* — Sughrue Mion, PLLC

(57) **CLAIM**

The ornamental design for a tread of an automobile tire, as shown and described.

DESCRIPTION

FIG. 1 is a perspective view of a tread of an automobile tire showing my design;
FIG. 2 is a front view thereof;
FIG. 3 is a top view thereof;
FIG. 4 is a right side view thereof;
FIG. 5 is a fragmentary enlarged front view showing the details of the tread portion thereof;
FIG. 6 is a section view taken along line 6-6 in FIG. 5; and,
FIG. 7 is a section view taken along line 7-7 in FIG. 5.
The broken lines in the drawings show portions of the tire that are not being claimed and thus form no part of the claimed design.

1 Claim, 7 Drawing Sheets


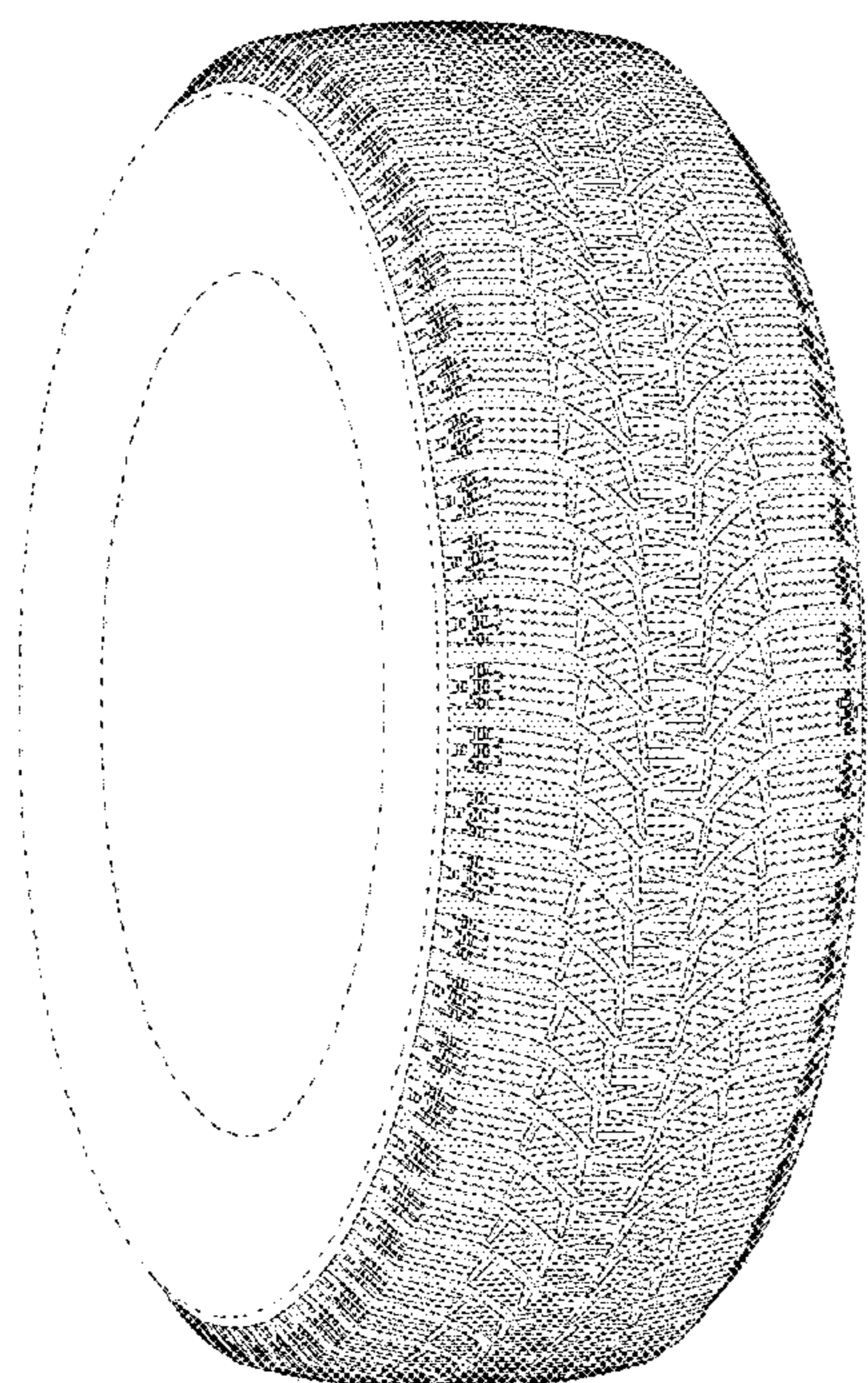


FIG. 1

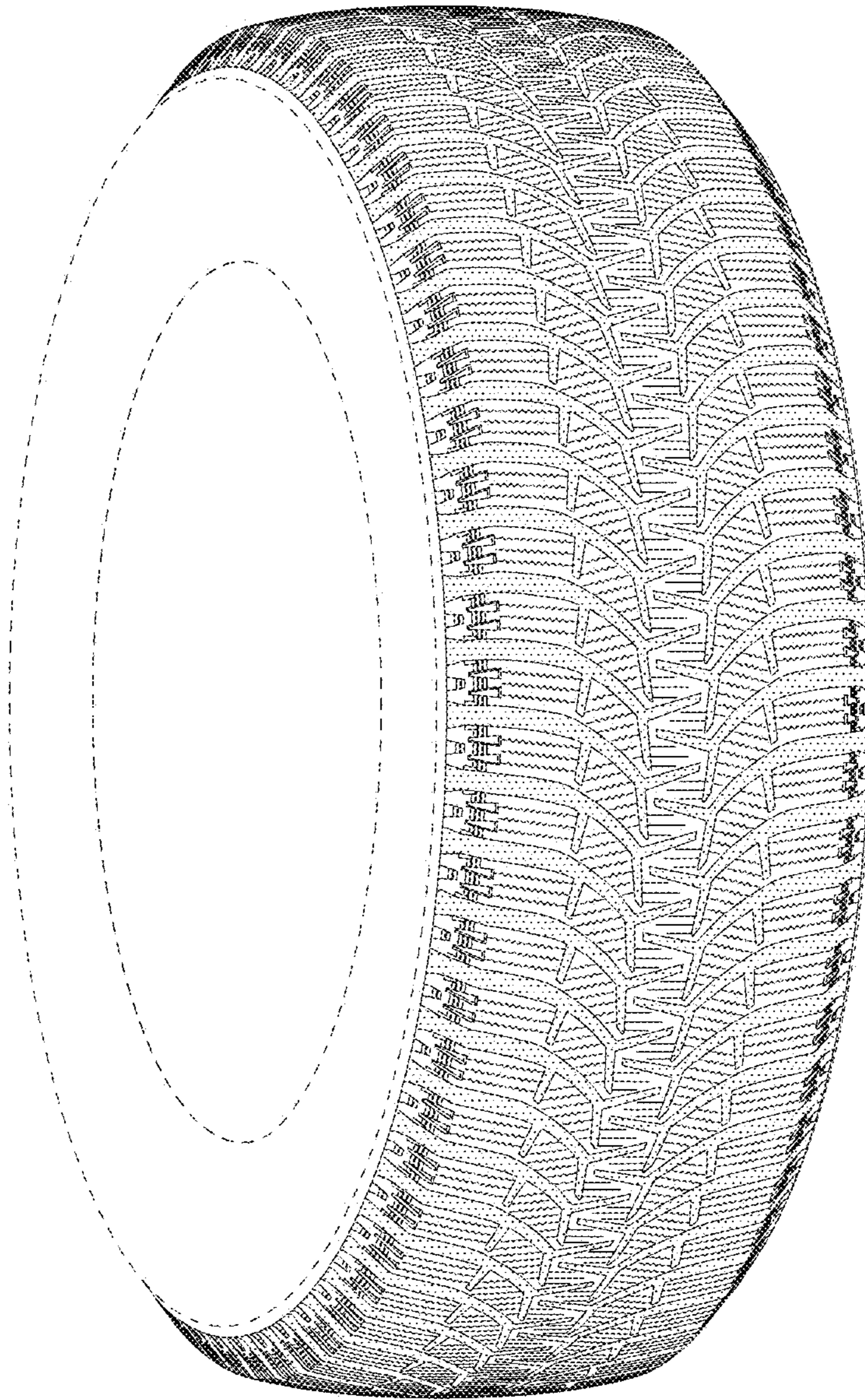


FIG. 2




FIG. 3

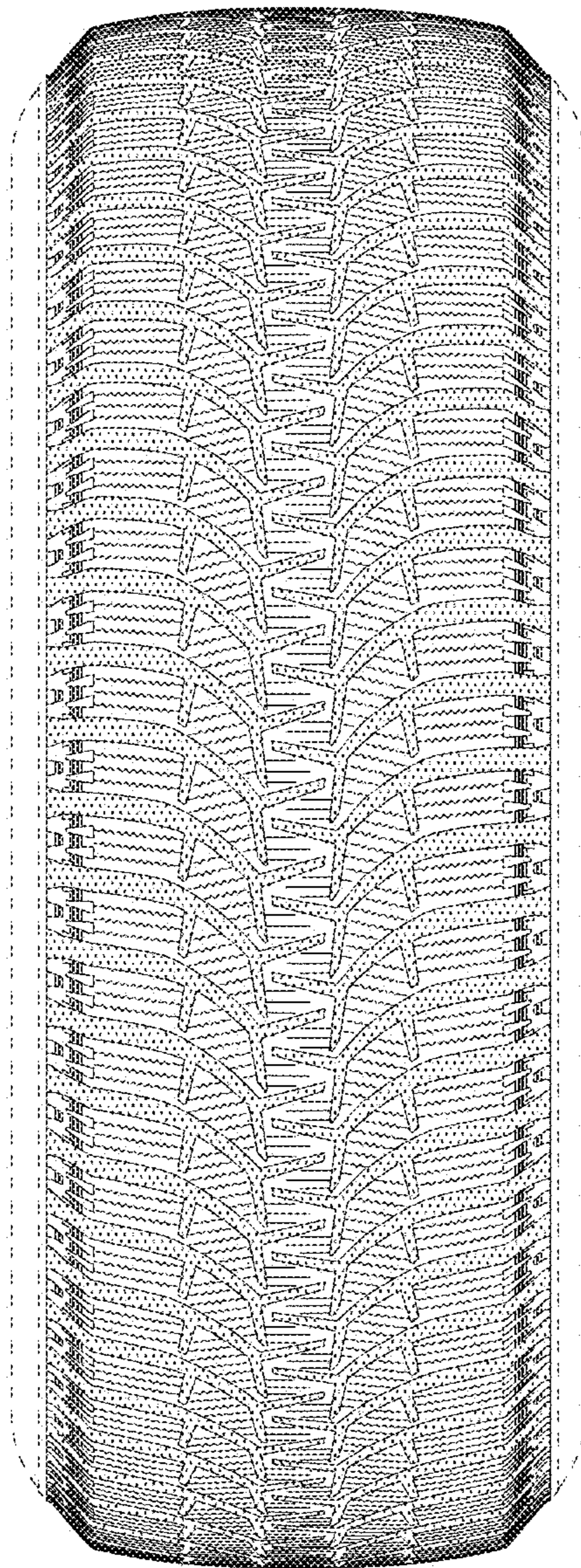


FIG. 4

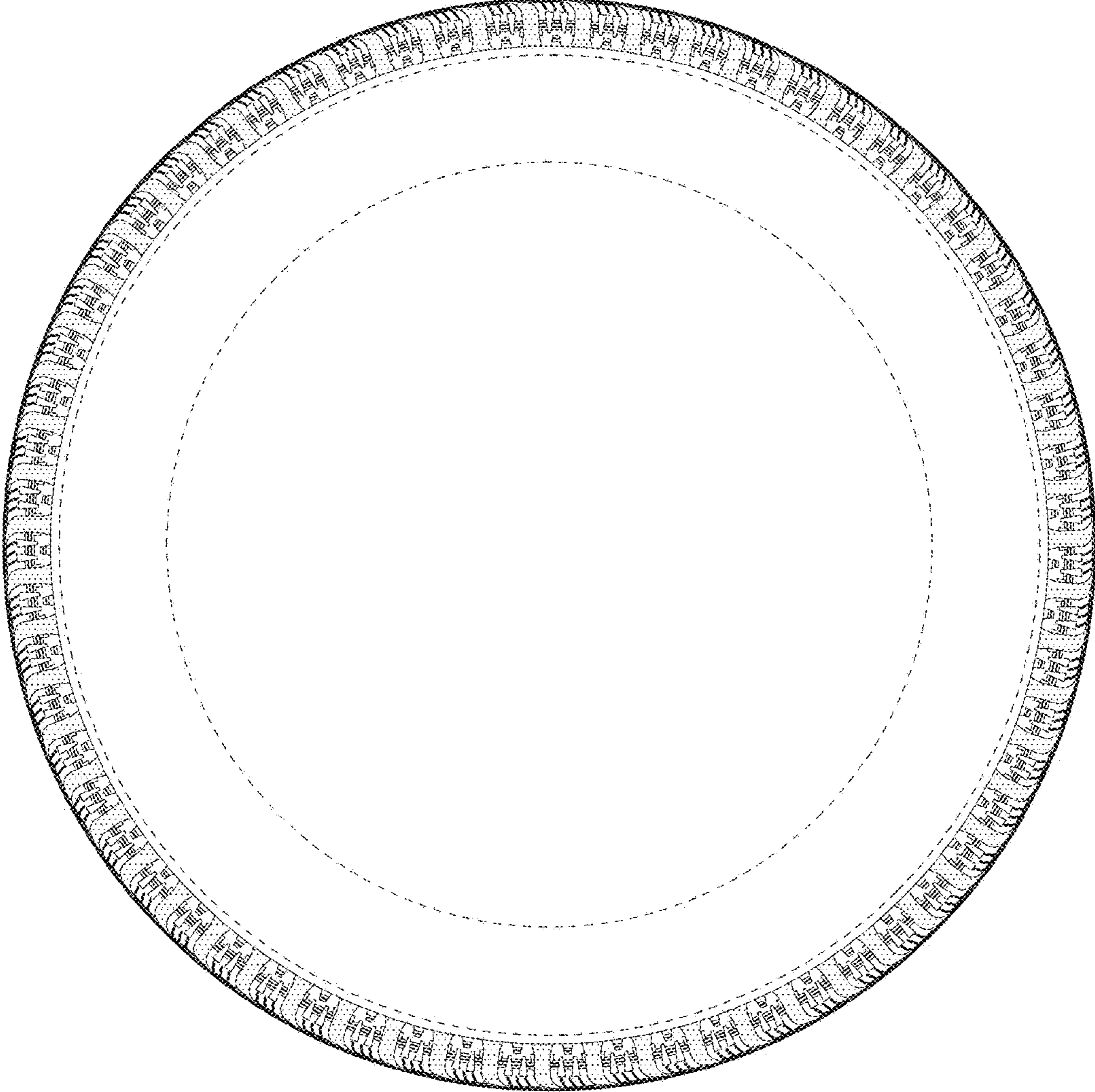


FIG. 5




FIG. 6



FIG. 7

