



US00D786766S

(12) **United States Design Patent**
Rueckheim

(10) **Patent No.:** **US D786,766 S**

(45) **Date of Patent:** **** May 16, 2017**

(54) **VEHICLE WHEEL**

(71) Applicant: **Bayerische Motoren Werke
Aktiengesellschaft, Munich (DE)**

(72) Inventor: **Andre Rueckheim, Pfaffenhofen an der
Ilm (DE)**

(73) Assignee: **Bayerische Motoren Werke
Aktiengesellschaft, Munich (DE)**

(**) Term: **15 Years**

(21) Appl. No.: **29/539,453**

(22) Filed: **Sep. 15, 2015**

(30) **Foreign Application Priority Data**

Mar. 16, 2015 (DE) 40 2015 100 249

(51) **LOC (10) Cl.** **12-16**

(52) **U.S. Cl.**
USPC **D12/209**

(58) **Field of Classification Search**
USPC D12/204-213
CPC B60B 7/00; B60B 7/02; B60B 7/04; B60B
7/01; B60B 7/06; B60B 3/02; B60B 3/04;
B60B 3/06; B60B 3/10; B60B 1/00;
B60B 1/08; B60B 1/10; B60B 1/12
See application file for complete search history.

(56) **References Cited**

U.S. PATENT DOCUMENTS

D405,409 S *	2/1999	Baumgartner	D12/211
D527,332 S *	8/2006	Khan	D12/211
D576,094 S *	9/2008	Bernoni	D12/211
D616,800 S *	6/2010	Zhao	D12/209
D635,076 S	3/2011	De Bono		
D636,320 S *	4/2011	Lamm	D12/211

D638,340 S *	5/2011	Park	D12/209
D642,105 S *	7/2011	Chung	D12/209
D649,921 S *	12/2011	Lucaora	D12/209
D652,362 S *	1/2012	Lucaora	D12/209
D662,025 S *	6/2012	Ettensberger	D12/209
D685,309 S *	7/2013	Alfonso	D12/209
D723,990 S *	3/2015	Muntada Roura	D12/209
D760,142 S *	6/2016	Chu	D12/211
D769,167 S *	10/2016	Muntada Roura	D12/211
D774,436 S *	12/2016	Valencia Pollex	D12/209

FOREIGN PATENT DOCUMENTS

EM	001036552-0004	11/2009
EM	001658154-0001	5/2010
EM	001744640-0005	11/2011
EM	001908807-0012	9/2013
EM	002323766-0001	9/2014
WO	WO DM/053621	12/2000

* cited by examiner

Primary Examiner — Stacia Cadmus

(74) *Attorney, Agent, or Firm* — Crowell & Moring LLP

(57) **CLAIM**

The ornamental design for a vehicle wheel, as shown and described.

DESCRIPTION

FIG. 1 is a perspective view of a vehicle wheel according to the design;
FIG. 2 is an additional perspective view thereof;
FIG. 3 is an additional perspective view thereof;
FIG. 4 is a front view thereof;
FIG. 5 is a rear view thereof in a lighter gray scale, representing environmental features that form no part of the claimed design; and,
FIG. 6 is a side view thereof.

1 Claim, 6 Drawing Sheets






Fig. 1



Fig. 2



Fig. 3



Fig. 4




Fig. 5




Fig. 6