



US00D786753S

(12) **United States Design Patent** (10) **Patent No.:** **US D786,753 S**
Conway et al. (45) **Date of Patent:** **** May 16, 2017**

(54) **QUARTER FENDER**

FOREIGN PATENT DOCUMENTS

(71) Applicants: **Scott M. Conway**, Flower Mound, TX (US); **Troy R. McCuller**, Corinth, TX (US)

EP 1564115 A2 8/2005
JP 2007-223397 A 9/2007
JP 2008-296819 A 12/2008

(72) Inventors: **Scott M. Conway**, Flower Mound, TX (US); **Troy R. McCuller**, Corinth, TX (US)

OTHER PUBLICATIONS

(73) Assignee: **PACCAR Inc**, Bellevue, WA (US)

Freightliner RH Quarter Fender, by freightliner_used_parts, ebay [online], published May 9, 2016, [retrieved on Aug. 10, 2016]. Retrieved from the Internet <URL: http://www.ebay.com/itm/Freightliner-RH-Quarter-Fender-w-Accent-Light-Cutouts-P-N-A18-63565-001-/271962816886> PDF attached.*

(**) Term: **15 Years**

(Continued)

(21) Appl. No.: **29/540,113**

Primary Examiner — Sheryl Lane

(22) Filed: **Sep. 21, 2015**

Assistant Examiner — A. Suzette Murphy

(51) **LOC (10) Cl.** **12-16**

(74) *Attorney, Agent, or Firm* — Christensen O'Connor Johnson Kindness PLLC

(52) **U.S. Cl.**
USPC **D12/184**

(57) **CLAIM**

The ornamental design for a quarter fender, as shown and described.

(58) **Field of Classification Search**
USPC D12/181, 196, 163, 164, 167, 184, 400
CPC ... B62D 25/168; B62D 25/166; B62D 25/188
See application file for complete search history.

DESCRIPTION

(56) **References Cited**

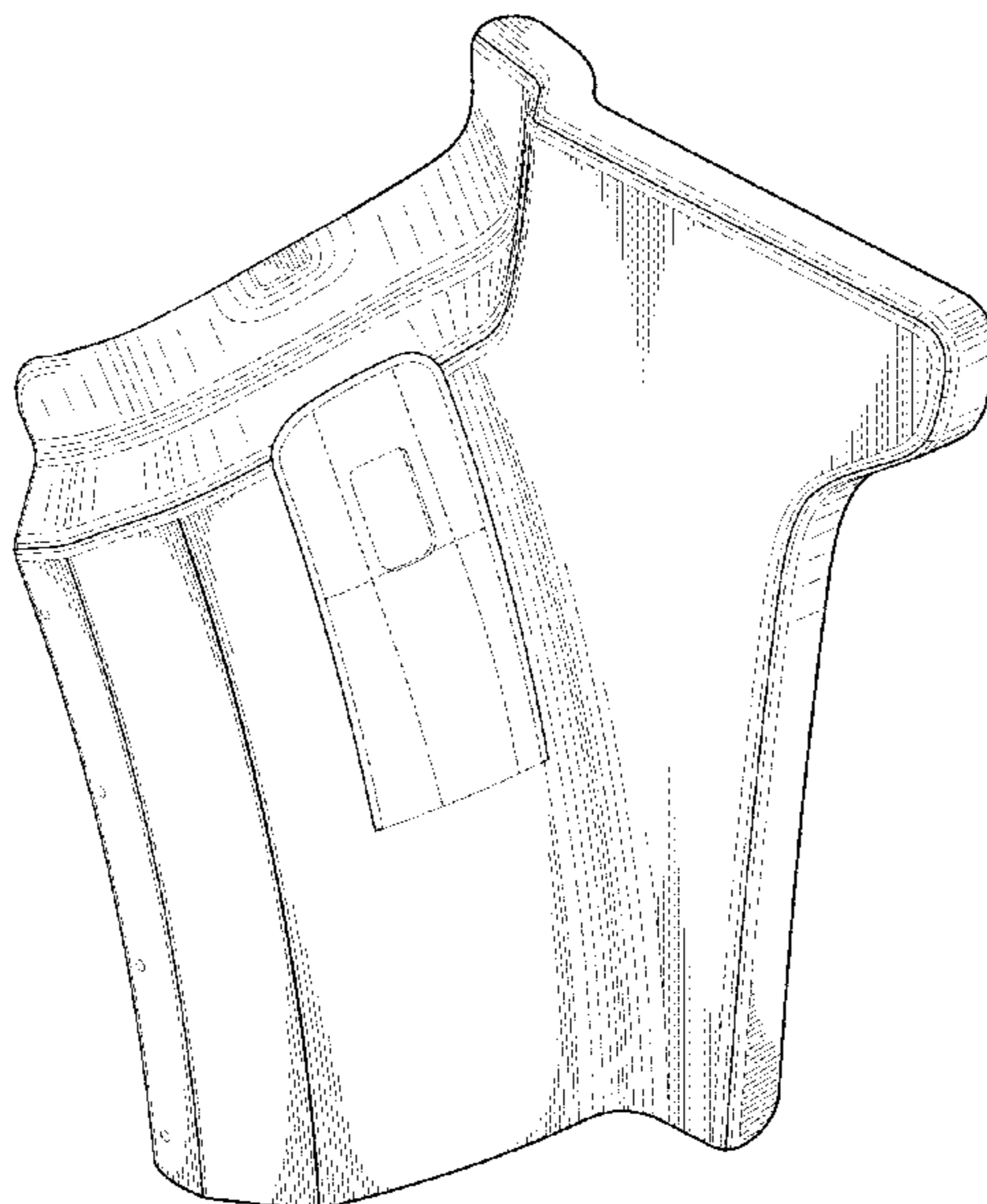
U.S. PATENT DOCUMENTS

4,366,530 A * 12/1982 Milhous B60H 1/26
180/89.1
4,706,980 A 11/1987 Hawes et al.
4,735,428 A 4/1988 Antekeier
4,740,003 A 4/1988 Antekeier
D366,640 S 1/1996 Tucker et al.
D382,844 S 8/1997 Norwood et al.
D401,198 S 11/1998 Mueller et al.
D412,689 S 8/1999 Onopa
D422,957 S * 4/2000 Damon D12/196

FIG. 1 is a perspective view of a quarter fender showing our new design;
FIG. 2 is a left side view of the quarter fender shown in FIG. 1;
FIG. 3 is a rear view of the quarter fender shown in FIG. 1;
FIG. 4 is a front view of the quarter fender shown in FIG. 1; and,
FIG. 5 is a top view of the quarter fender shown in FIG. 1. The broken lines shown in the figures represent portions of the quarter fender that form no part of the claimed design. FIGS. 1-5 illustrate our novel design for use on one side of a vehicle. Our novel design is also for use on the opposite side of a vehicle, which is mirror symmetrical to FIGS. 1-5 and therefore not separately illustrated.

(Continued)

1 Claim, 5 Drawing Sheets



(56)

References Cited

U.S. PATENT DOCUMENTS

D431,806 S * 10/2000 Damon D12/196
 D433,980 S * 11/2000 Conway D12/196
 D434,358 S 11/2000 Conway et al.
 6,152,469 A 11/2000 Gadowski
 D450,277 S 11/2001 Onopa
 D460,023 S 7/2002 Beigel
 D465,749 S 11/2002 Beigel
 D466,450 S 12/2002 Maher et al.
 D482,993 S * 12/2003 Conway D12/184
 D488,112 S 4/2004 Satou
 D490,749 S 6/2004 Satou et al.
 D492,921 S 7/2004 Perfetti et al.
 D494,900 S 8/2004 Satou
 D494,912 S * 8/2004 Perfetti D12/196
 D502,904 S 3/2005 Delashaw et al.
 D504,642 S 5/2005 Perfetti et al.
 D511,727 S 11/2005 Shaw et al.
 D531,946 S * 11/2006 Angelo D12/196
 D545,255 S * 6/2007 Angelo D12/173
 D560,149 S * 1/2008 Leclercq D12/184
 D563,853 S * 3/2008 Rosen D12/173
 D566,635 S * 4/2008 Rosen D12/173
 D615,472 S * 5/2010 Maher D12/196
 D621,756 S * 8/2010 Angelo D12/184
 D623,103 S 9/2010 Braga
 7,874,592 B2 1/2011 Eklund et al.
 D643,352 S * 8/2011 Hjorten D12/181
 D647,016 S * 10/2011 Medina D12/181
 D697,844 S * 1/2014 Conway D12/184

D697,845 S * 1/2014 Conway D12/184
 D697,846 S * 1/2014 Conway D12/184
 D708,104 S * 7/2014 Conway D12/196
 D709,421 S * 7/2014 Conway D12/196
 D719,885 S * 12/2014 Conway D12/195
 D753,039 S * 4/2016 Duncan D12/196

OTHER PUBLICATIONS

“Class Pays,” Peterbilt Motors Company, Denton, Texas, Sep. 1997, 10-page brochure.
 “Class Pays,” Peterbilt Motors Company, Denton, Texas, Nov. 1998, 10-page brochure.
 “Class Pays, Medium Duty,” Peterbilt Motors Company, Denton, Texas, Sep. 2000, 12-page brochure.
 “Class Pays, Truck Models,” Peterbilt Motors Company, Denton, Texas, Mar. 2005, 24-page brochure.
 “Model 377A/E,” Peterbilt Motors Company, Denton, Texas, Jan. 1995, 6-page brochure.
 “Model 379,” Peterbilt Motors Company, Denton, Texas, Mar. 1996, 5-page brochure.
 “Model 385,” Peterbilt Motors Company, Denton, Texas, Oct. 1996, 5-page brochure.
 “Model 357, New Sloped Hood,” Peterbilt Motors Company, Denton, Texas, May 2002, 2-page brochure.
 “TRP Chrome Plated and Stainless Steel Accessories,” Overdrive, Jan. 25, 2012 <<http://www.overdriveonline.com/trucking-gear/trp-chrome-plated-and-stainless-steel-accessories/>> [retrieved Apr. 12, 2016], 1 page.

* cited by examiner




Fig. 1.

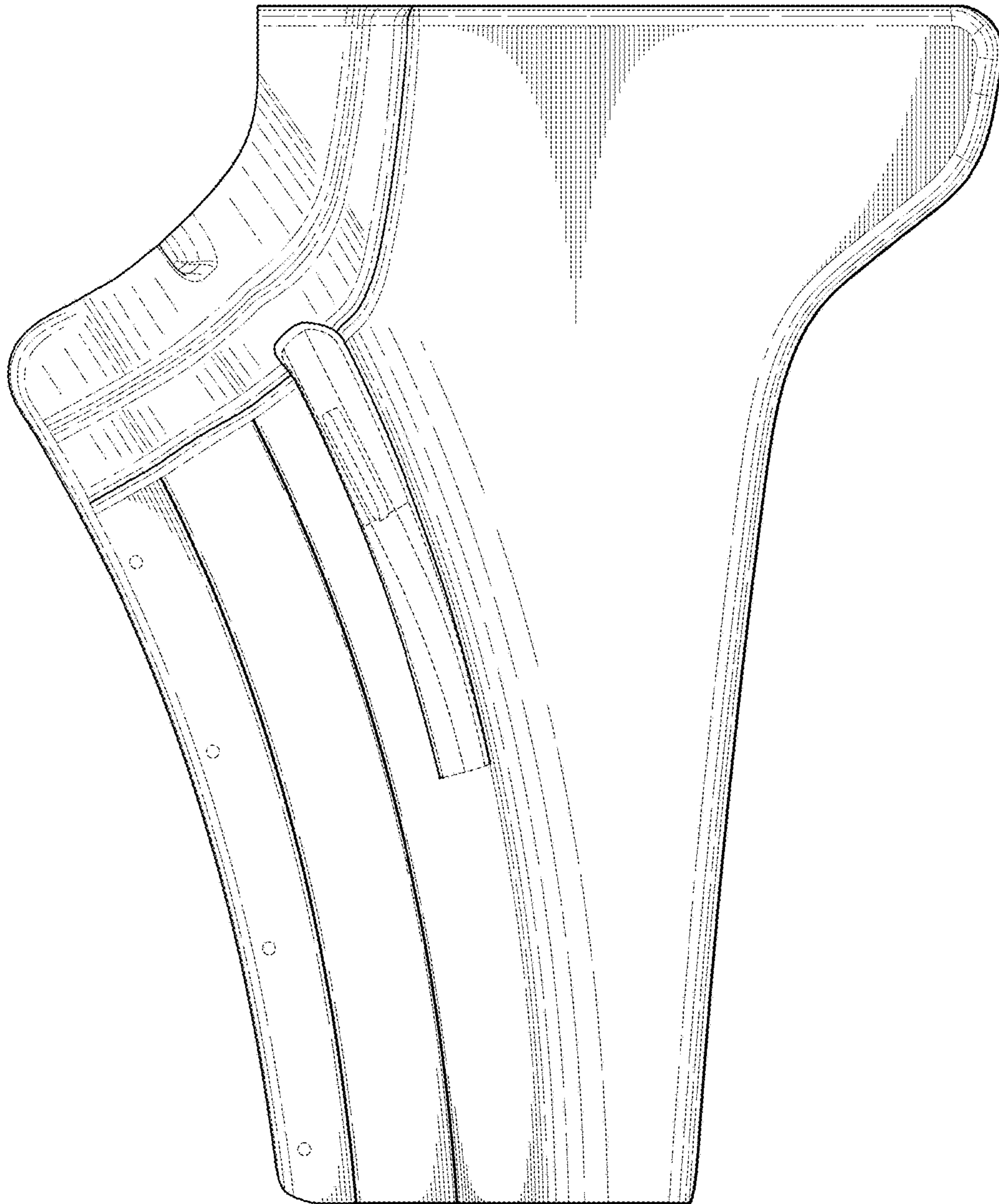


Fig. 2.

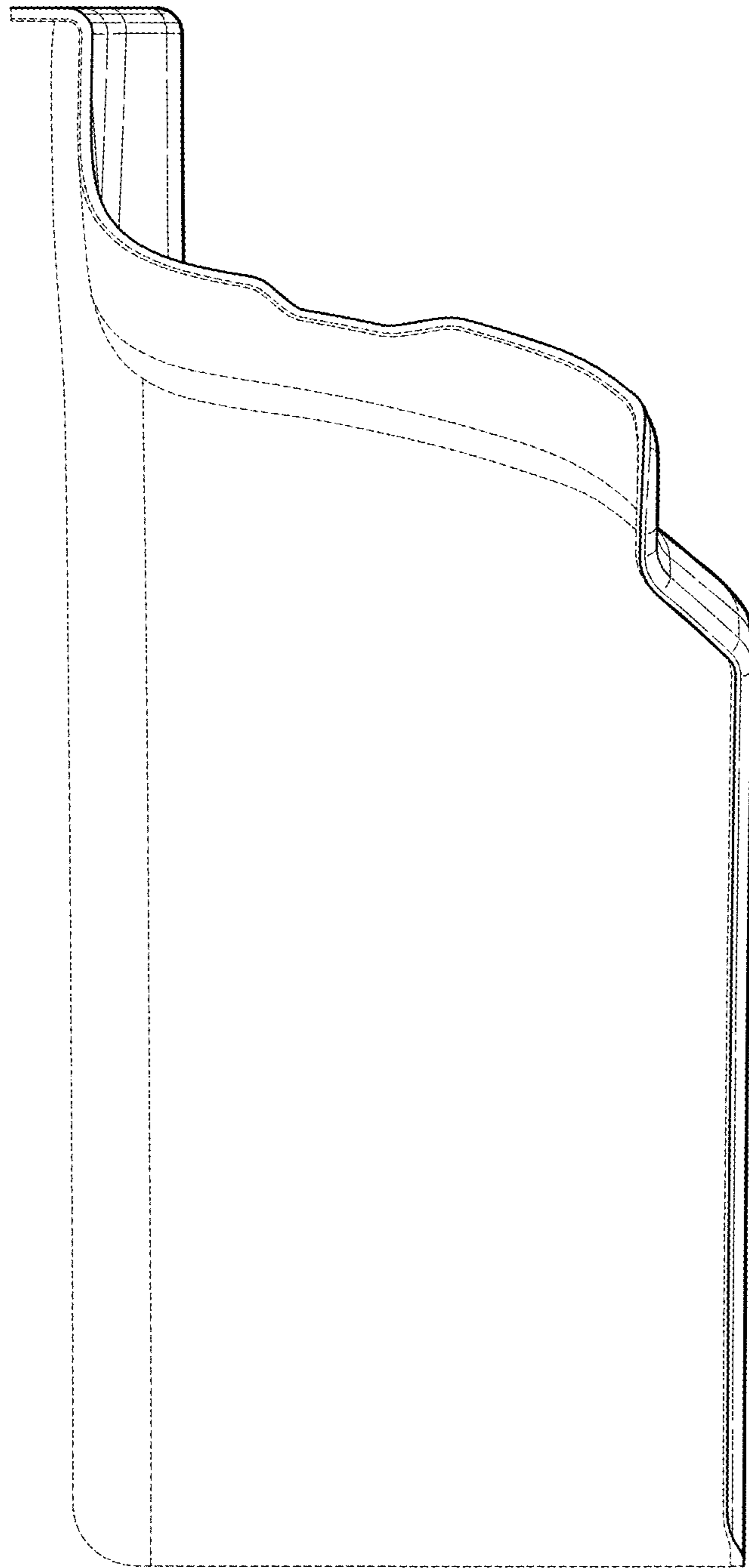


Fig. 3.

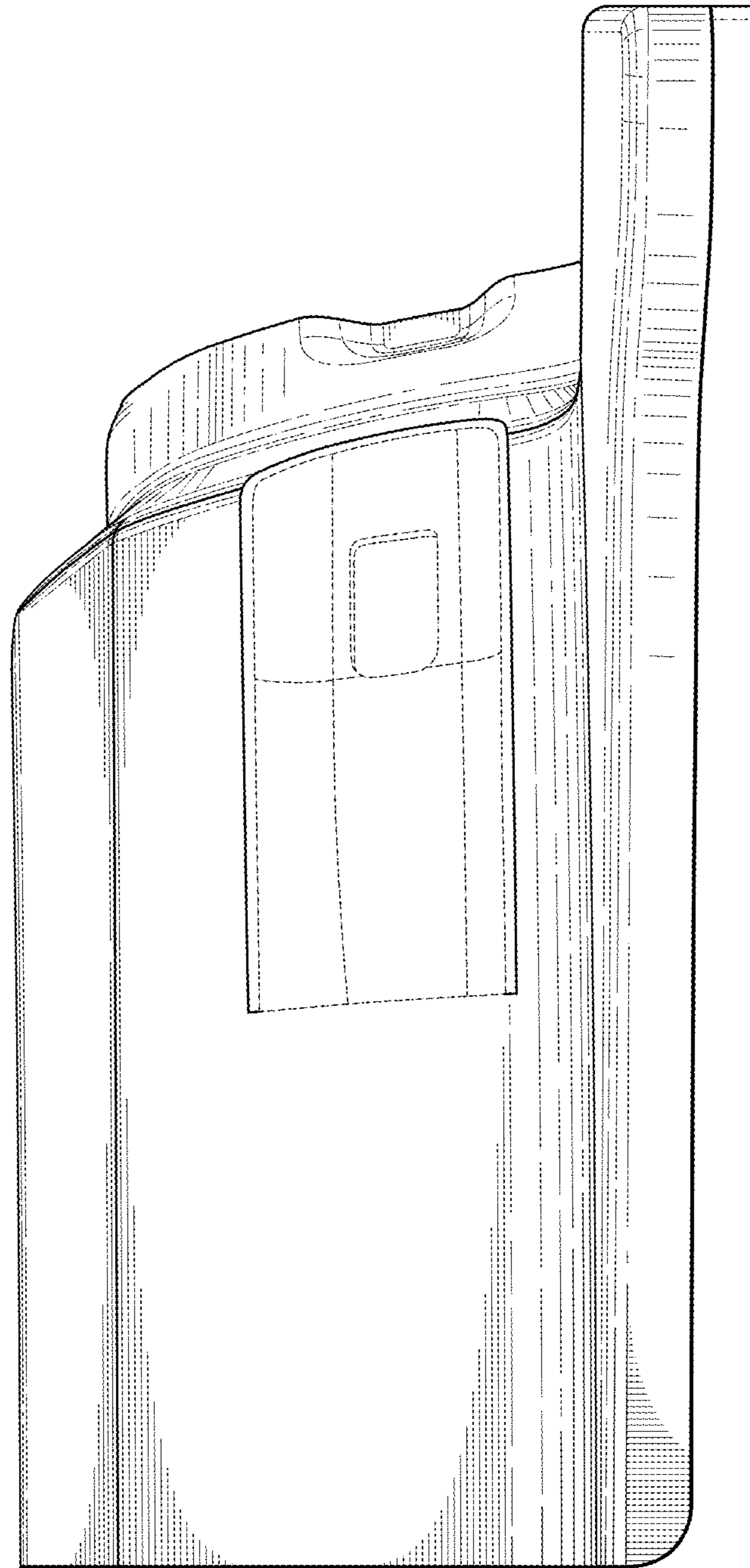


Fig. 4.

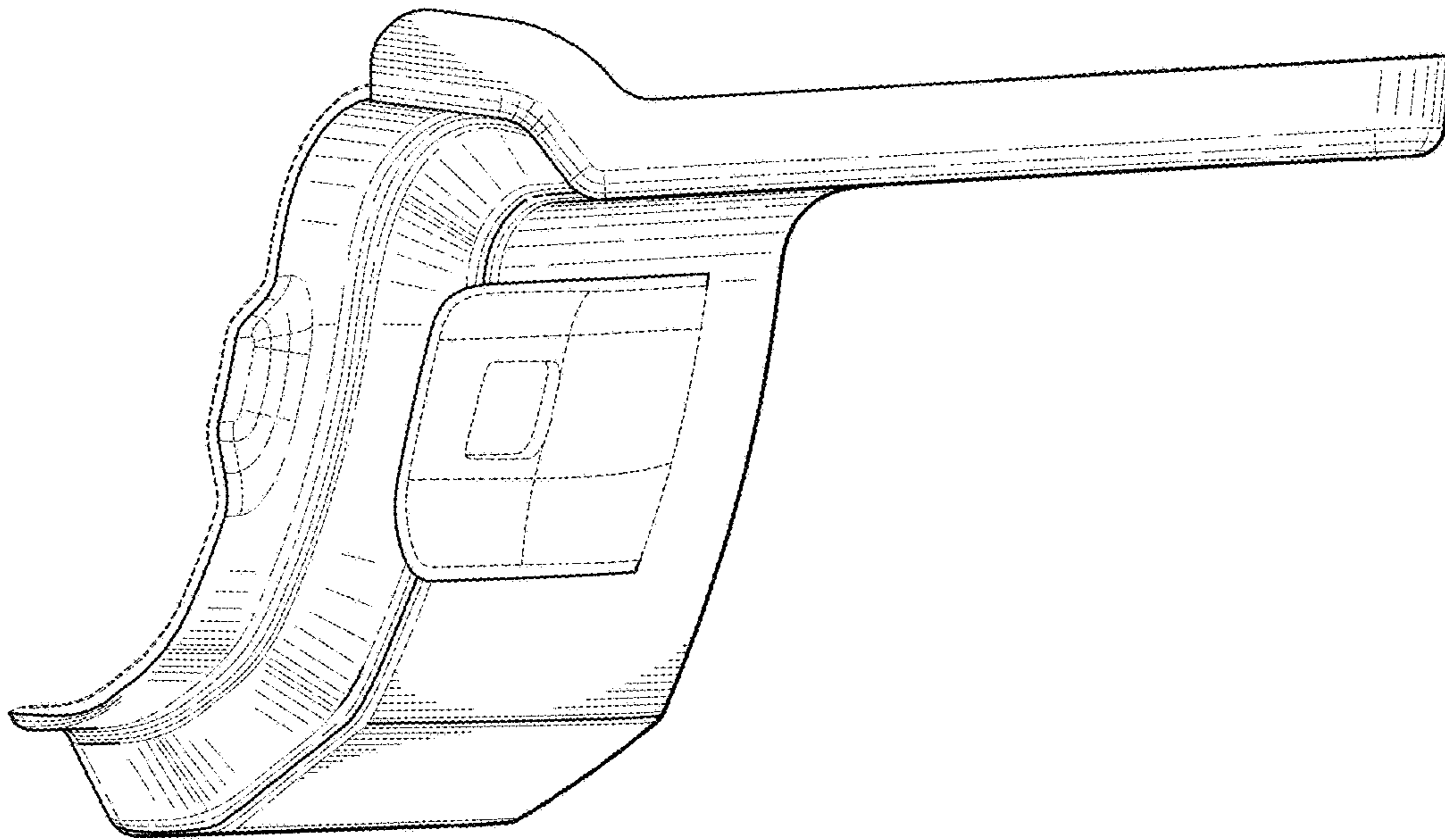


Fig. 5.