



US00D786749S

(12) **United States Design Patent** (10) **Patent No.:** **US D786,749 S**  
**Oohashi et al.** (45) **Date of Patent:** **\*\* May 16, 2017**

(54) **FRONT BUMPER FOR AUTOMOBILE**

(71) Applicant: **Nissan Motor Co., Ltd.**, Yokohama, Kanagawa (JP)

(72) Inventors: **Genta Oohashi**, Kanagawa (JP); **Koji Wakabayashi**, Kanagawa (JP); **Tooru Yamashita**, Kanagawa (JP)

(73) Assignee: **Nissan Motor Co., Ltd.**, Yokohama (JP)

(\*\*) Term: **15 Years**

(21) Appl. No.: **29/555,996**

(22) Filed: **Feb. 26, 2016**

(30) **Foreign Application Priority Data**

Aug. 28, 2015 (JP) ..... 2015-019050

(51) **LOC (10) Cl.** ..... **12-16**

(52) **U.S. Cl.**  
USPC ..... **D12/169**

(58) **Field of Classification Search**  
USPC .... D12/169, 216, 90-92, 86, 171, 196, 163;  
293/102, 113, 115, 117, 120; 296/180.1,  
296/180.2

CPC ..... B60R 19/02; B60R 19/04; B62D 25/08  
See application file for complete search history.

(56) **References Cited**

**U.S. PATENT DOCUMENTS**

D708,997 S	*	7/2014	Koizumi	.....	D12/169
D748,542 S		2/2016	Horiuchi et al.		
D749,999 S	*	2/2016	Curic	.....	D12/169
D760,127 S	*	6/2016	Yamamoto	.....	D12/169

**FOREIGN PATENT DOCUMENTS**

JP	D1400595 S	11/2010
JP	D1473685 S	7/2013

JP	D1474968 S	12/2013
JP	D1489377 S	2/2014
JP	D1499558 S	6/2014
JP	D1505508 S	8/2014
JP	D1513124 S	12/2014
JP	D1519188 S	3/2015
JP	D1524468 S	5/2015
JP	D1524786 S	6/2015
JP	D1530349 S	8/2015
JP	D1481528 S	10/2015
JP	D1537798 S	11/2015
JP	D1539704 S	12/2015
JP	D1540609 S	12/2015
JP	D1549972 S	5/2016

\* cited by examiner

*Primary Examiner* — Melody N Brown

(74) *Attorney, Agent, or Firm* — Global IP Counselors, LLP

(57) **CLAIM**

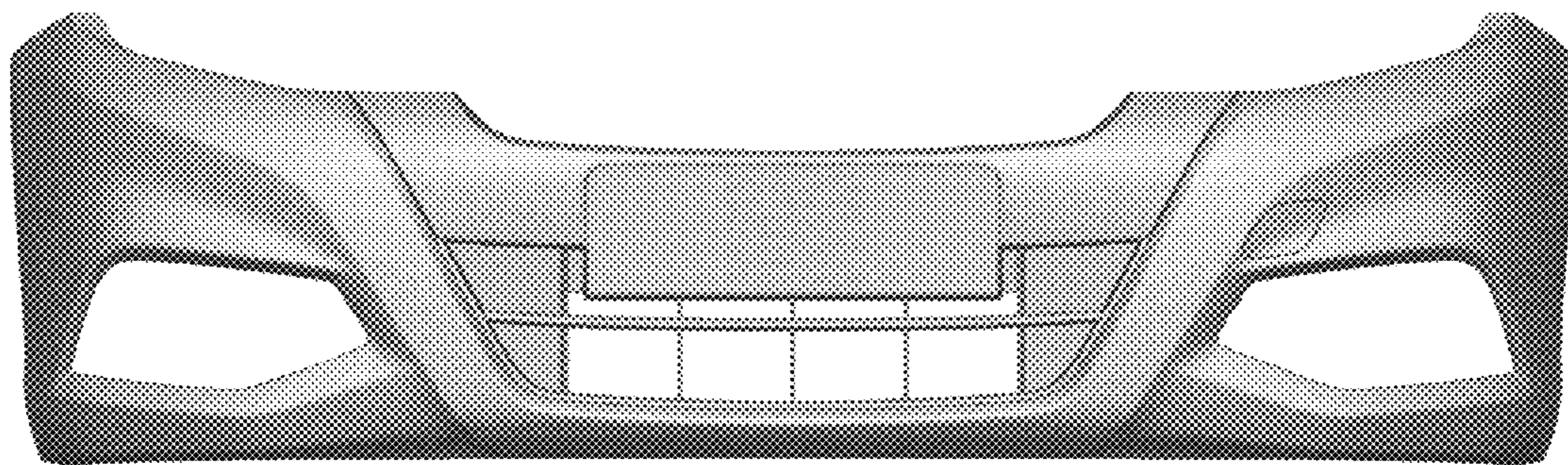
The ornamental design for a front bumper for an automobile, as shown and described.

**DESCRIPTION**

FIG. 1 is a front elevational view of a front bumper for an automobile showing our new design;  
 FIG. 2 is a top plan view thereof;  
 FIG. 3 is a bottom plan view thereof;  
 FIG. 4 is a right side elevational view thereof;  
 FIG. 5 is a left side perspective view thereof;  
 FIG. 6 is a top, front and right side perspective view thereof;  
 and,  
 FIG. 7 is a bottom, front and left side perspective view thereof.

The rear view of the front bumper forms no part of the claimed design. The inside surfaces of the front bumper visible in FIGS. 2, 6 and 7 form no part of the claimed design since the inside surfaces are hidden when the front bumper is mounted to the automobile.

**1 Claim, 7 Drawing Sheets**



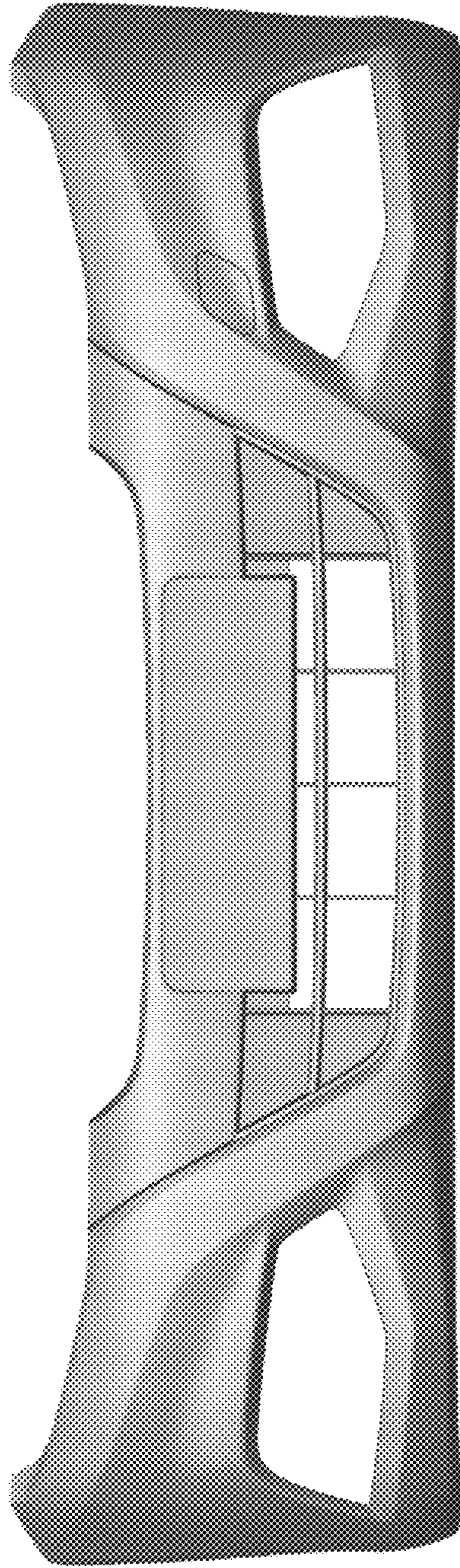


FIG. 1




FIG. 2




FIG. 3

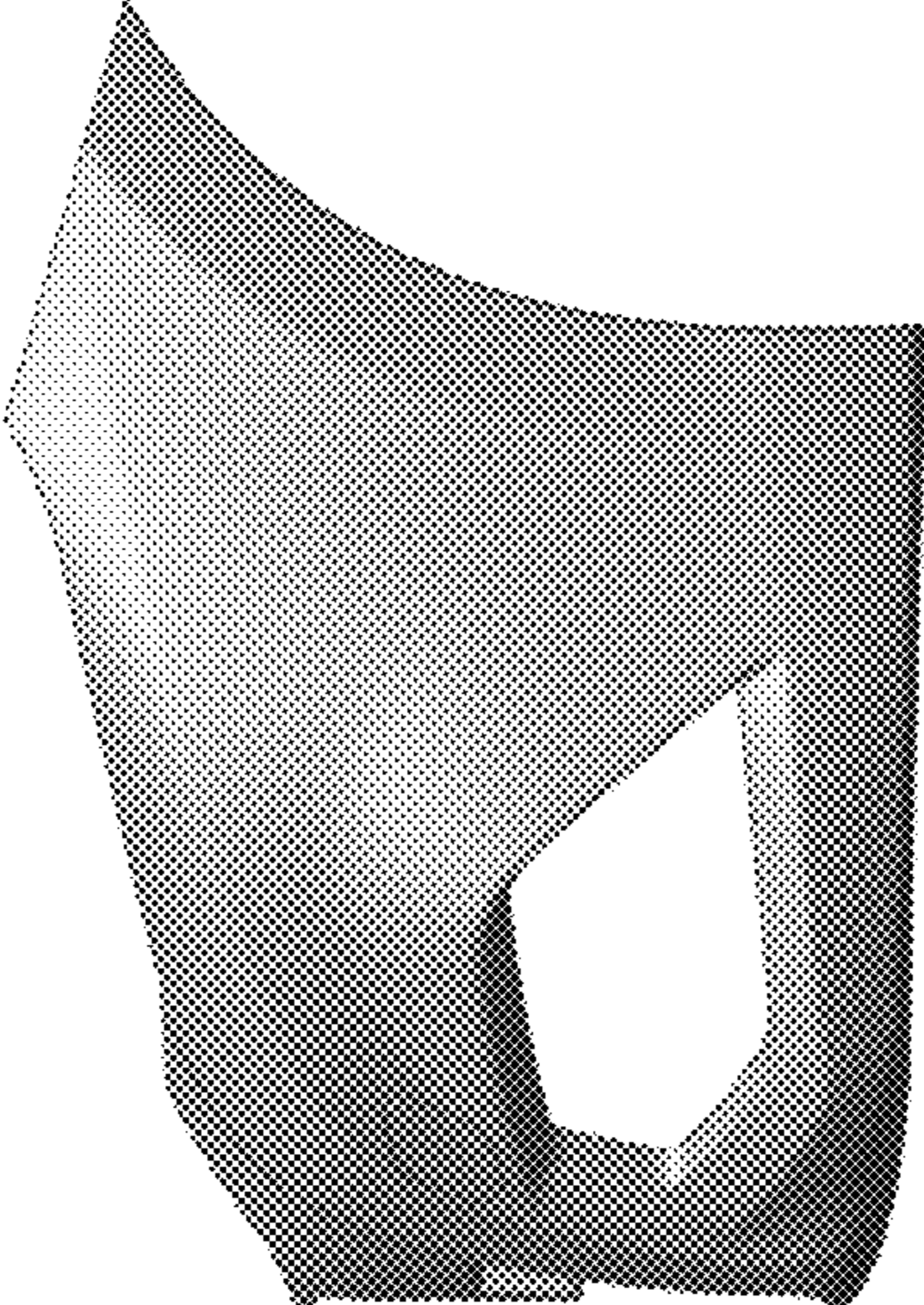


FIG. 4




FIG. 5

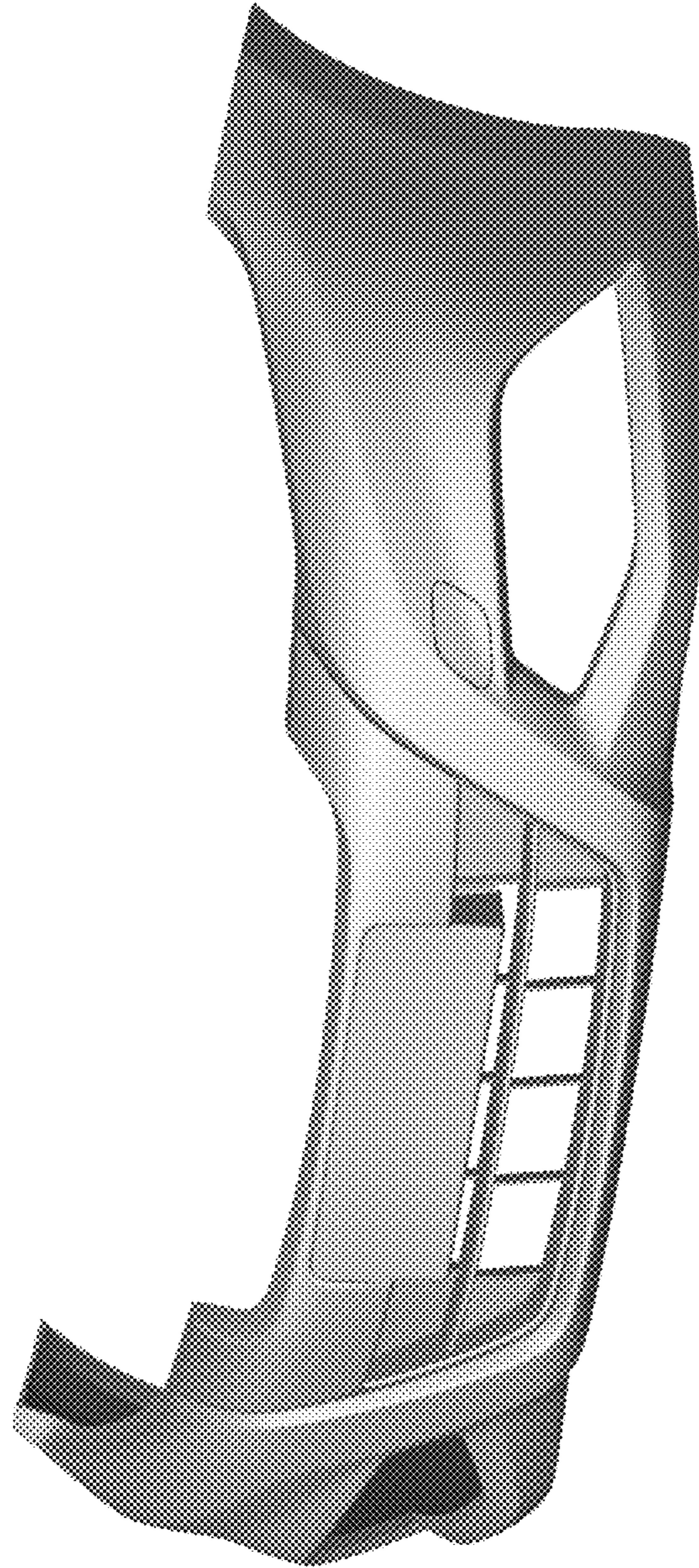


FIG. 6

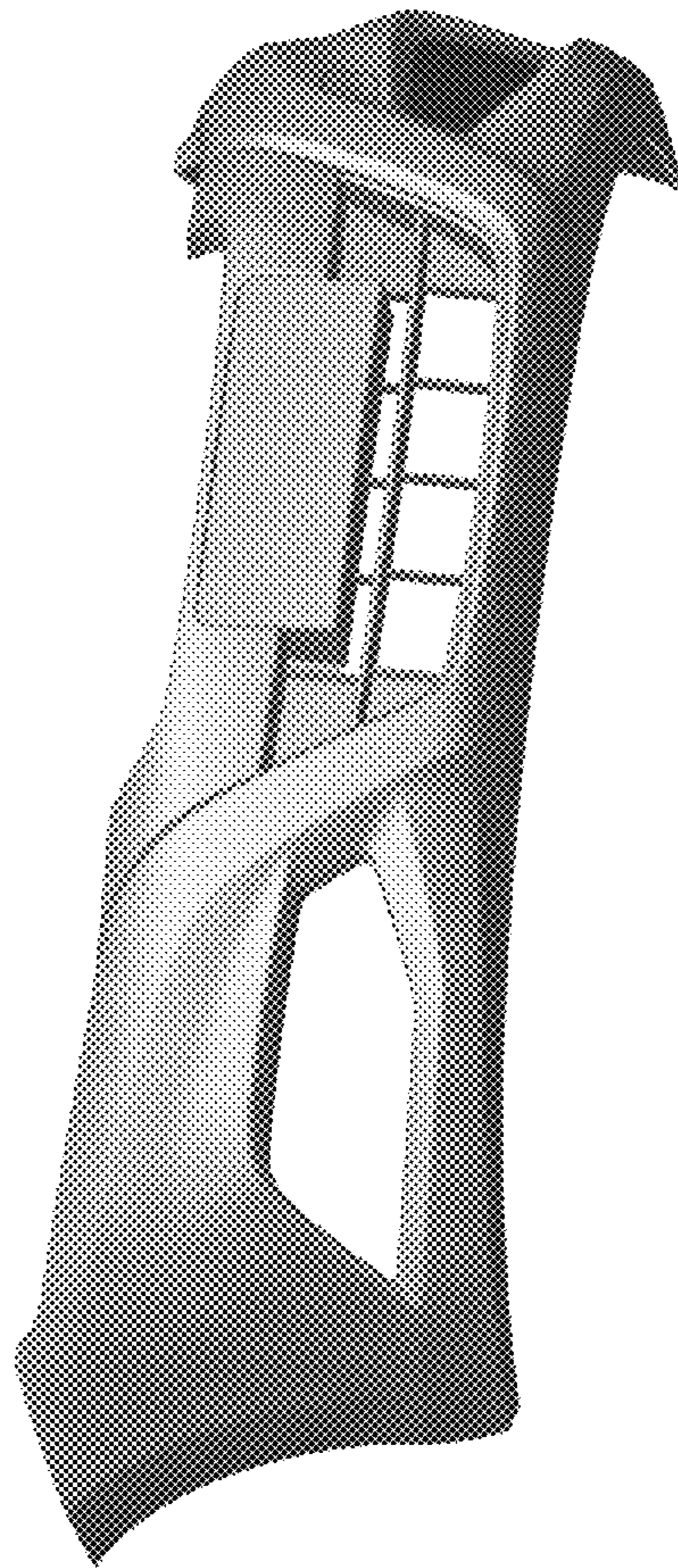


FIG. 7