



US00D786748S

(12) **United States Design Patent** (10) **Patent No.:** **US D786,748 S**
Hellwig et al. (45) **Date of Patent:** **** May 16, 2017**

(54) **FRONT BUMPER FOR A VEHICLE**

(71) Applicant: **Daimler AG**, Stuttgart (DE)

(72) Inventors: **Volker Hellwig**, Stuttgart (DE);
Jean-Francois Huet, Auenwald (DE);
Gorden Wagener, Gaeufelden (DE);
Robert Lesnik, Leonberg (DE)

(73) Assignee: **Daimler AG**, Stuttgart (DE)

(**) Term: **15 Years**

(21) Appl. No.: **29/555,972**

(22) Filed: **Feb. 26, 2016**

(30) **Foreign Application Priority Data**

Aug. 31, 2015 (WO) DM/088392

(51) **LOC (10) Cl.** **12-16**

(52) **U.S. Cl.**
USPC **D12/169**

(58) **Field of Classification Search**
USPC D12/169, 216, 90-92, 86, 171, 196, 163;
293/102, 113, 115, 117, 120; 296/180.1,
296/180.2
CPC B60R 19/02; B60R 19/04; B62D 25/08
See application file for complete search history.

(56) **References Cited**

U.S. PATENT DOCUMENTS

D664,070 S 7/2012 Futschik et al.
D664,078 S 7/2012 Futschik et al.

D664,901 S 8/2012 Futschik et al.
D691,526 S * 10/2013 Uchino D12/169
D711,796 S * 8/2014 Futschik D12/169
D718,676 S * 12/2014 Ishizuka D12/169
D718,677 S * 12/2014 Whang D12/169
D744,914 S * 12/2015 Loeb D12/169
D773,349 S * 12/2016 Munakata D12/169

* cited by examiner

Primary Examiner — Melody N Brown

(74) *Attorney, Agent, or Firm* — Crowell & Moring LLP

(57) **CLAIM**

The ornamental design for a front bumper for a vehicle, as shown and described.

DESCRIPTION

This application contains subject matter related to the following co-pending U.S. design patent applications:

Application Ser. No. 29/555,970, filed herewith and entitled “Vehicle, Toy, and/or Replicas Thereof”; and

Application Ser. No. 29/555,971, filed herewith and entitled “Front Portion of a Vehicle, Toy, and/or Replicas Thereof”.

FIG. 1 is a right, front perspective view of a front bumper for a vehicle according to the design, the left, front perspective view being mirror symmetrical;

FIG. 2 is a front view thereof;

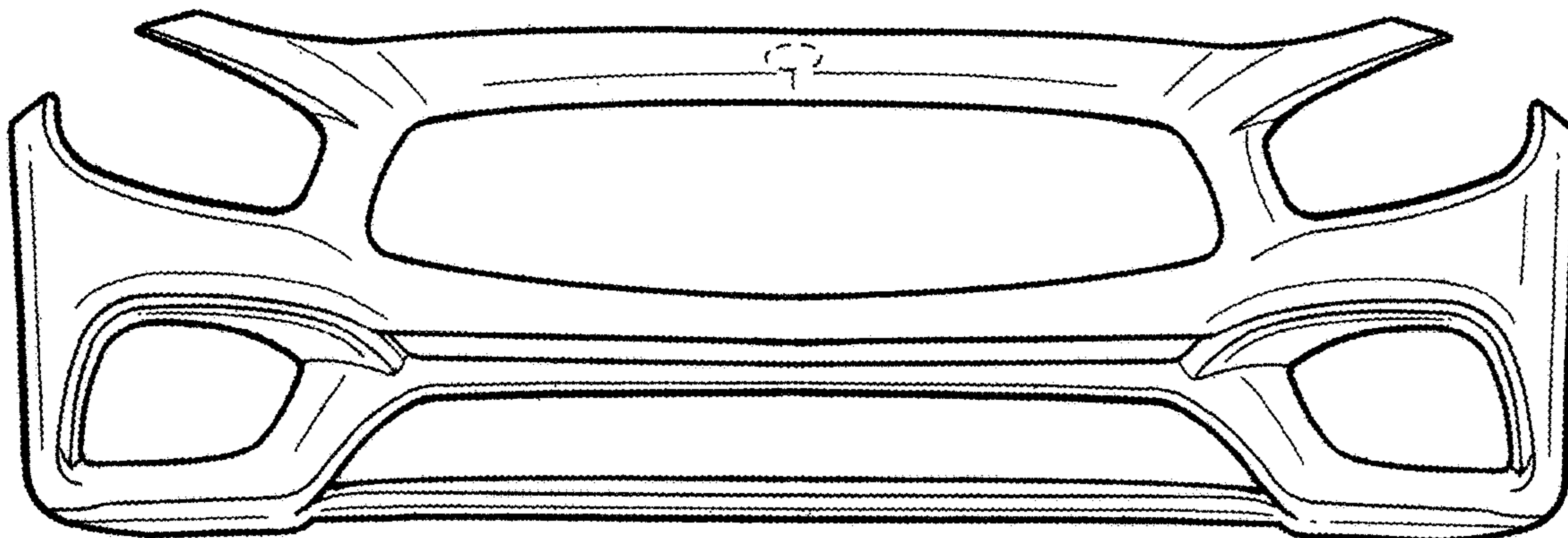
FIG. 3 is a right side view thereof, the left side view being mirror symmetrical;

FIG. 4 is a top view thereof; and,

FIG. 5 is a bottom view thereof.

The broken lines are for illustrative purposes only and form no part of the claimed design.

1 Claim, 4 Drawing Sheets



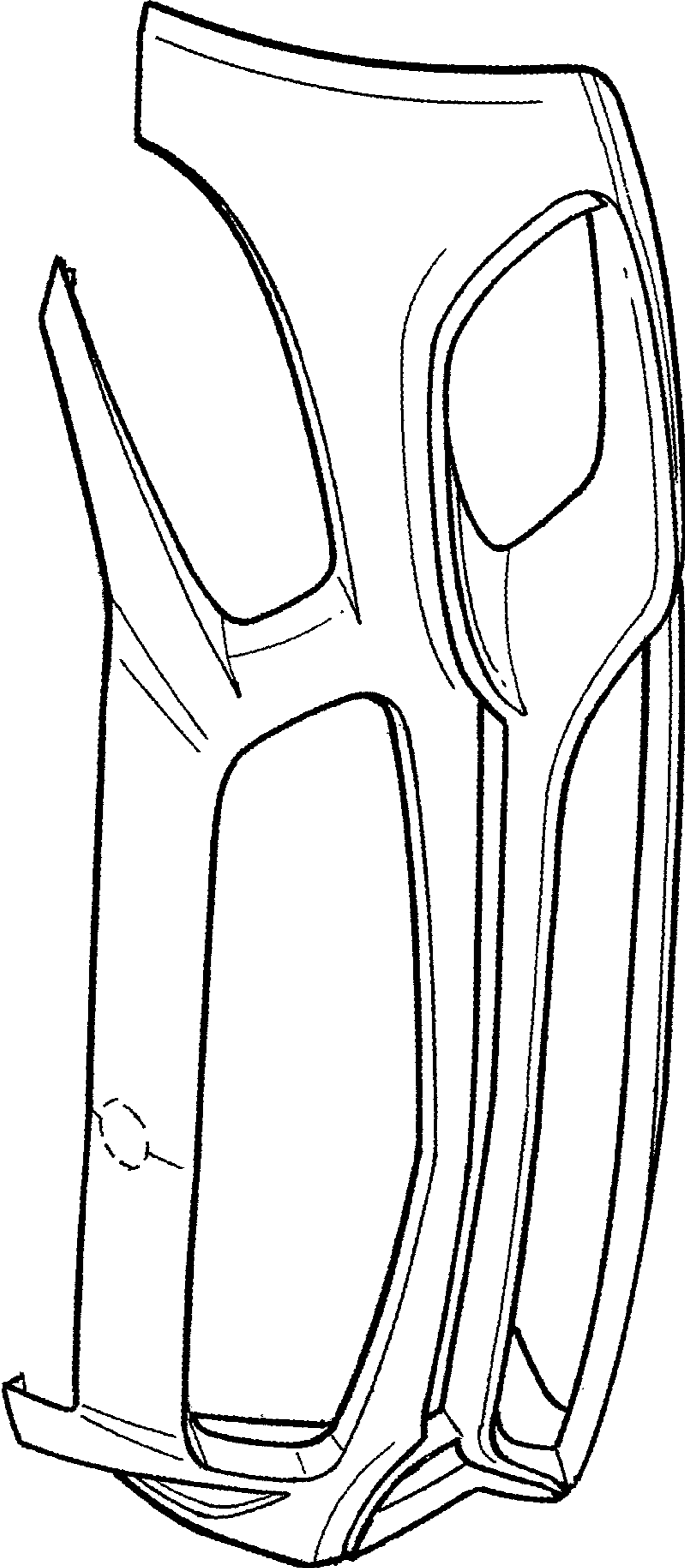


FIG. 1

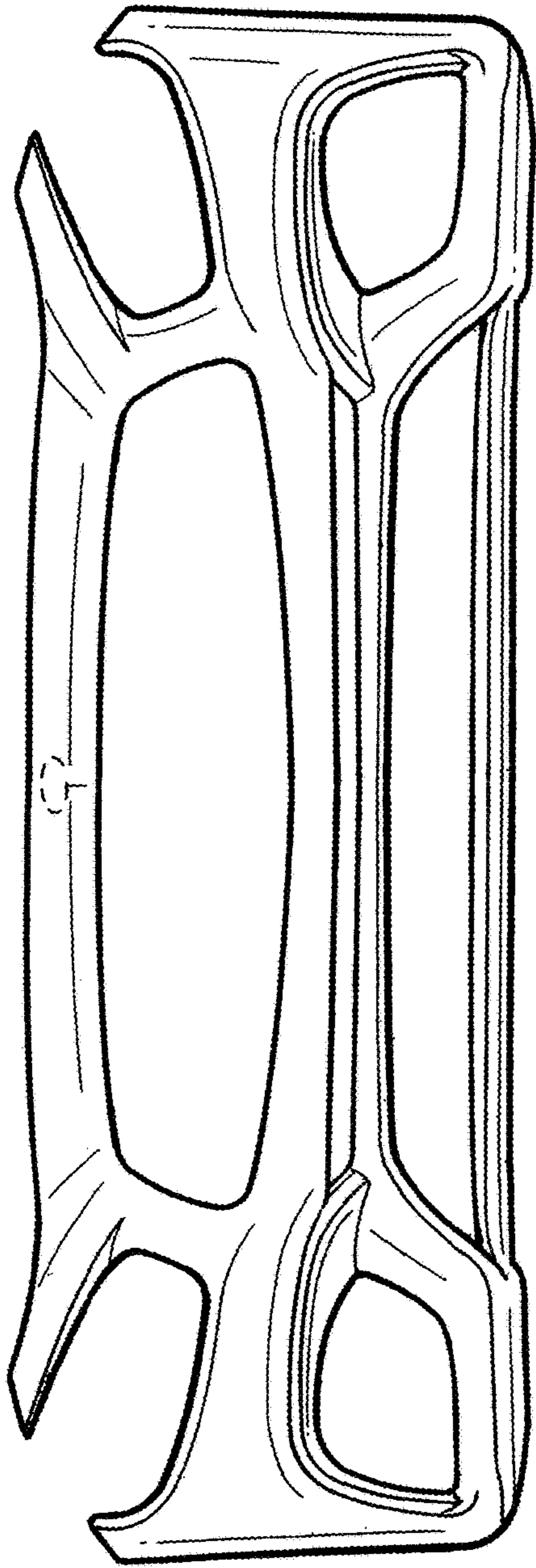


FIG. 2

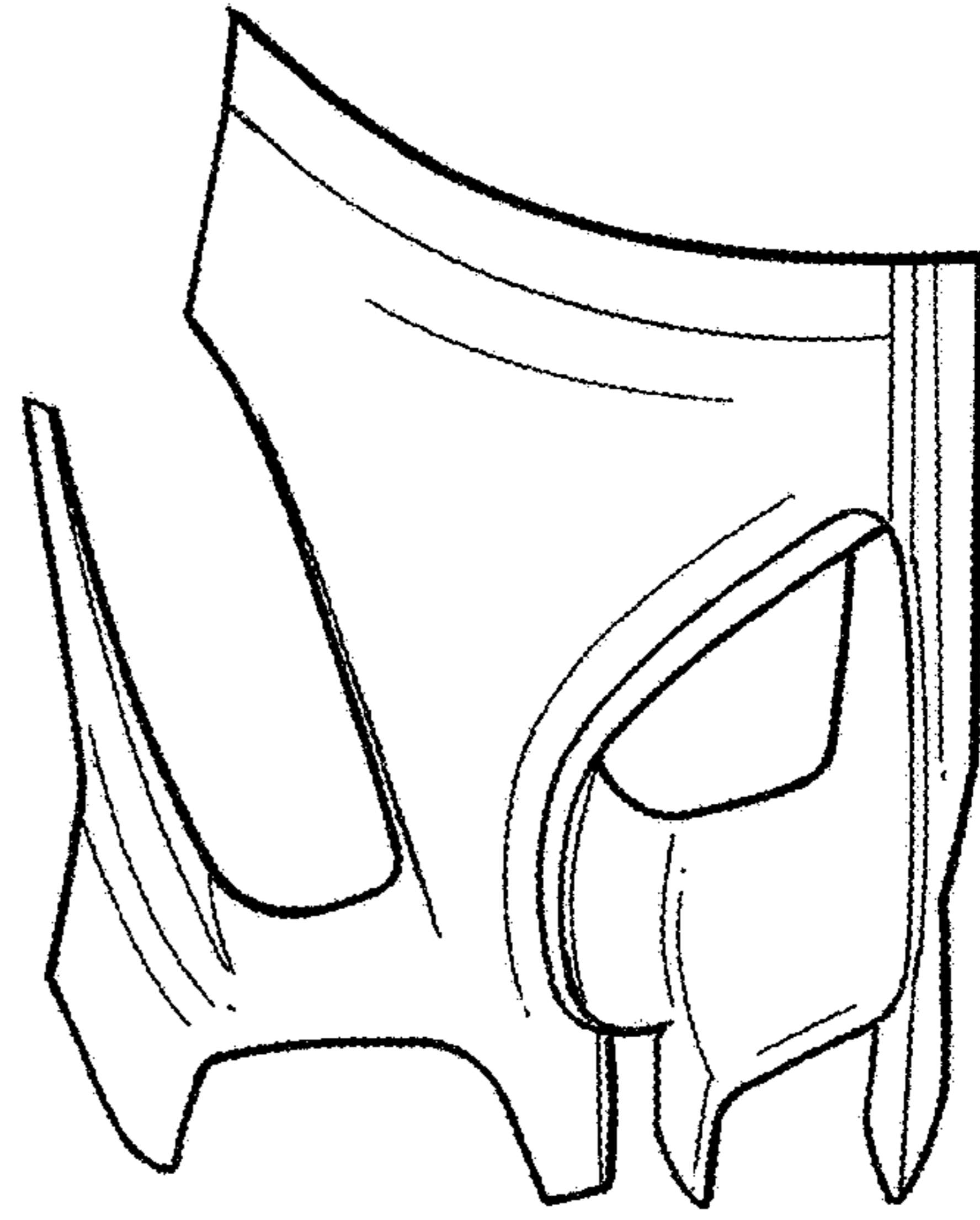


FIG. 3

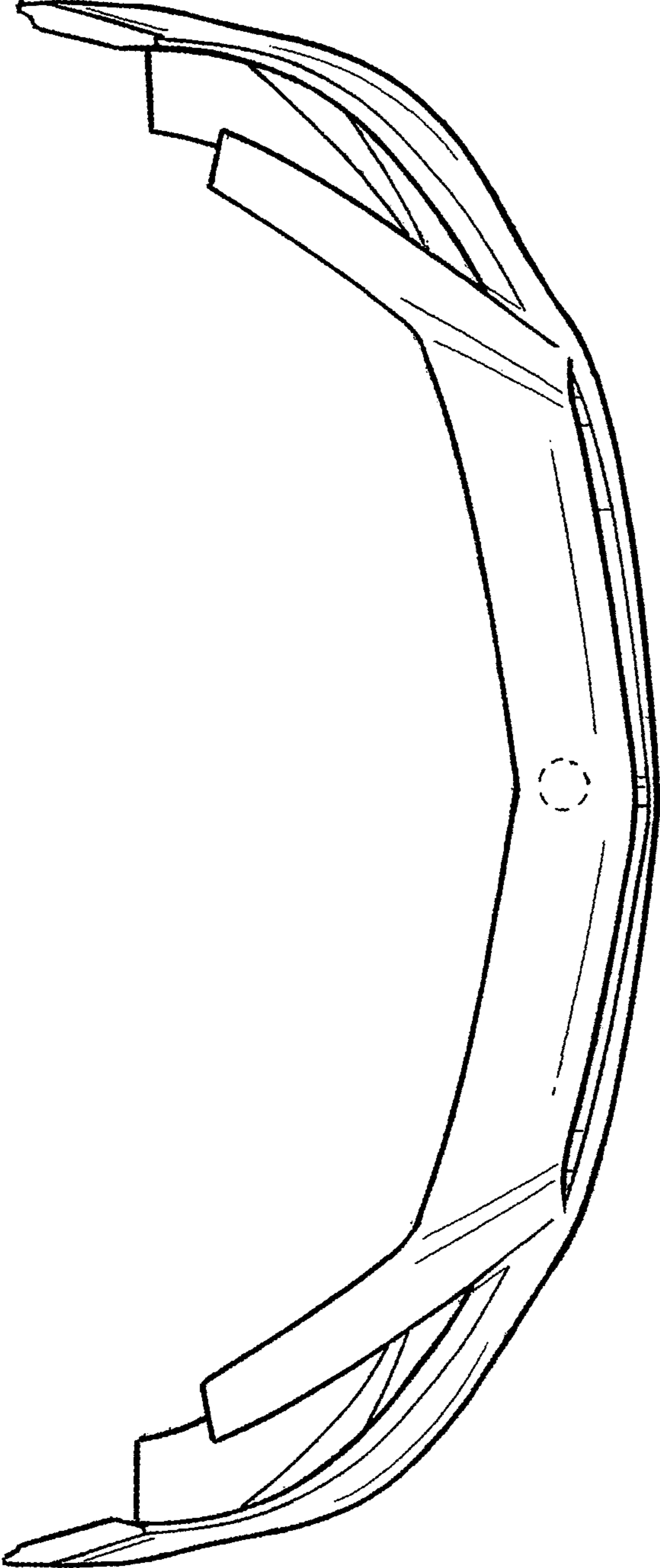


FIG. 4

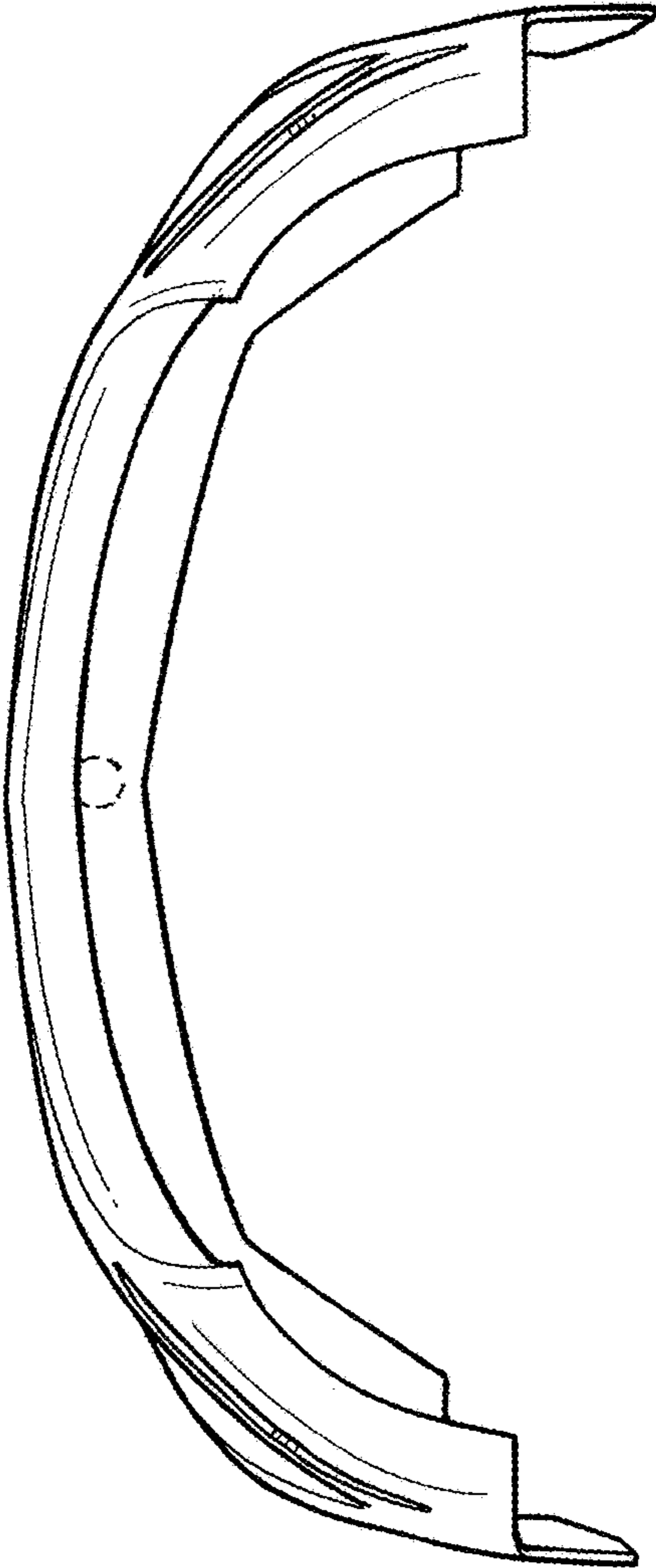


FIG. 5