



US00D786744S

(12) **United States Design Patent** (10) **Patent No.:** **US D786,744 S**
Nurnberger et al. (45) **Date of Patent:** **** May 16, 2017**

- (54) **AUTOMOBILE GRILLE OR REPRESENTATION THEREOF**
- (71) Applicant: **ASTON MARTIN LAGONDA LIMITED**, Warwickshire (GB)
- (72) Inventors: **Miles Nurnberger**, Warwickshire (GB); **Sam Holgate**, Warwickshire (GB)
- (73) Assignee: **ASTON MARTIN LAGONDA LIMITED**, Gaydon (GB)
- (**) Term: **15 Years**
- (21) Appl. No.: **29/561,847**
- (22) Filed: **Apr. 20, 2016**

Related U.S. Application Data

- (63) Continuation of application No. 29/472,845, filed on Nov. 15, 2013, now Pat. No. Des. 758,247.

Foreign Application Priority Data

- May 15, 2013 (EM) 002238055-0001
- May 15, 2013 (EM) 002238055-0002
- May 15, 2013 (EM) 002238055-0005
- May 16, 2013 (EM) 002238527-0001

- (51) **LOC (10) Cl.** **12-16**
- (52) **U.S. Cl.**
USPC **D12/163**

- (58) **Field of Classification Search**
USPC D12/86, 90, 91, 92, 163, 169, 196, 171, D12/216; D15/31; 180/68.1, 68.6; 293/103, 115, 117, 120, 193.1, 193.11
CPC . B60R 19/52; B60R 2019/525; B60K 11/085; B62D 25/084; H01Q 1/32
See application file for complete search history.

(56) **References Cited**

U.S. PATENT DOCUMENTS

6,921,117	B2 *	7/2005	Rackham	B60R 19/52 293/115
D539,709	S *	4/2007	Woodhouse	D12/163
D557,641	S *	12/2007	Davidson	D12/163
D585,340	S *	1/2009	Sinkwitz	D12/163
D602,409	S *	10/2009	Lamm	D12/163
D626,465	S *	11/2010	Thomas	D12/163
D687,348	S *	8/2013	Nurnberger	D12/92
D704,101	S *	5/2014	Beaven	D12/92
D704,601	S *	5/2014	Nurnberger	D12/163
D726,079	S *	4/2015	Reichman	D12/163
D727,804	S *	4/2015	Nurnberger	D12/163
D740,725	S *	10/2015	Payne	D12/163
2007/0182173	A1 *	8/2007	Shen	B60R 19/52 293/115

* cited by examiner

Primary Examiner — Darlington Ly

(74) *Attorney, Agent, or Firm* — Dorsey & Whitney LLP

(57) **CLAIM**

We claim the ornamental design for an automobile grille or representation thereof, as shown and described.

DESCRIPTION

FIG. 1 is a top-right, isometric view of an automobile grille or representation thereof in accordance with the present design.

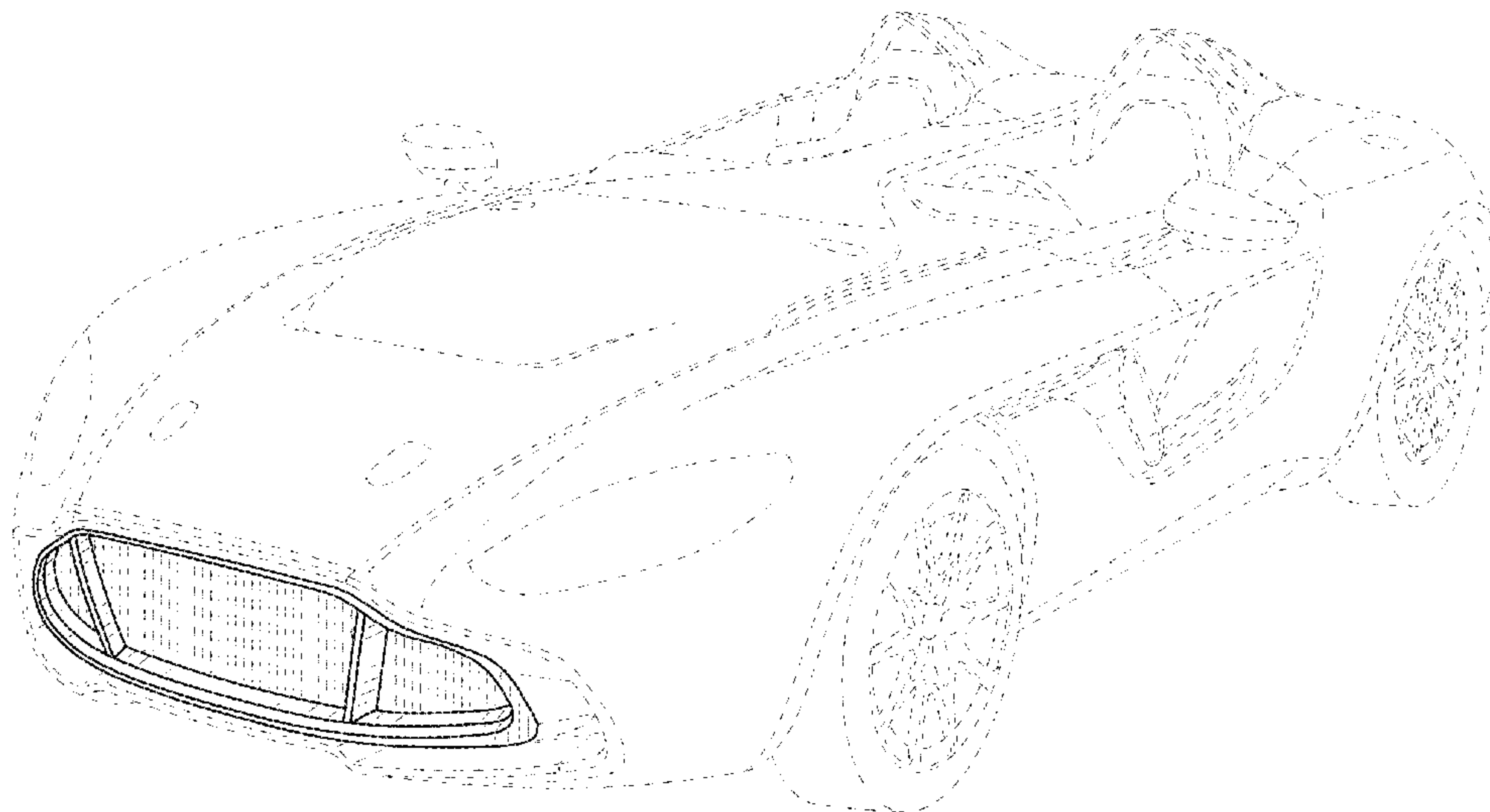
FIG. 2 is a right side elevation view thereof.

FIG. 3 is a left side elevation view thereof; and,

FIG. 4 is a front elevation view thereof.

The broken lines shown in the drawings are included for the purpose of illustrating portions of the automobile grille or representation thereof and environmental structure that form no part of the claimed design.

1 Claim, 4 Drawing Sheets



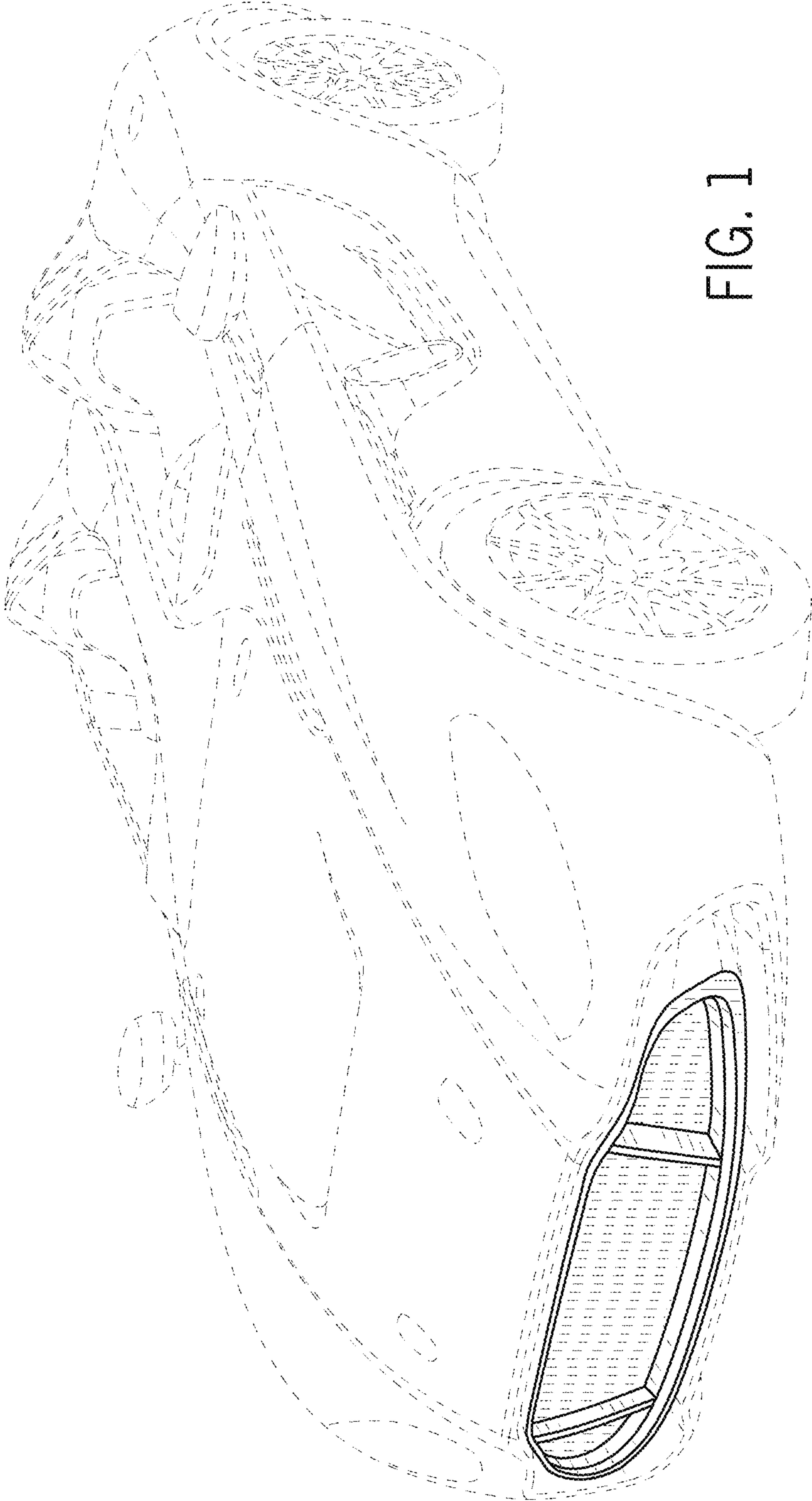


FIG. 1

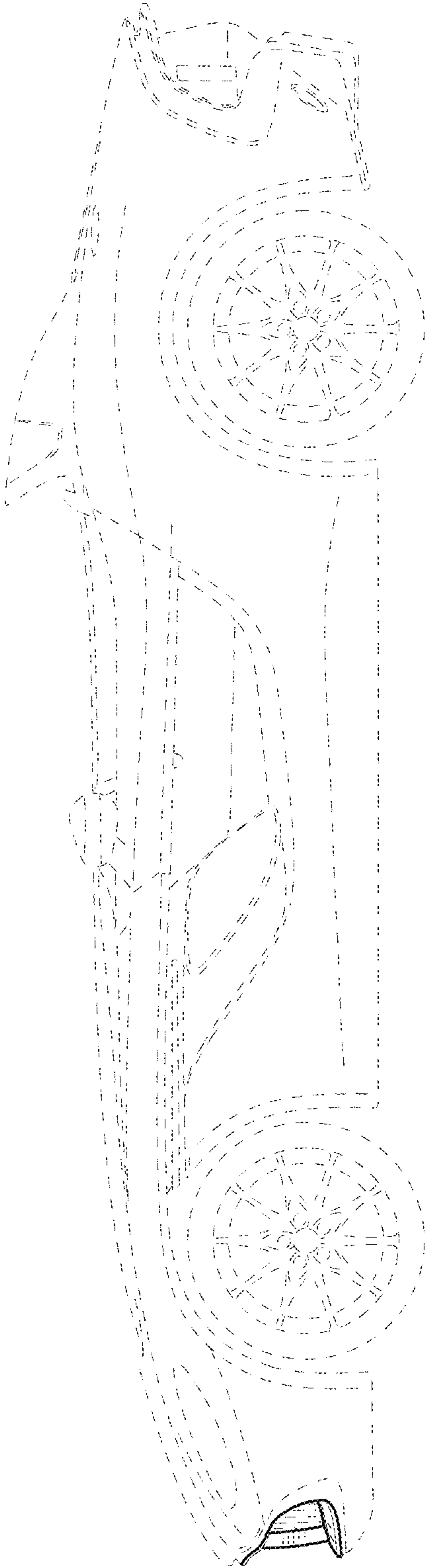


FIG. 2

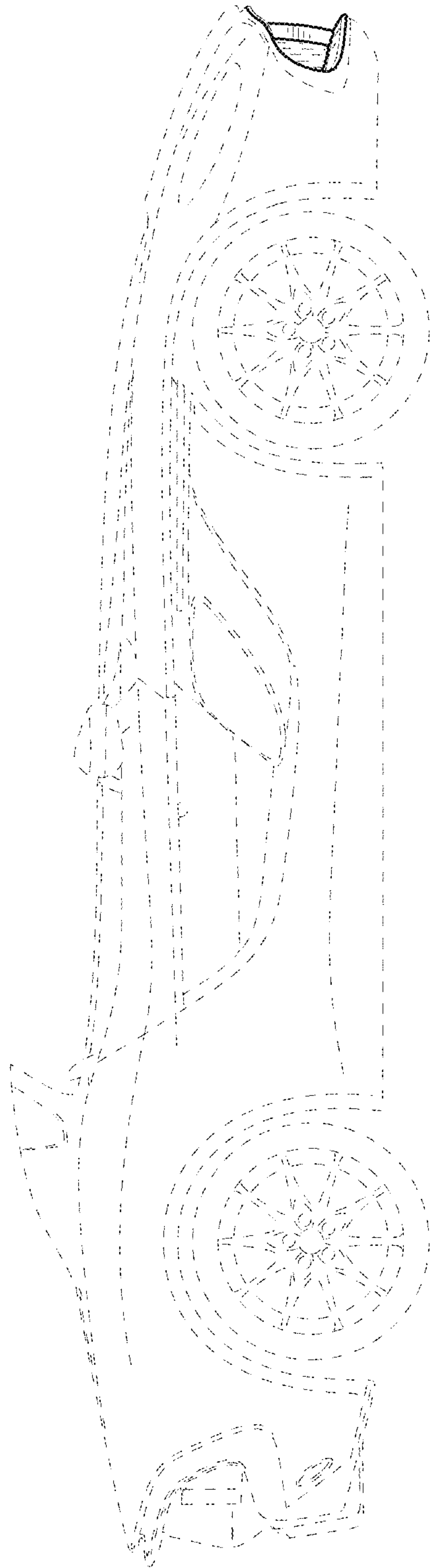


FIG. 3

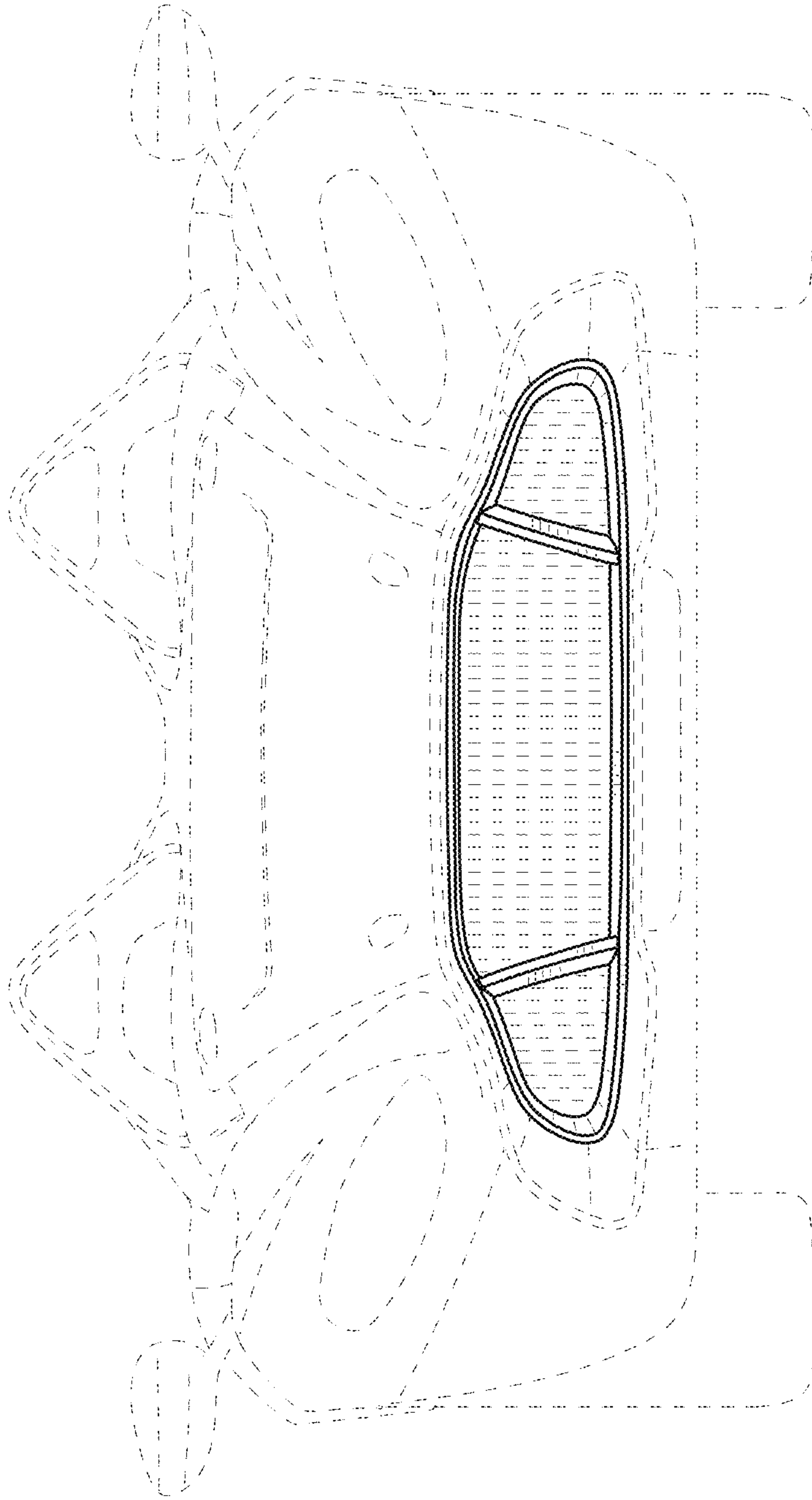


FIG. 4