



US00D786740S

(12) **United States Design Patent**  
**Abe et al.**

(10) **Patent No.:** **US D786,740 S**

(45) **Date of Patent:** **\*\* May 16, 2017**

(54) **ELECTRIC WHEELCHAIR**  
(71) Applicant: **HONDA MOTOR CO., LTD.**, Tokyo  
(JP)  
(72) Inventors: **Mitsuhiro Abe**, Wako (JP); **Kanna Goto**, Wako (JP); **Takahiko Torii**, Wako (JP)

D454,814 S \* 3/2002 Ou ..... D12/128  
D508,664 S \* 8/2005 Armstrong ..... D12/128  
D526,938 S \* 8/2006 Nagel ..... D12/128  
D530,650 S \* 10/2006 Azuma ..... D12/131  
D556,647 S 12/2007 Yamagishi  
D561,651 S \* 2/2008 Yamagishi ..... D12/131  
D608,255 S \* 1/2010 Arnell ..... D12/132

(73) Assignee: **HONDA MOTOR CO., LTD.**, Tokyo  
(JP)

FOREIGN PATENT DOCUMENTS  
JP 1284694 S 10/2006

(\*\*) Term: **15 Years**

(21) Appl. No.: **29/555,849**

OTHER PUBLICATIONS  
Japanese Official Action dated Jan. 6, 2016, issued in counterpart application No. 2015-019020. (1 page).

(22) Filed: **Feb. 25, 2016**

\* cited by examiner

(30) **Foreign Application Priority Data**

Aug. 28, 2015 (JP) ..... 2015-019020

(51) **LOC (10) Cl.** ..... **12-12**

(52) **U.S. Cl.**  
USPC ..... **D12/128**

(58) **Field of Classification Search**  
USPC ..... D12/128-133  
CPC ..... A61G 5/04; A61G 5/041-5/047; A61G 2005/048  
See application file for complete search history.

*Primary Examiner* — Charles Hanson  
(74) *Attorney, Agent, or Firm* — Westerman, Hattori, Daniels & Adrian, LLP

(57) **CLAIM**  
The ornamental design for an electric wheelchair, as shown and described.

(56) **References Cited**

U.S. PATENT DOCUMENTS

5,171,055 A \* 12/1992 Hutchison ..... B60N 2/01508  
248/429  
D401,190 S \* 11/1998 Krause ..... D12/128  
D409,121 S \* 5/1999 Imai ..... D12/131

**DESCRIPTION**

FIG. 1 is a front view of an electric wheelchair;  
FIG. 2 is a rear view thereof;  
FIG. 3 is a plan view thereof;  
FIG. 4 is a right side view thereof;  
FIG. 5 is a front perspective view as seen from the right upper side thereof; and,  
FIG. 6 is a rear perspective view as seen from the right upper side thereof.  
The broken lines form no part of the claimed design.

**1 Claim, 3 Drawing Sheets**

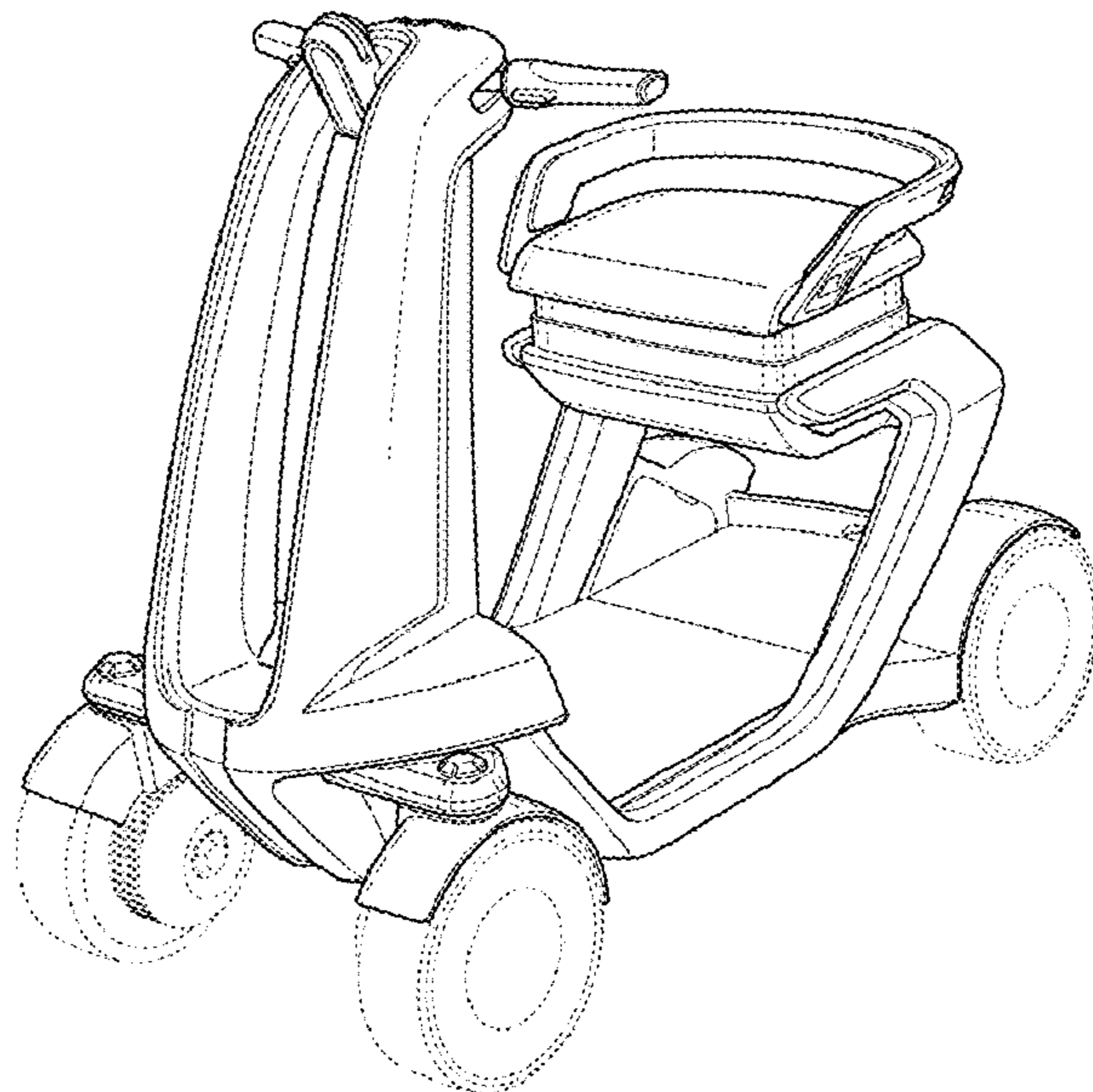


FIG.1

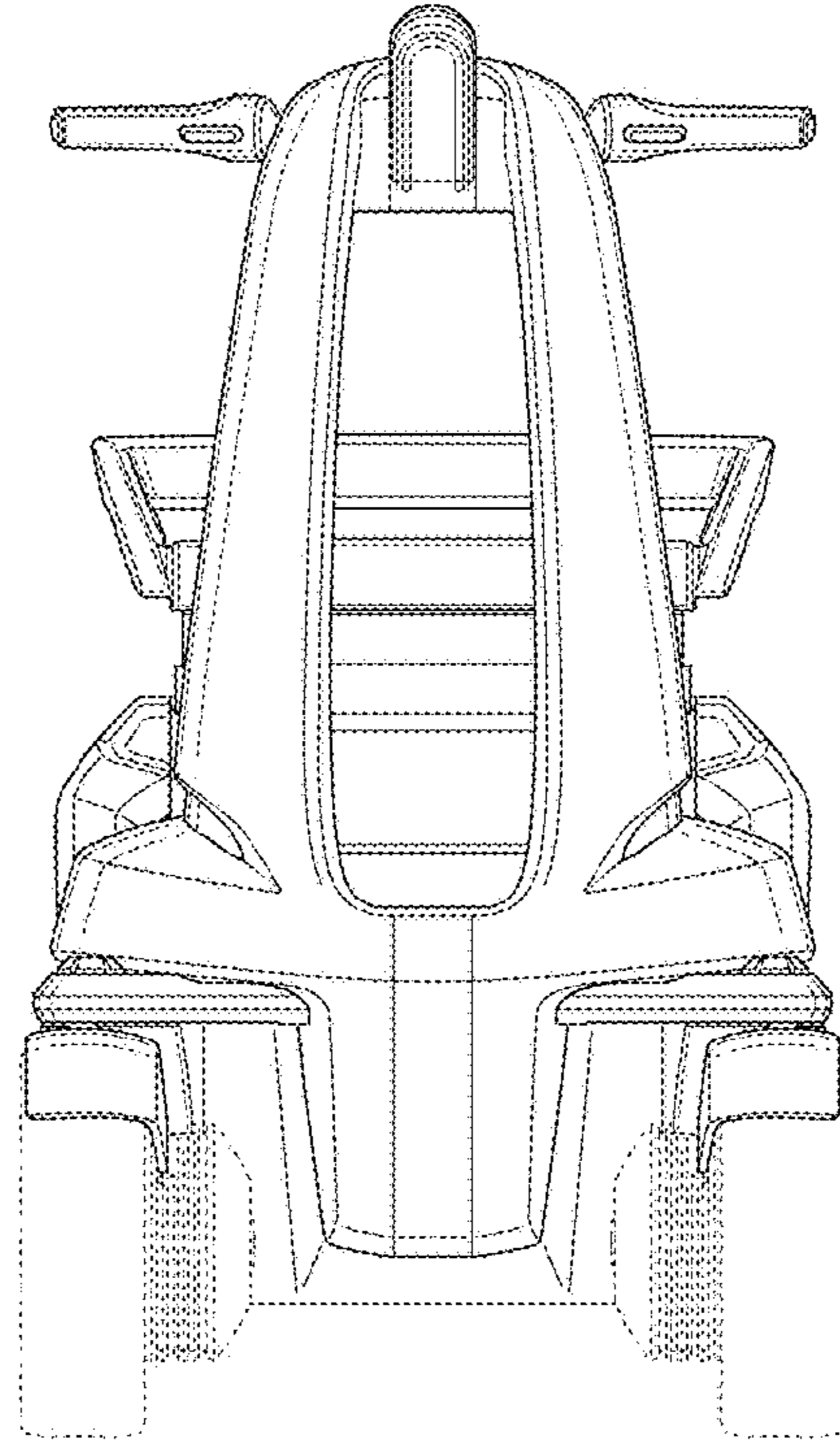


FIG.2

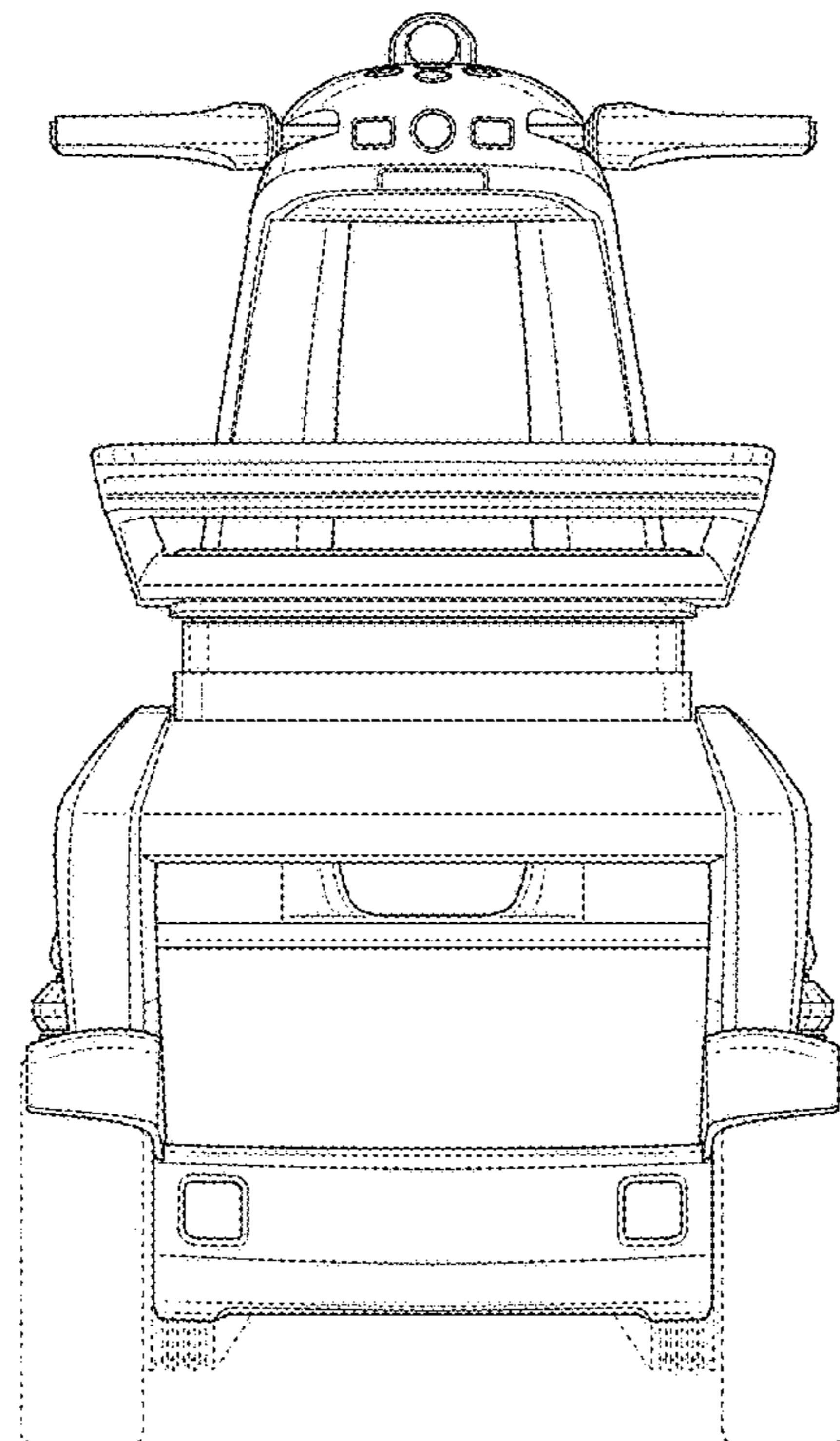


FIG.3

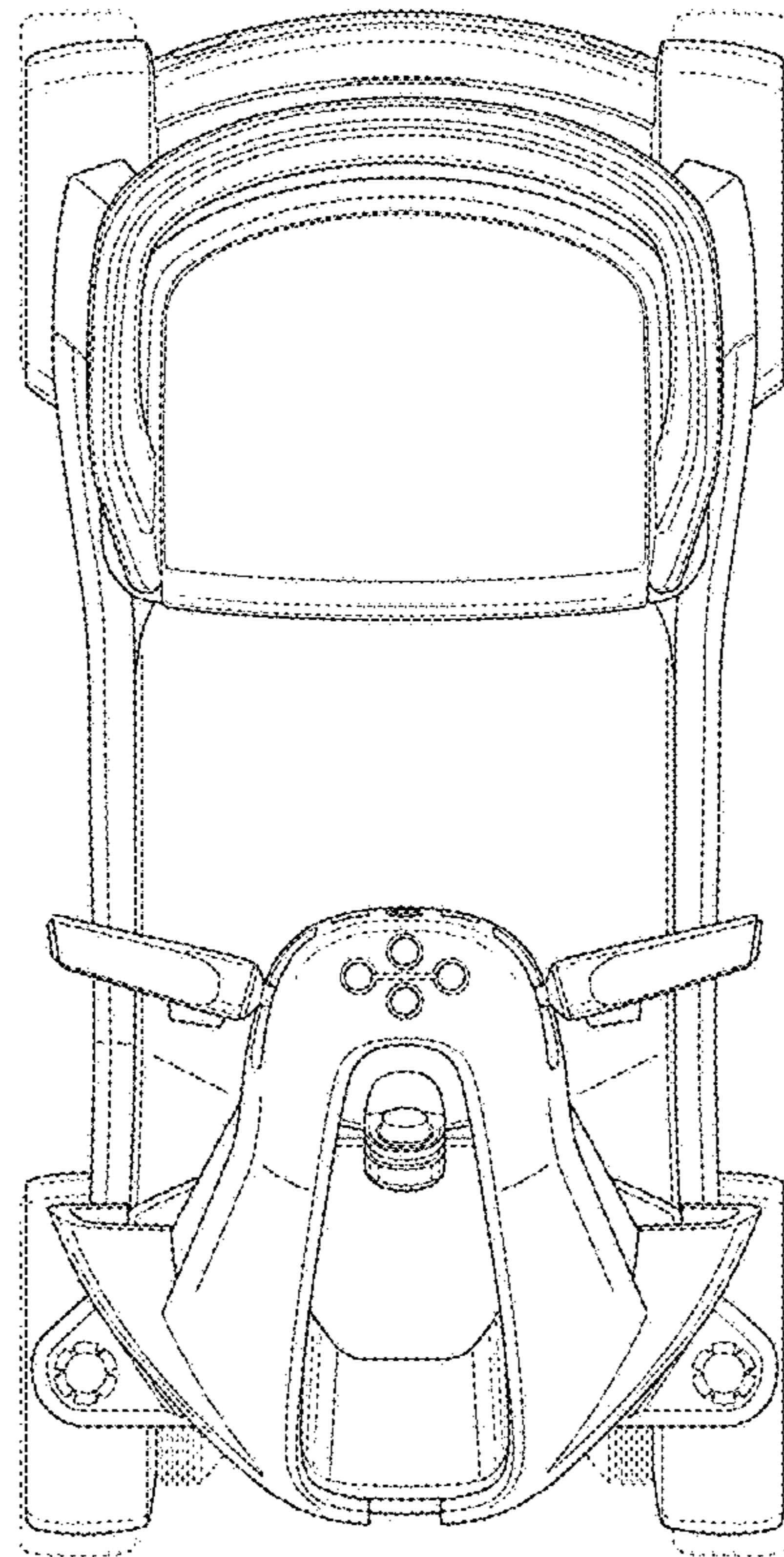


FIG.4

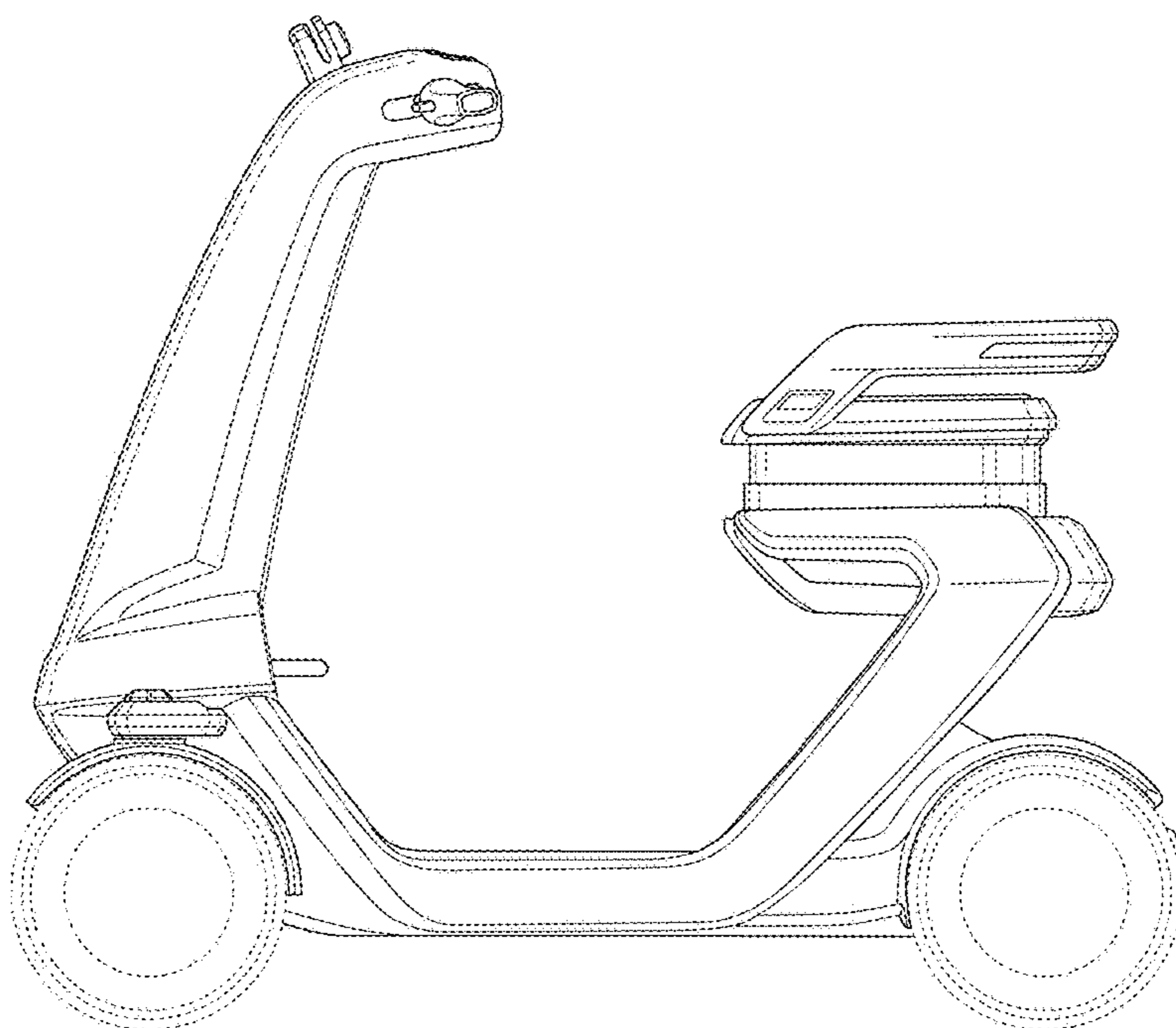


FIG.5




FIG.6

