



US00D786729S

(12) **United States Design Patent** (10) **Patent No.:** **US D786,729 S**  
**Leigh-Bramwell et al.** (45) **Date of Patent:** **\*\* May 16, 2017**

(54) **TIDAL CLOCK**

(71) Applicant: **Bramwell Brown Limited**, London (GB)  
(72) Inventors: **Rob Leigh-Bramwell**, London (GB); **Sarah Leigh Bramwell**, London (GB)  
(73) Assignee: **Bramwell Brown Limited**, London (GB)

(\*\*) Term: **15 Years**

(21) Appl. No.: **29/540,564**

(22) Filed: **Sep. 25, 2015**

(51) **LOC (10) Cl.** ..... **04-07**

(52) **U.S. Cl.**  
USPC ..... **D10/126; D10/103**

(58) **Field of Classification Search**  
USPC ..... D10/30-39, 122-132, 1-29, 40, 41, 50, D10/52, 55-57, 60, 85, 99-103; 73/1.02, 73/1.06, 1.42, 1.43, 1.49, 1.52, 1.57  
CPC ..... G04B 19/00; G04B 19/06; G04B 19/065; G04B 19/08; G04B 19/10; G04B 19/106; G04B 19/26; G04B 19/262; G04B 19/268  
See application file for complete search history.

(56) **References Cited**

**U.S. PATENT DOCUMENTS**

D16,989 S \* 11/1886 Upton ..... D10/126  
D24,755 S \* 10/1895 Benton ..... D10/103  
D32,683 S \* 5/1900 Baldwin ..... D10/1  
2,099,958 A \* 11/1937 Herold ..... G09F 23/00  
374/194  
D109,639 S \* 5/1938 Gunn ..... D10/103  
D222,784 S \* 12/1971 Kurth ..... D10/39  
3,842,590 A \* 10/1974 Kato ..... G04B 47/003  
368/319

(Continued)

**FOREIGN PATENT DOCUMENTS**

WO WO 2015193665 A2 \* 12/2015

**OTHER PUBLICATIONS**

Bramwell Brown, Small Tide Clock, as posted at BramwellBrown.com [online], posting date not available [site visited Oct. 18, 2016]. Available from Internet, <https://bramwellbrown.com/products/tide-clock-small>.\*

*Primary Examiner* — Jeffrey D Asch

*Assistant Examiner* — Rebekah A Caruso

(74) *Attorney, Agent, or Firm* — Beyer Law Group LLP

(57) **CLAIM**

We claim the ornamental design for a tidal clock, as shown and described.

**DESCRIPTION**

FIG. 1 is a perspective view of a tidal clock showing a clock face embodying our new design.

FIG. 2 is a front view of the tidal clock showing a clock face in a first tidal state.

FIG. 3 is a front view of the tidal clock showing a clock face in a second tidal state.

FIG. 4 is a front view of the tidal clock showing a clock face in a third tidal state; and,

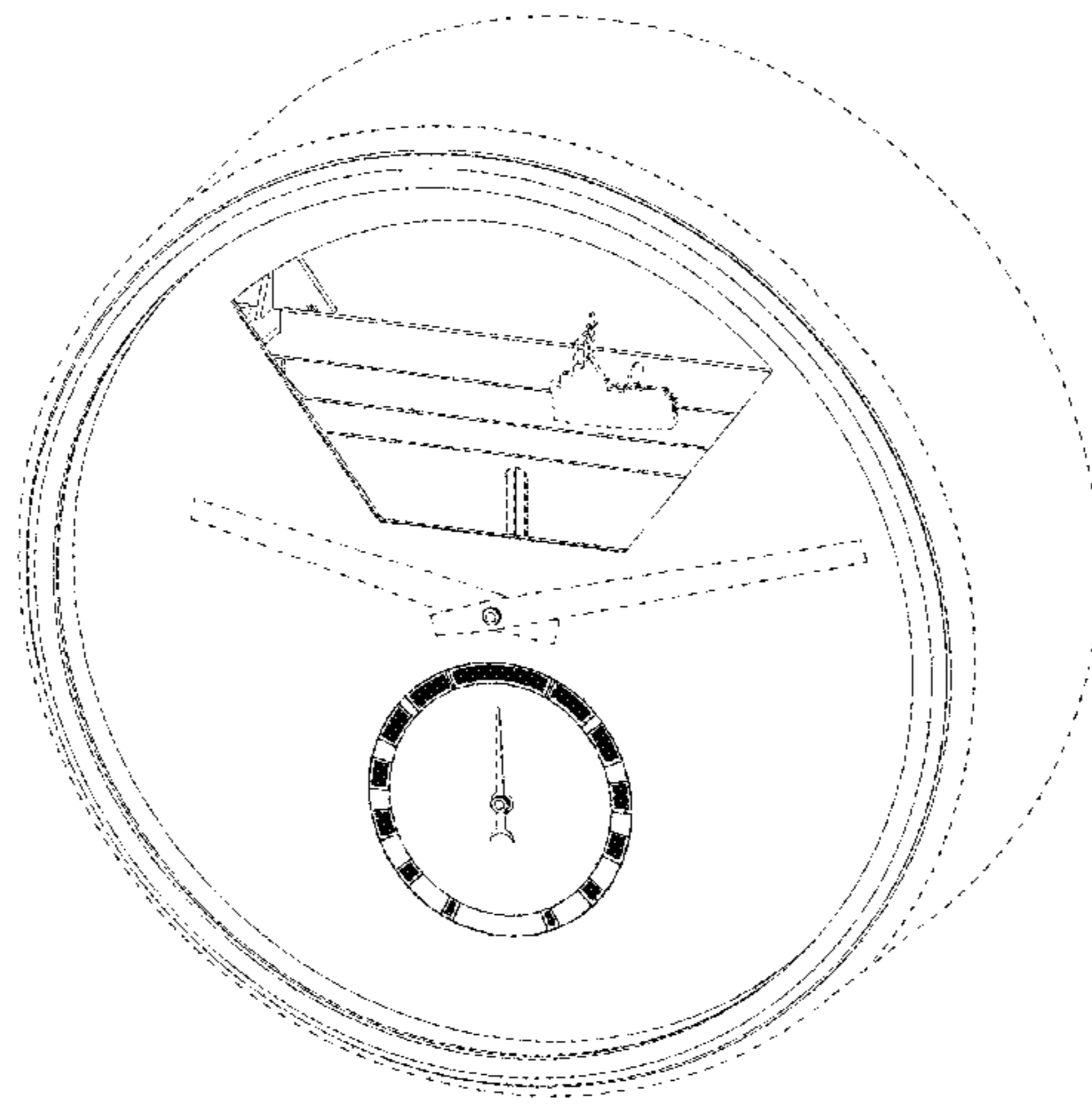
FIG. 5 is a front view of the tidal clock showing a clock face in a fourth tidal state.

The broken lines in the drawing are for illustrative purposes only and form no part of the claimed design.

The needle on the dial on the clock face is independently moveable and several representative settings are shown, however the illustrated positions of the needle are intended to be representative of numerous possible relative needle positions depending on tidal conditions. The four tidal states depicted in FIGS. 2-5 represent different positions indicating different states of the same design.

The graphic content shown in broken lines within the window is included for the purpose of illustrating possible tide related imagery that may be displayed within the window but forms no part of the claimed design.

**1 Claim, 5 Drawing Sheets**



(56)

**References Cited**

U.S. PATENT DOCUMENTS

D236,192	S *	8/1975	Braconnier .....	D10/124
4,849,949	A *	7/1989	Voth .....	G04B 19/266 368/19
D376,108	S *	12/1996	Joergensen .....	D10/40
D517,432	S *	3/2006	Laucella .....	D10/39
D531,923	S *	11/2006	Kume .....	D10/126
D539,688	S *	4/2007	Bolt .....	D10/126
D577,304	S *	9/2008	Behling .....	D10/126
D578,920	S *	10/2008	Behling .....	D10/126
D580,809	S *	11/2008	Inoue .....	D10/126
D625,639	S *	10/2010	Kamata .....	D10/126
D650,710	S *	12/2011	Laucella .....	D10/39
8,179,744	B2 *	5/2012	Laucella .....	G04B 19/02 368/110
D664,052	S *	7/2012	High .....	D10/57
D686,093	S *	7/2013	Wright .....	D10/40
D706,661	S *	6/2014	Boyer .....	D10/102
D736,654	S *	8/2015	Monachon .....	D10/126
D752,467	S *	3/2016	Schneider .....	D10/126
D752,468	S *	3/2016	Schneider .....	D10/126
9,304,229	B2 *	4/2016	Shannon .....	G01W 1/02
D761,680	S *	7/2016	Plange .....	D10/126
9,383,724	B2 *	7/2016	Rebetez .....	G04B 19/253
2014/0104991	A1 *	4/2014	Rochat .....	G04F 7/0866 368/11

\* cited by examiner

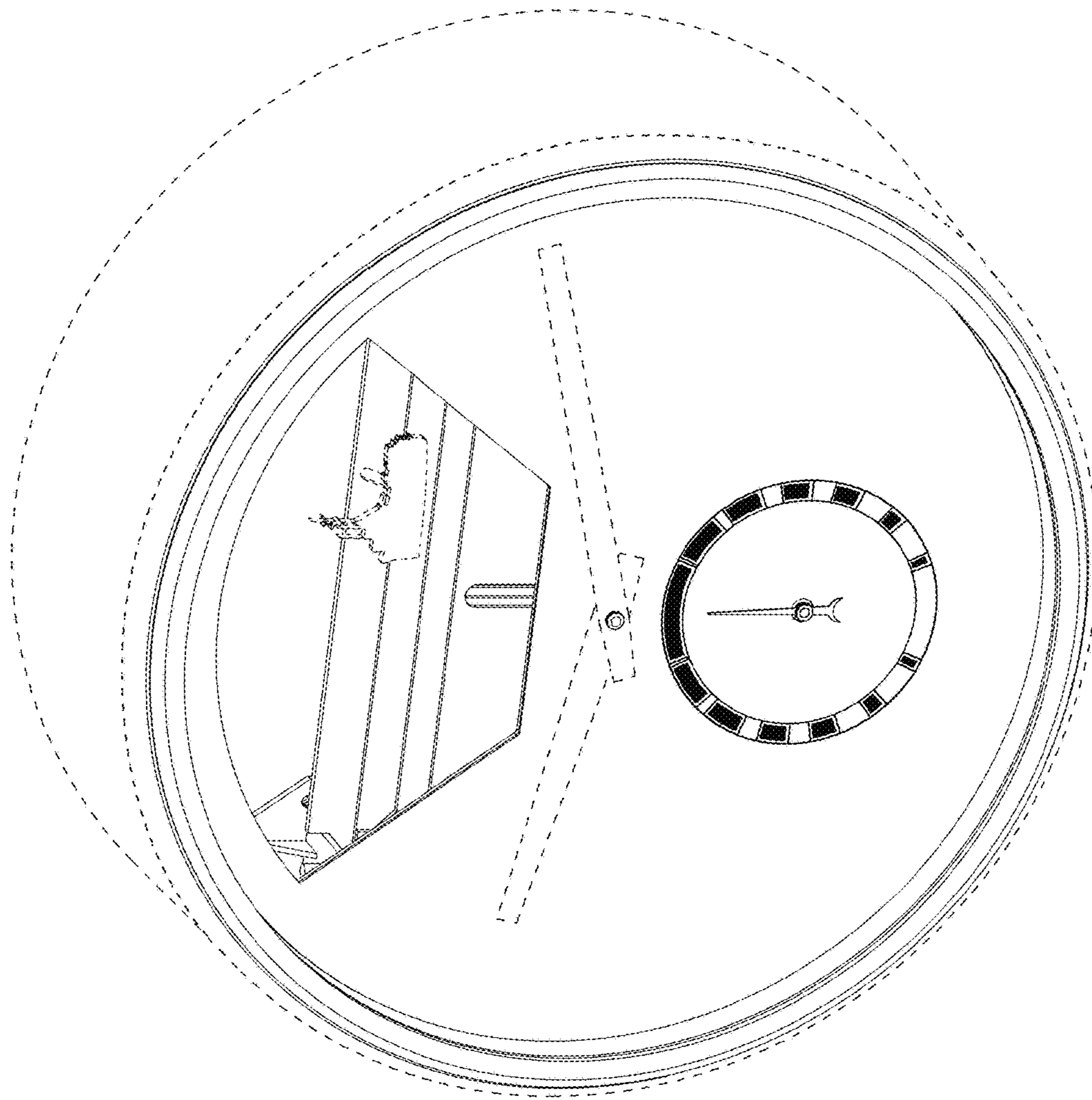


FIG. 1

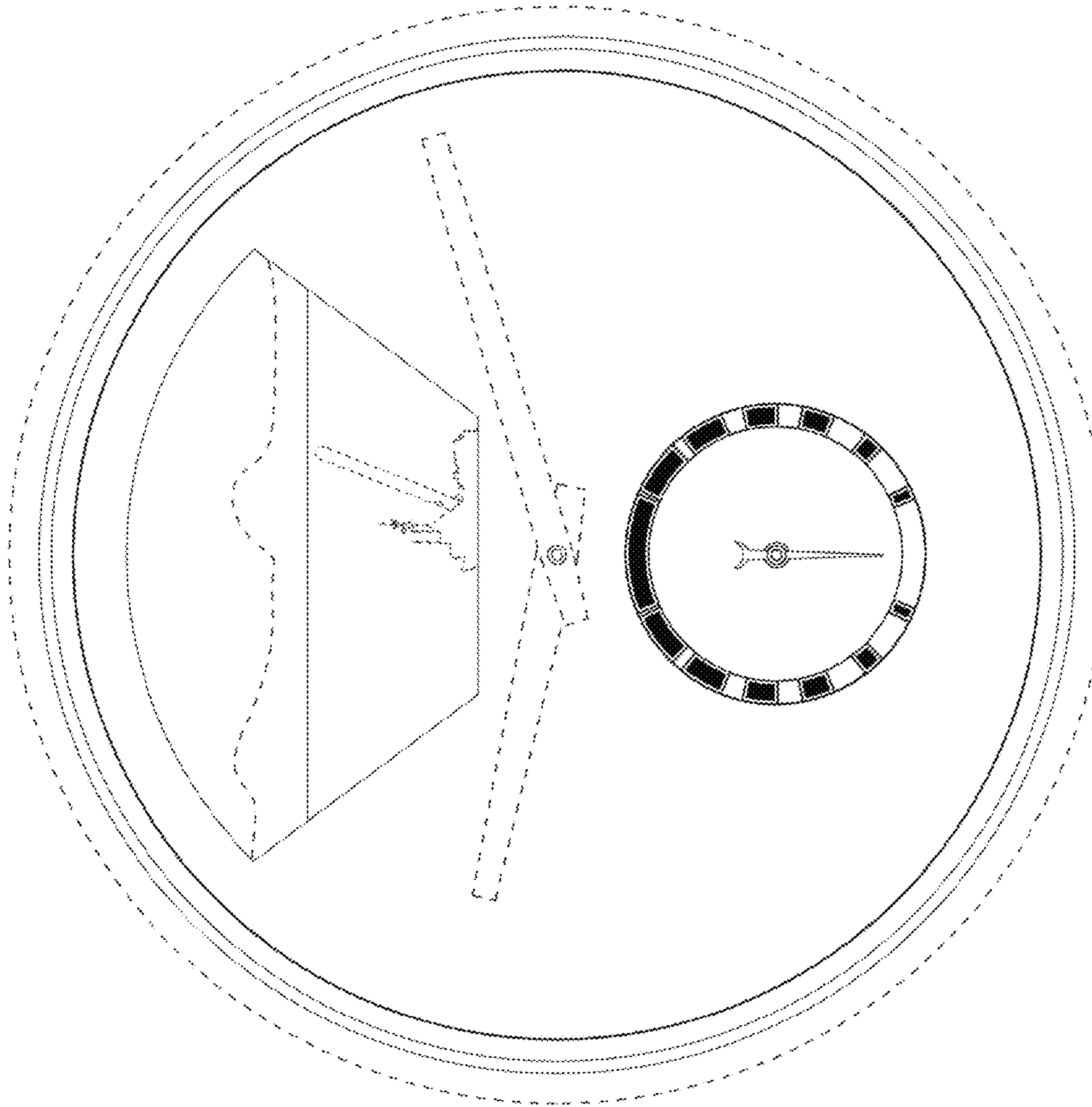


FIG. 2

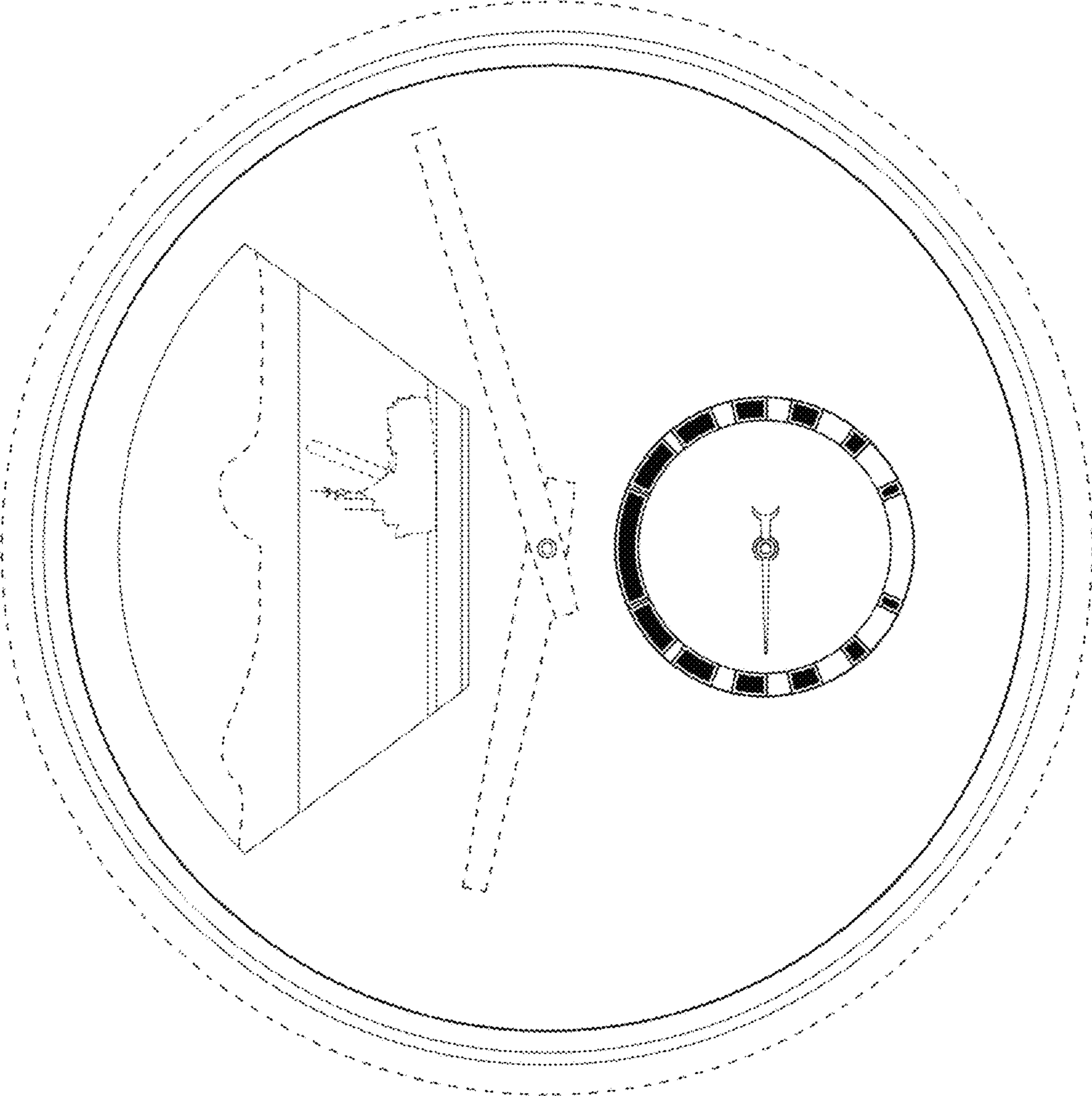


FIG. 3

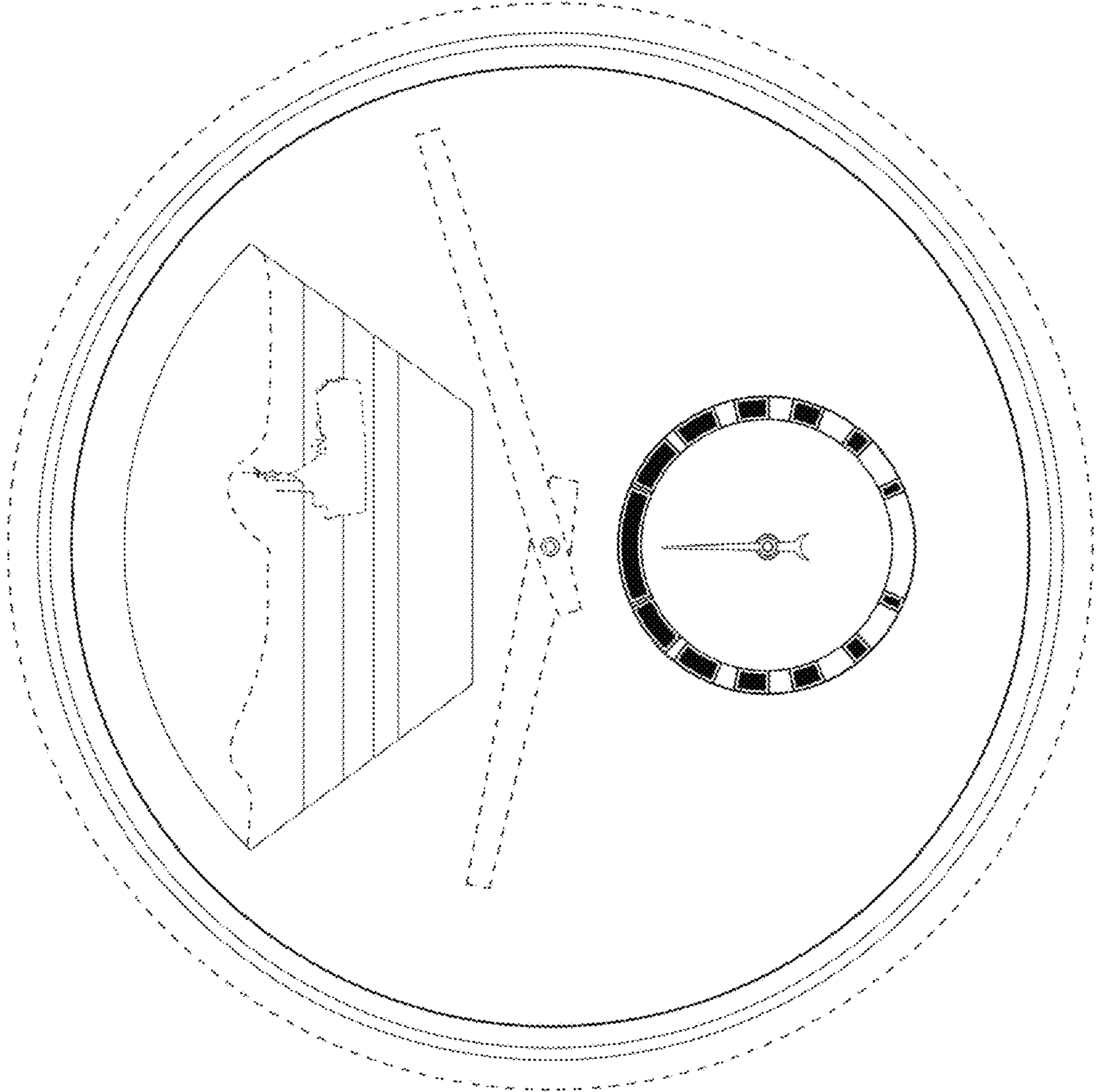


FIG. 4

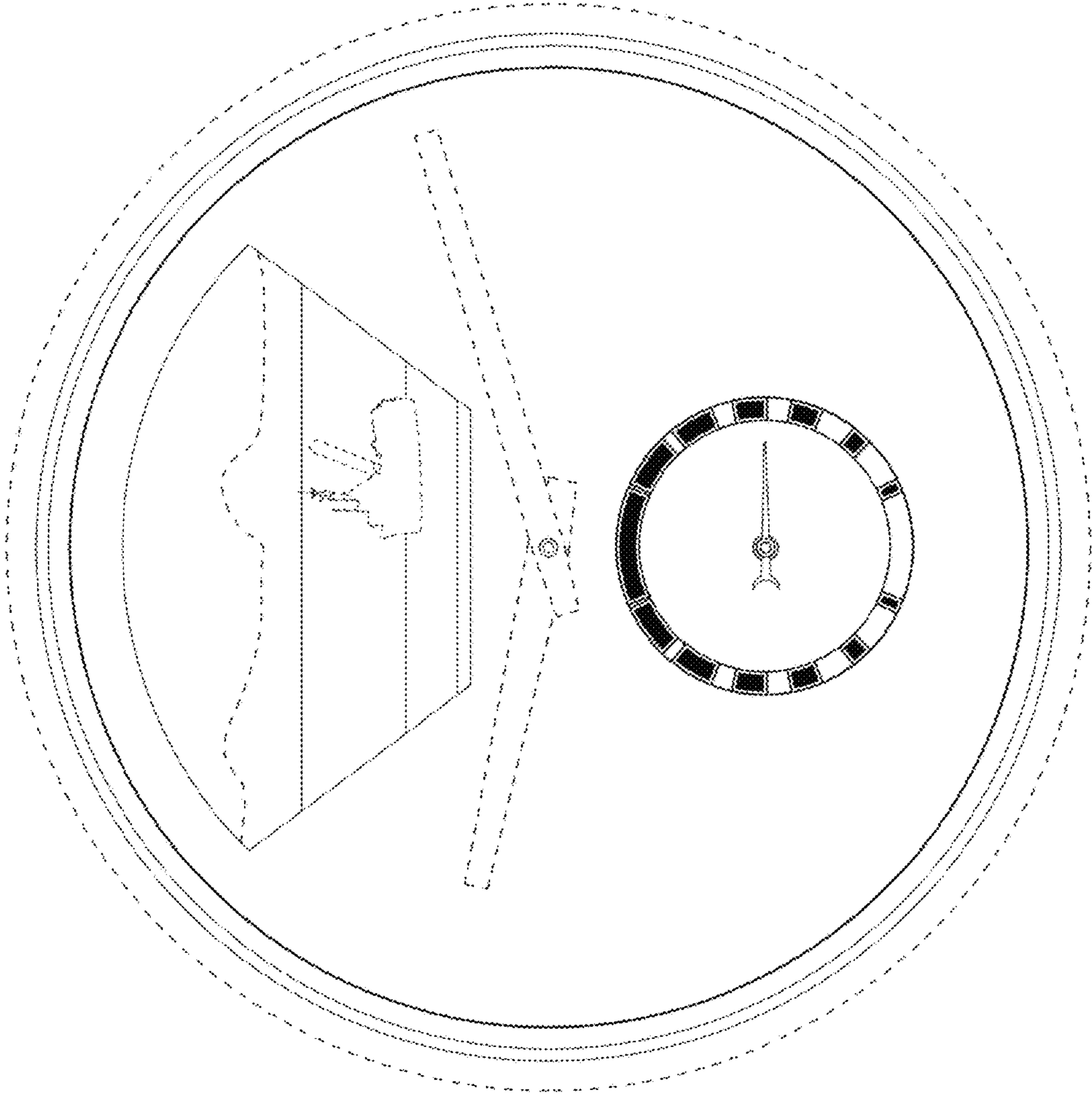


FIG. 5