



US00D786705S

(12) **United States Design Patent** (10) **Patent No.:** **US D786,705 S**  
**Babcock et al.** (45) **Date of Patent:** **\*\* May 16, 2017**

(54) **WATCH**

- (71) Applicant: **Nixon Inc.**, Encinitas, CA (US)
- (72) Inventors: **Joseph Babcock**, Encinitas, CA (US);  
**Tyson White**, Encinitas, CA (US)
- (73) Assignee: **Nixon Inc.**, Encinitas, CA (US)
- (\*\*) Term: **15 Years**
- (21) Appl. No.: **29/549,796**
- (22) Filed: **Dec. 28, 2015**

**Related U.S. Application Data**

- (63) Continuation of application No. 29/498,268, filed on Aug. 1, 2014, now abandoned.
- (51) **LOC (10) Cl.** ..... **10-02**
- (52) **U.S. Cl.**  
USPC ..... **D10/38**; D10/30
- (58) **Field of Classification Search**  
USPC ..... D10/1-29, 30-39, 122-132  
CPC ..... G04B 19/00; G04B 19/24; G04B 37/00;  
G04B 37/008; G04B 37/0058; G04B  
37/08; G04B 37/081; G04B 19/14; G04B  
19/18; G04B 37/1486; G04B 47/00;  
G04B 47/04;

(Continued)

(56) **References Cited**

**U.S. PATENT DOCUMENTS**

- 2,385,234 A \* 9/1945 Schmitz ..... G04B 3/045  
368/288
- D172,442 S \* 6/1954 Richter ..... D10/39  
(Continued)

**FOREIGN PATENT DOCUMENTS**

- FR 2596885 A3 \* 10/1987 ..... G04B 19/24
- WO 9508140 A1 \* 3/1995 ..... G04B 19/23

**OTHER PUBLICATIONS**

Amazon, Nixon Kensington Summer 2015, posted on Aug. 29, 2015, [online], [visited on Nov. 4, 2016]. Available from Internet: URL: <https://www.amazon.co.uk/Nixon-NIXON-Kensington-Summer-2015/dp/B00WUAEQQC/ref=pd\_sim\_200\_4?\_encoding=UTF8&psc=1&refRID=MK2H07QE8TNH54S9TRXE>.\*

*Primary Examiner* — Sheryl Lane  
*Assistant Examiner* — Samantha Wood  
(74) *Attorney, Agent, or Firm* — Torrey Pines Law Group, PC; Kevin Buckley

(57) **CLAIM**

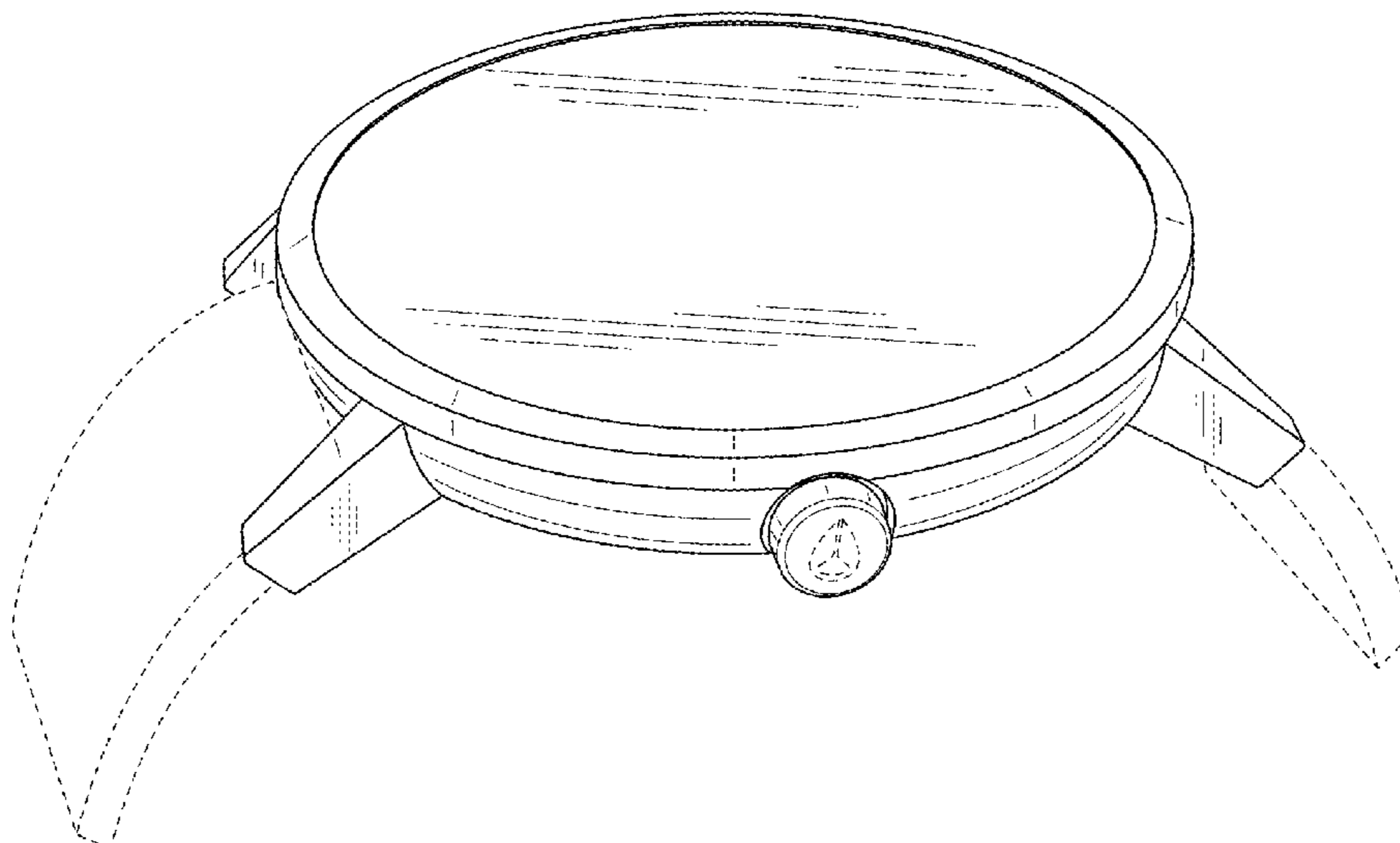
The ornamental design for a watch, as shown and described.

**DESCRIPTION**

FIG. 1 is a front left perspective view of the watch according to an embodiment;  
FIG. 2 is a rear left perspective view of the watch illustrated in FIG. 1;  
FIG. 3 is a top view of the watch illustrated in FIG. 1;  
FIG. 4 is a bottom view of the watch illustrated in FIG. 1;  
FIG. 5 is a light side view of the watch illustrated in FIG. 1;  
FIG. 6 is a left side view of the watch illustrated in FIG. 1;  
FIG. 7 is a rear view of the watch illustrated in FIG. 1;  
FIG. 8 is a front view of the watch illustrated in FIG. 1;  
FIG. 9 is an alternative left perspective view of the watch illustrated in FIG. 1; and,  
FIG. 10 is an alternative top view of the watch illustrated in FIG. 1.

The broken lines immediately adjacent the shaded areas represent the bounds of the claimed design while all other broken lines are directed to environment and are for illustrative purposes only; the broken lines form no part of the claimed design. The broken line showing of the watch band is included for the purpose of illustrating the environmental structure and forms no part of the claimed design.

**1 Claim, 9 Drawing Sheets**



(58) **Field of Classification Search**

CPC .... G04B 45/0069; G04B 19/30; G04B 19/22;  
G04B 19/04; A44C 5/00; A44C 5/02

See application file for complete search history.

(56) **References Cited**

U.S. PATENT DOCUMENTS

D178,770	S	*	9/1956	Doarwald	.....	D10/39
D186,180	S	*	9/1959	Diamond	.....	D10/39
4,995,023	A	*	2/1991	Muller	.....	G04B 37/0008
						368/276
D325,702	S	*	4/1992	Chodat	.....	D10/30
D447,063	S	*	8/2001	Scheufele	.....	D10/30
D587,139	S	*	2/2009	Armani	.....	D10/30
D622,167	S	*	8/2010	Jorst	.....	D10/39
D624,443	S	*	9/2010	Cerrato	.....	D10/38
D645,361	S	*	9/2011	Parmigiani	.....	D10/38
D645,766	S	*	9/2011	Bertucci	.....	D10/38
D671,429	S	*	11/2012	Parmigiani	.....	D10/38
D678,081	S	*	3/2013	Cabiddu	.....	D10/38
D694,655	S	*	12/2013	Rufenacht	.....	D10/38
D713,269	S	*	9/2014	Rapko	.....	D10/30
D755,178	S	*	5/2016	Solomon	.....	D10/38
D770,306	S	*	11/2016	Voirin	.....	D10/30

\* cited by examiner

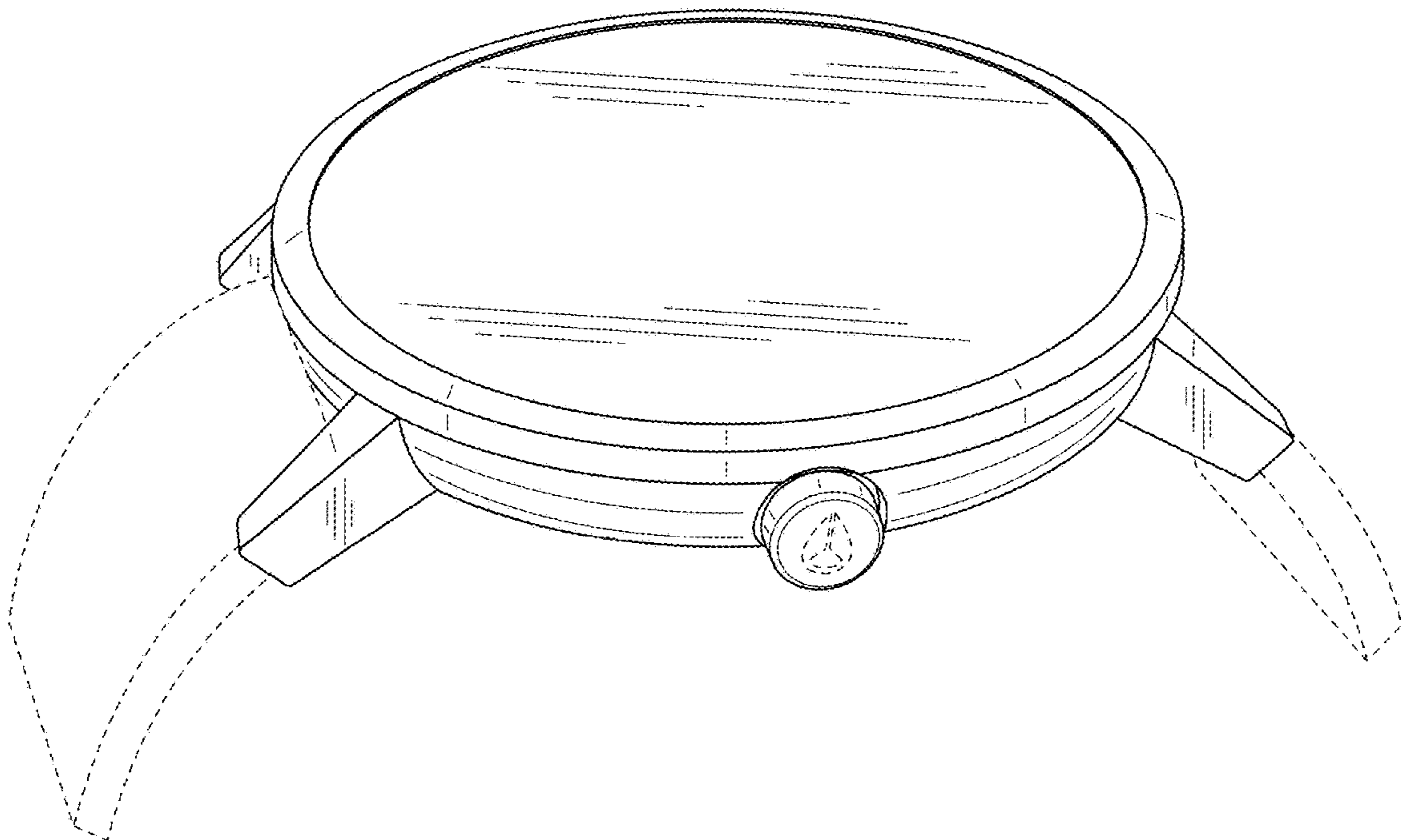


FIG. 1

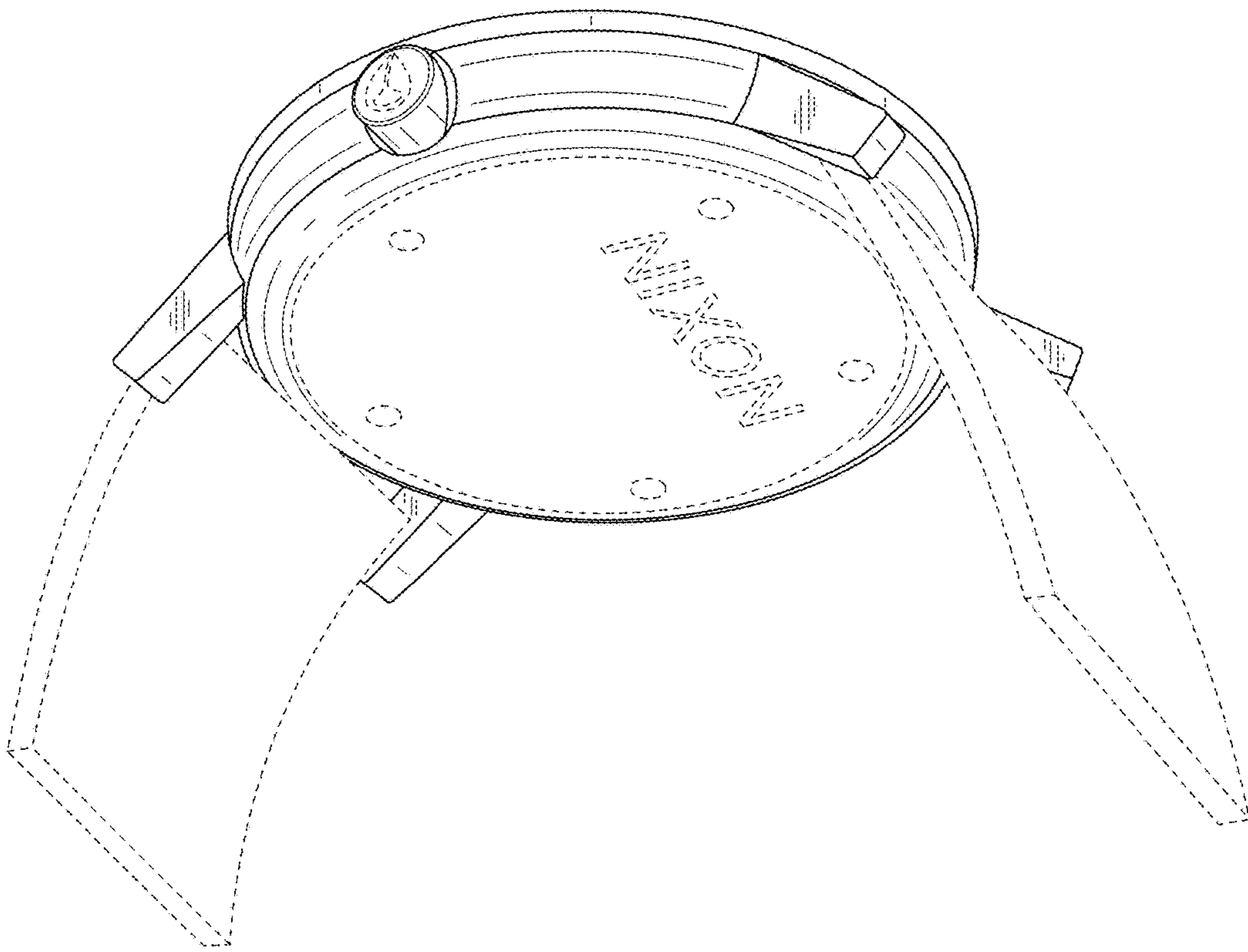


FIG. 2

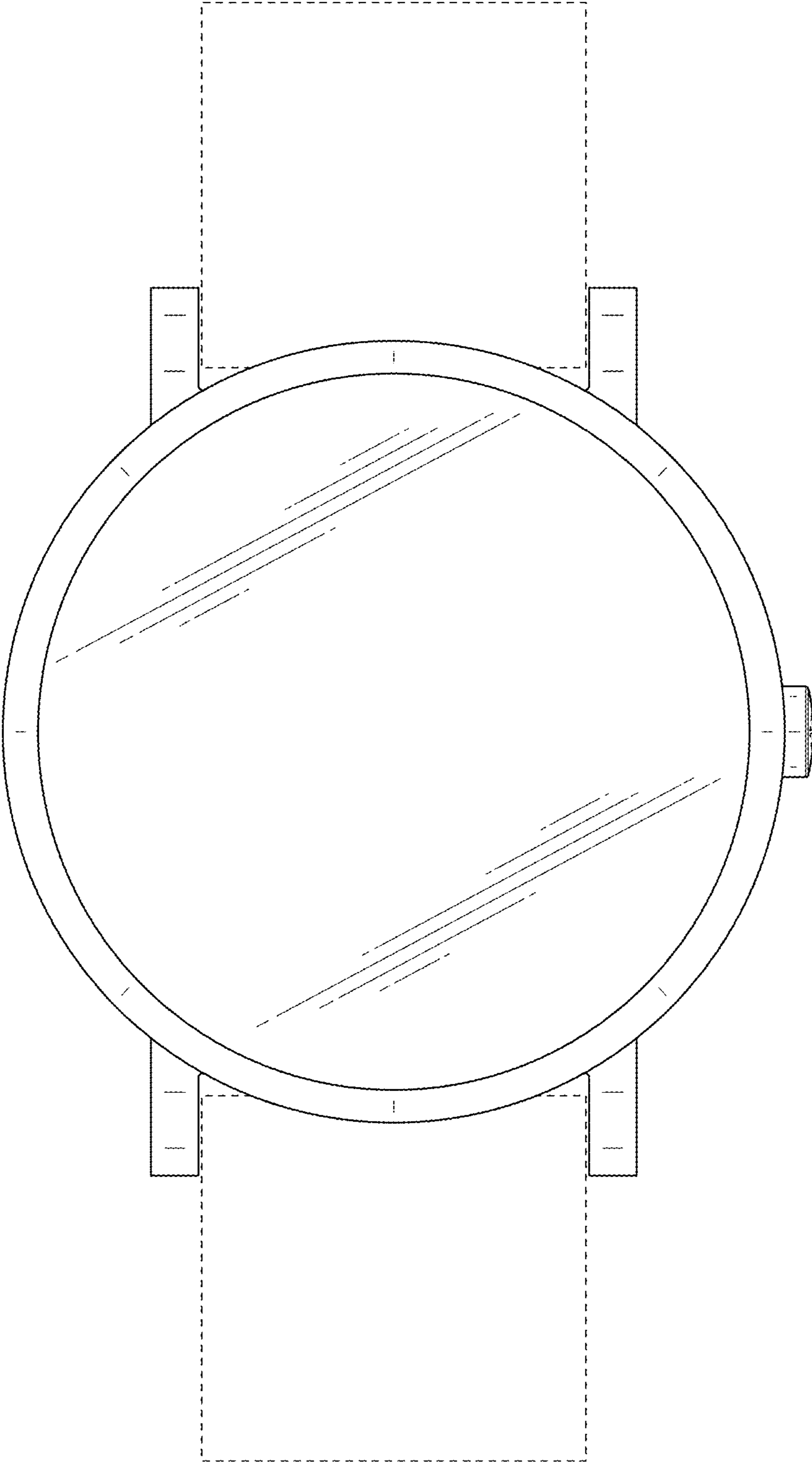


FIG. 3

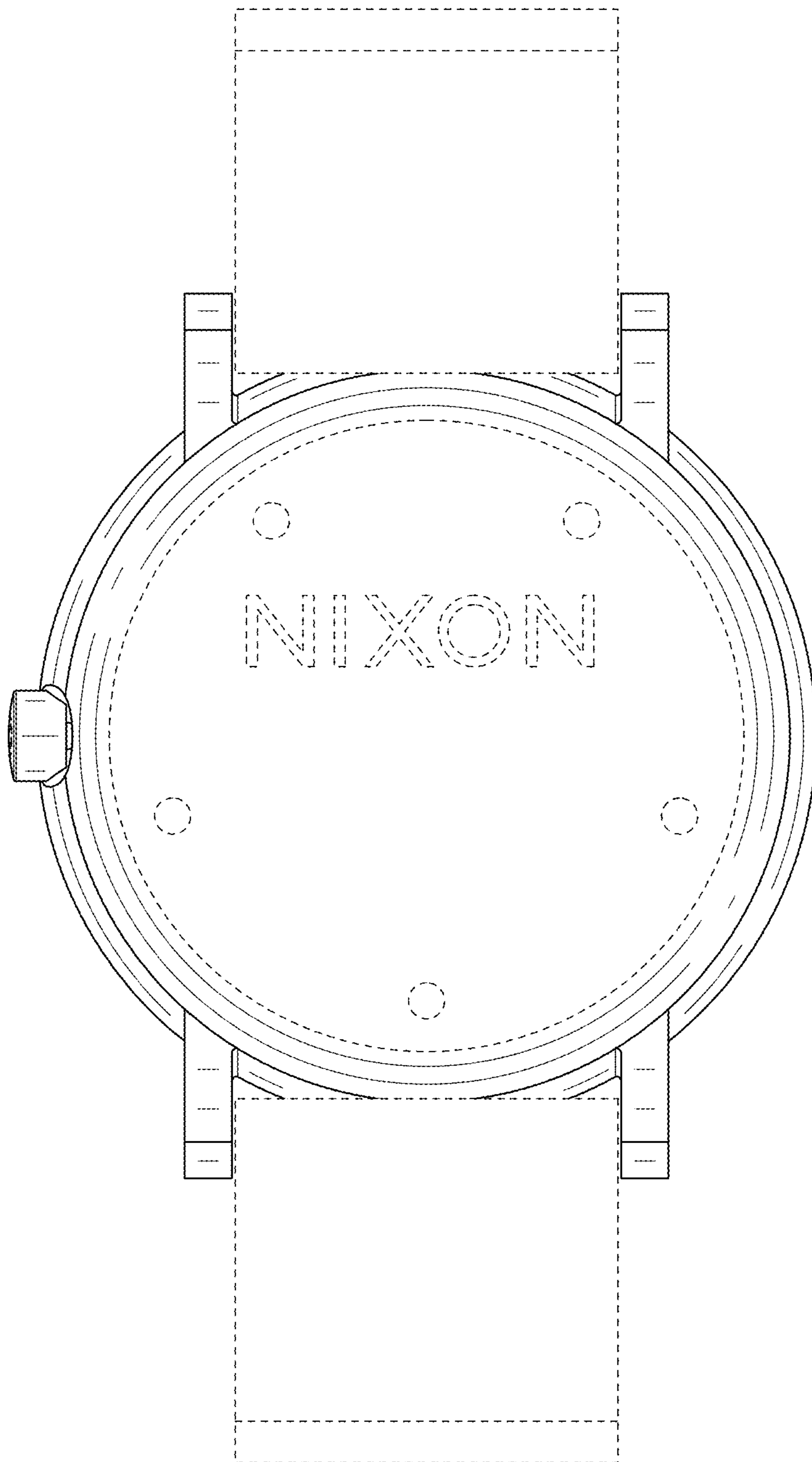


FIG. 4

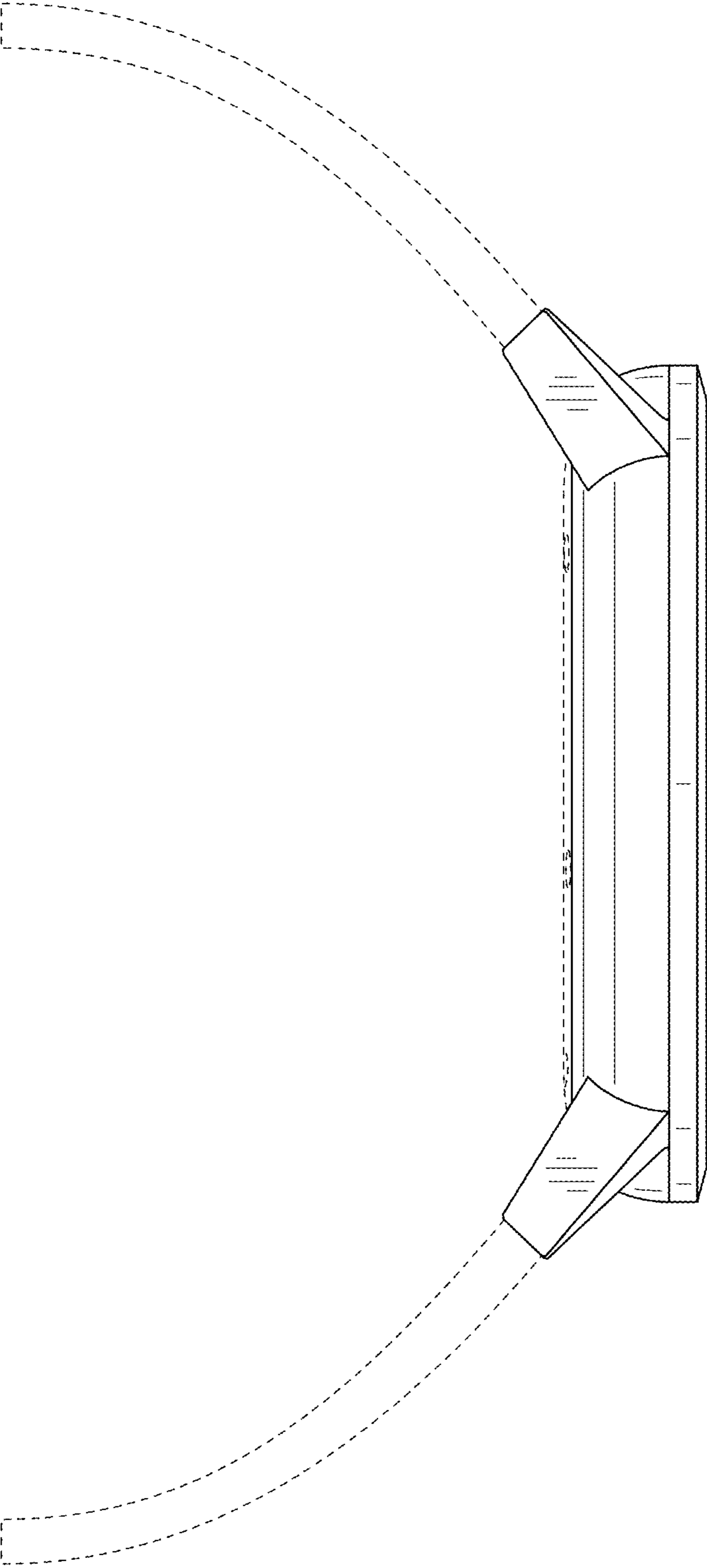


FIG. 5

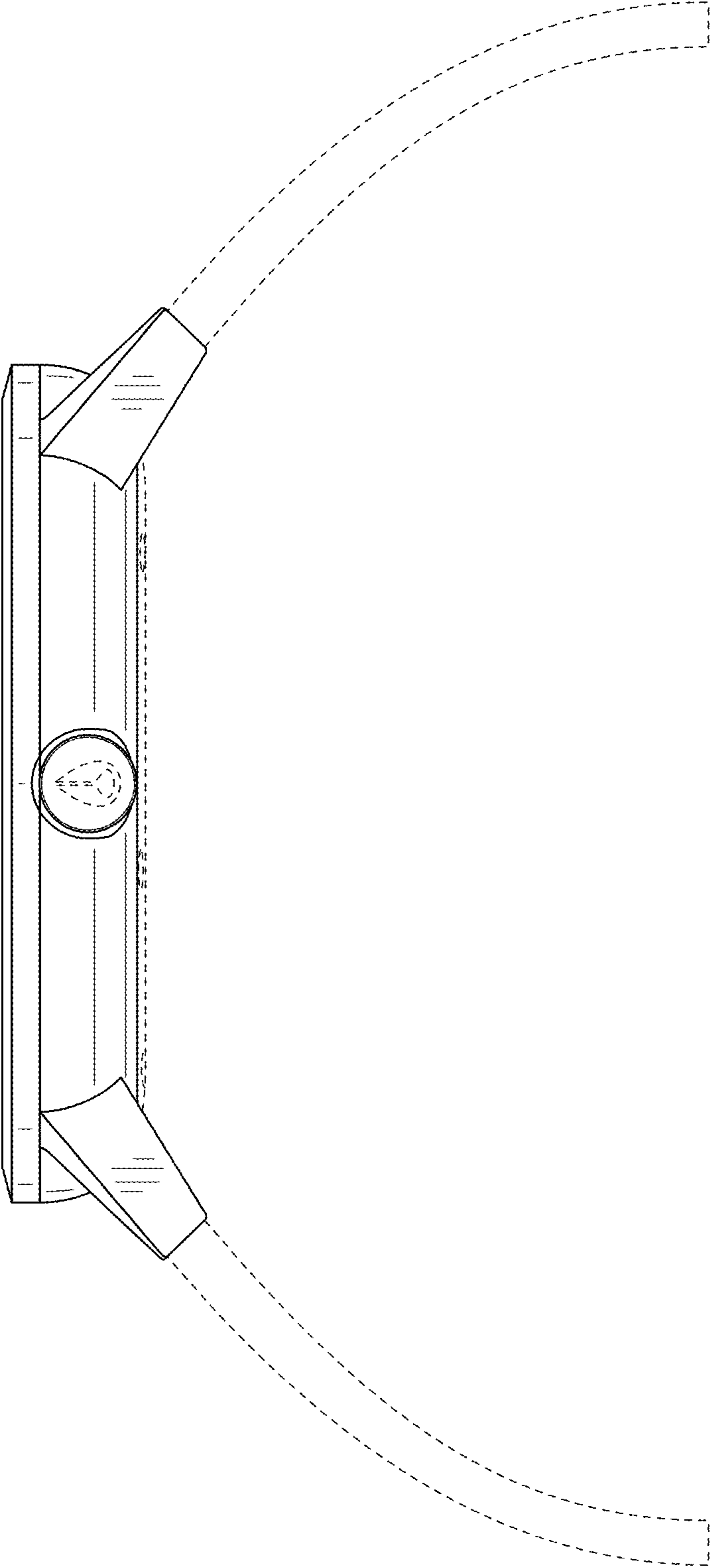


FIG. 6



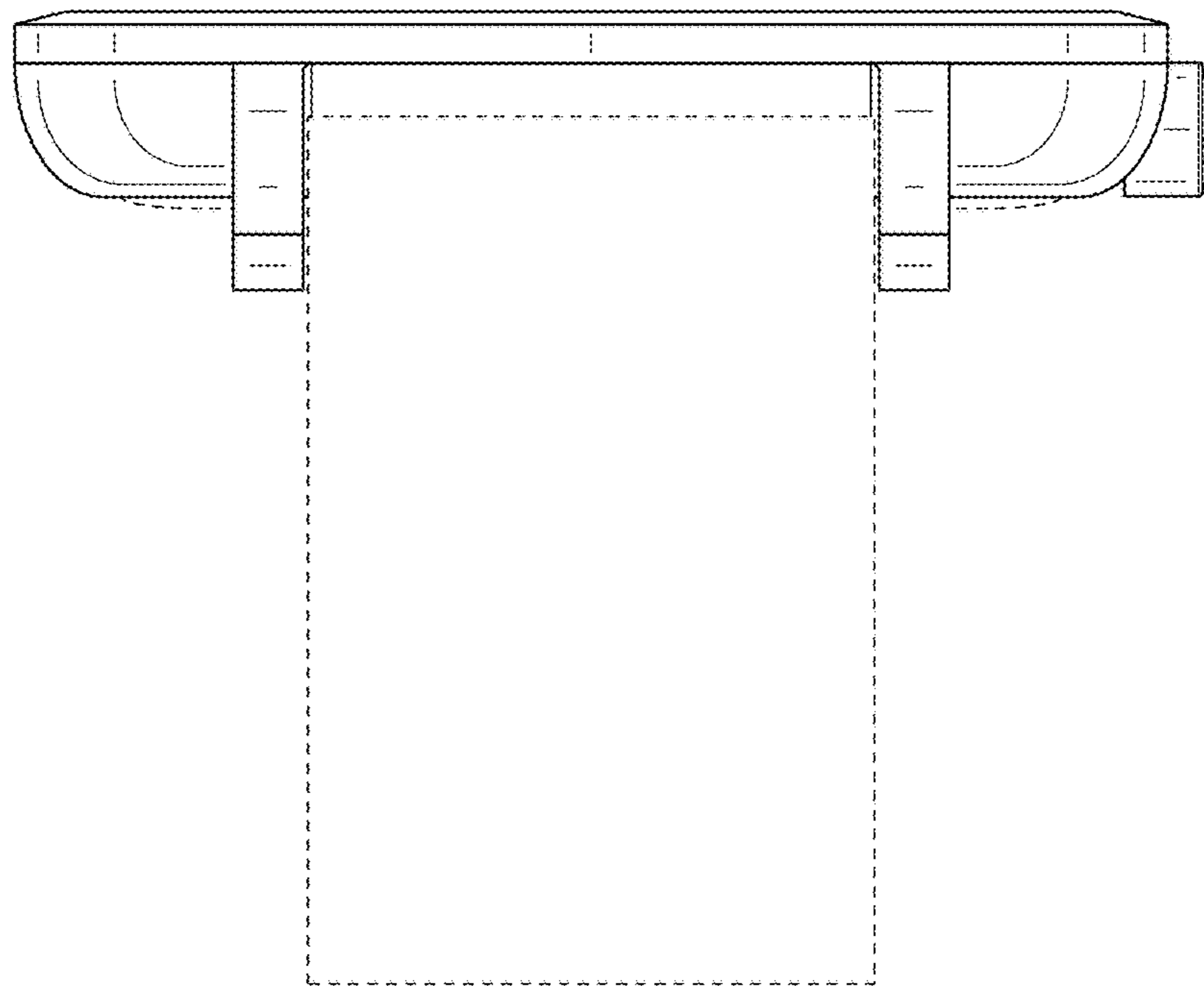


FIG. 7

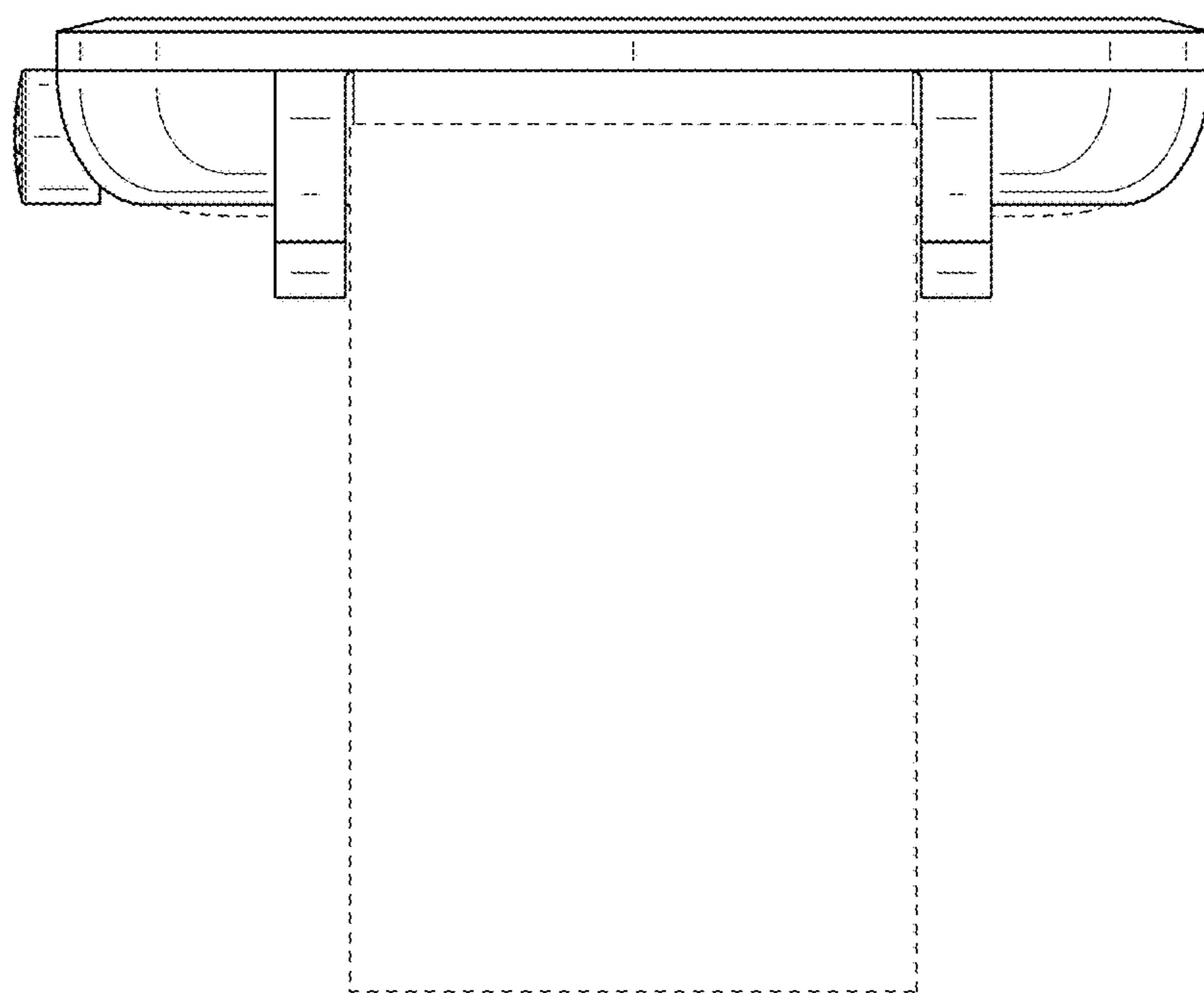


FIG. 8

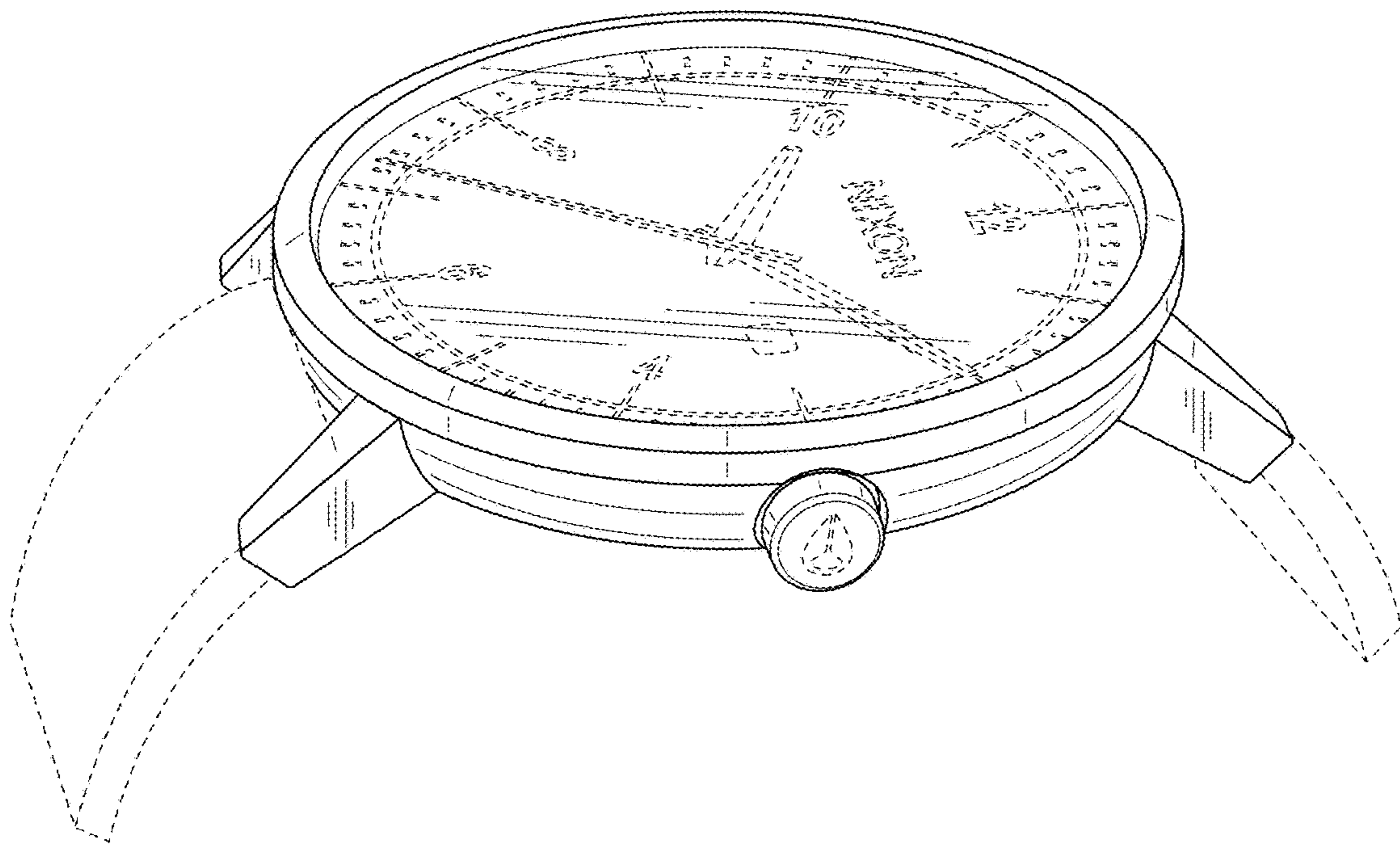


FIG. 9

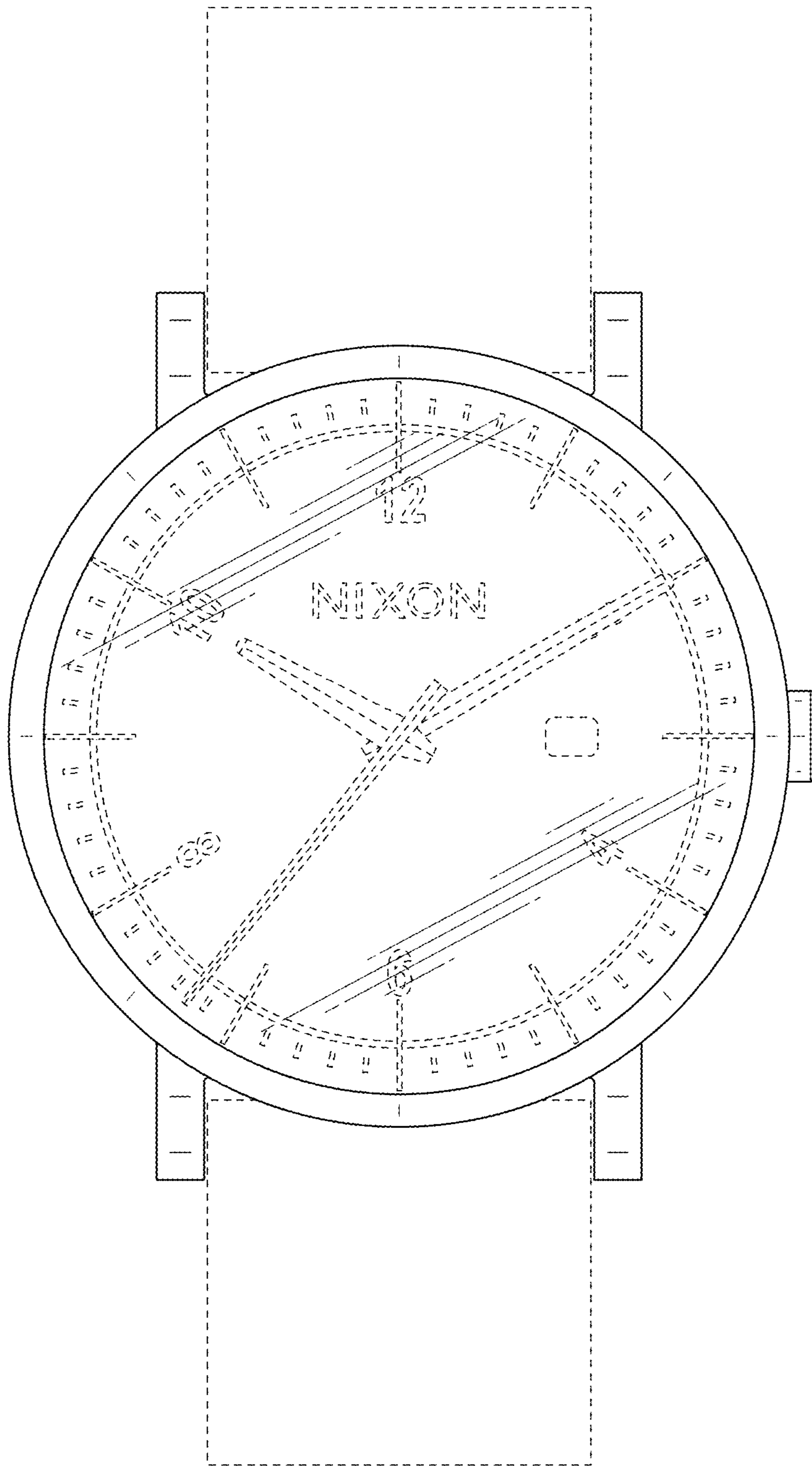


FIG. 10