



US00D786695S

(12) **United States Design Patent** (10) **Patent No.:** **US D786,695 S**
Abang, Jr. (45) **Date of Patent:** **** May 16, 2017**

(54) **TRASH BAG**

(71) Applicant: **Robert Owan Abang, Jr.**, Cleveland, OH (US)

(72) Inventor: **Robert Owan Abang, Jr.**, Cleveland, OH (US)

(73) Assignee: **Robert Owan Abang, Jr.**, Cleveland, OH (US)

(**) Term: **15 Years**

(21) Appl. No.: **29/558,711**

(22) Filed: **Mar. 21, 2016**

(51) **LOC (10) Cl.** **09-05**

(52) **U.S. Cl.**
USPC **D9/703**

(58) **Field of Classification Search**
USPC D9/702-714, 430-434, 423, 499;
D3/303, 202, 205, 221, 226, 246, 240,
D3/304-315, 201, 276; 383/6, 105-120,
383/127, 10; 220/915.1, 915.2, 592.01,
220/773, 755; D7/601, 605-607,
D7/709-710, 393, 394, 395, 602, 622,
D7/624.2; 206/139, 428, 488, 427, 433,
206/434, 432; 229/117.19, 116.5, 923,
229/87.03, 87.18, 87.19, 117.09;
150/100, 107; 493/226; 215/399, 396
CPC ... B65D 1/00; B65D 1/22; B65D 1/44; B65D
33/00; B65D 33/12; B65D 33/16; B65D
31/00; B65D 31/10; B65D 5/00; B65D
5/06; A45C 1/00; A45C 1/02; A45C 3/06;
A45C 3/00; A45C 3/10

See application file for complete search history.

(56) **References Cited**

U.S. PATENT DOCUMENTS

D241,321 S *	9/1976	Paige	D9/704
D597,852 S *	8/2009	Rea	D9/703
D635,467 S *	4/2011	Kolovich	D9/705
D662,834 S *	7/2012	McKenzie	D9/709
D677,053 S *	3/2013	Lyons	D3/300
D744,032 S *	11/2015	Glass	D19/9

* cited by examiner

Primary Examiner — Abraham Bahta

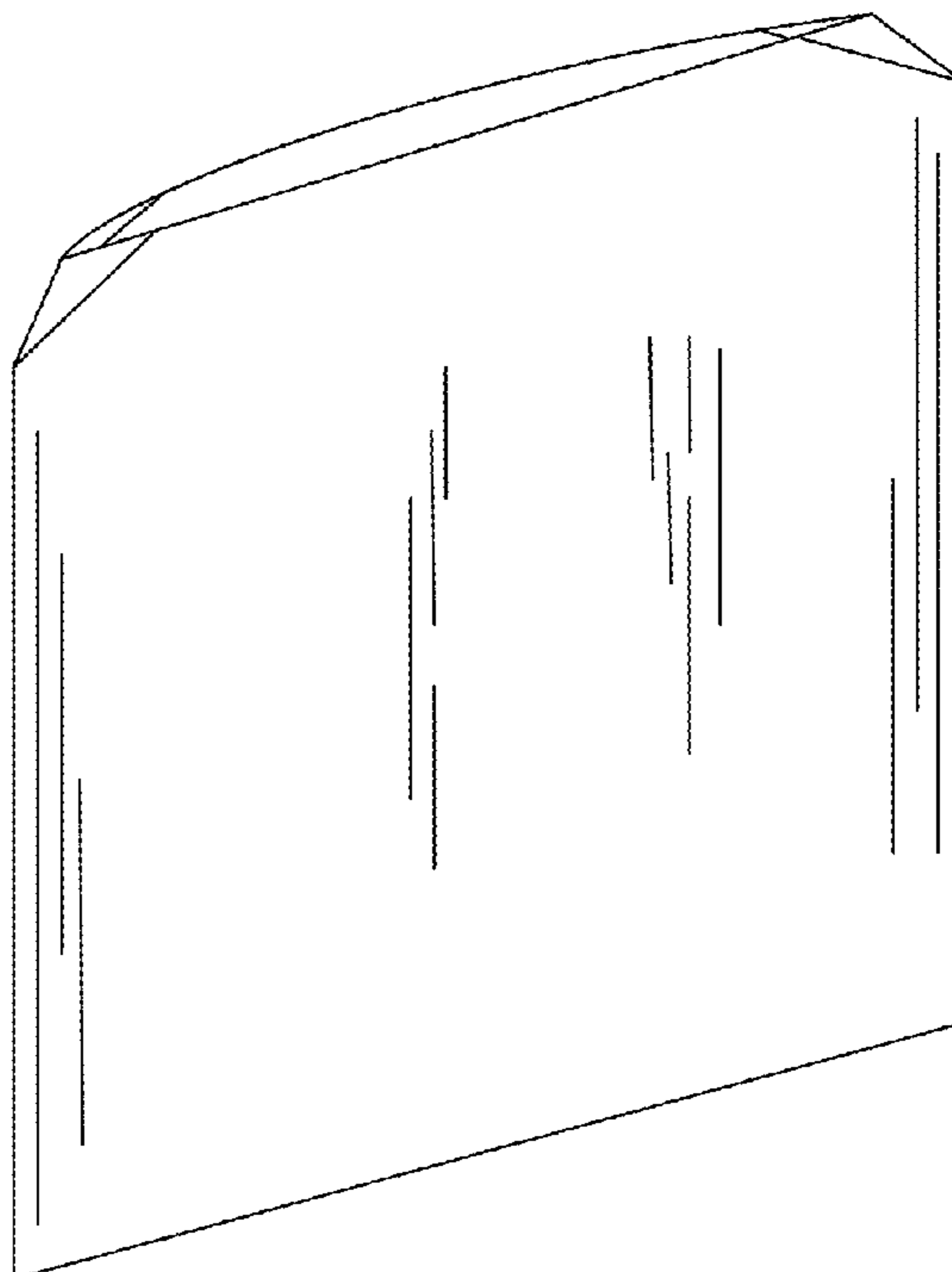
(57) **CLAIM**

I claim the ornamental design for a trash bag, as shown and described.

DESCRIPTION

FIG. 1 is a perspective view of a trash bag showing my new design;
FIG. 2 is a front view, the rear view being a mirror image thereof;
FIG. 3 is a side view, the other side being a mirror image thereof;
FIG. 4 is a top view thereof;
FIG. 5 is a bottom view thereof; and,
FIG. 6 is a front view of the trash bag showing its usage state.
The broken line showing of trash bin and fingers expanding the trash bag is for illustrative purposes only and forms no part of the claimed design.

1 Claim, 3 Drawing Sheets



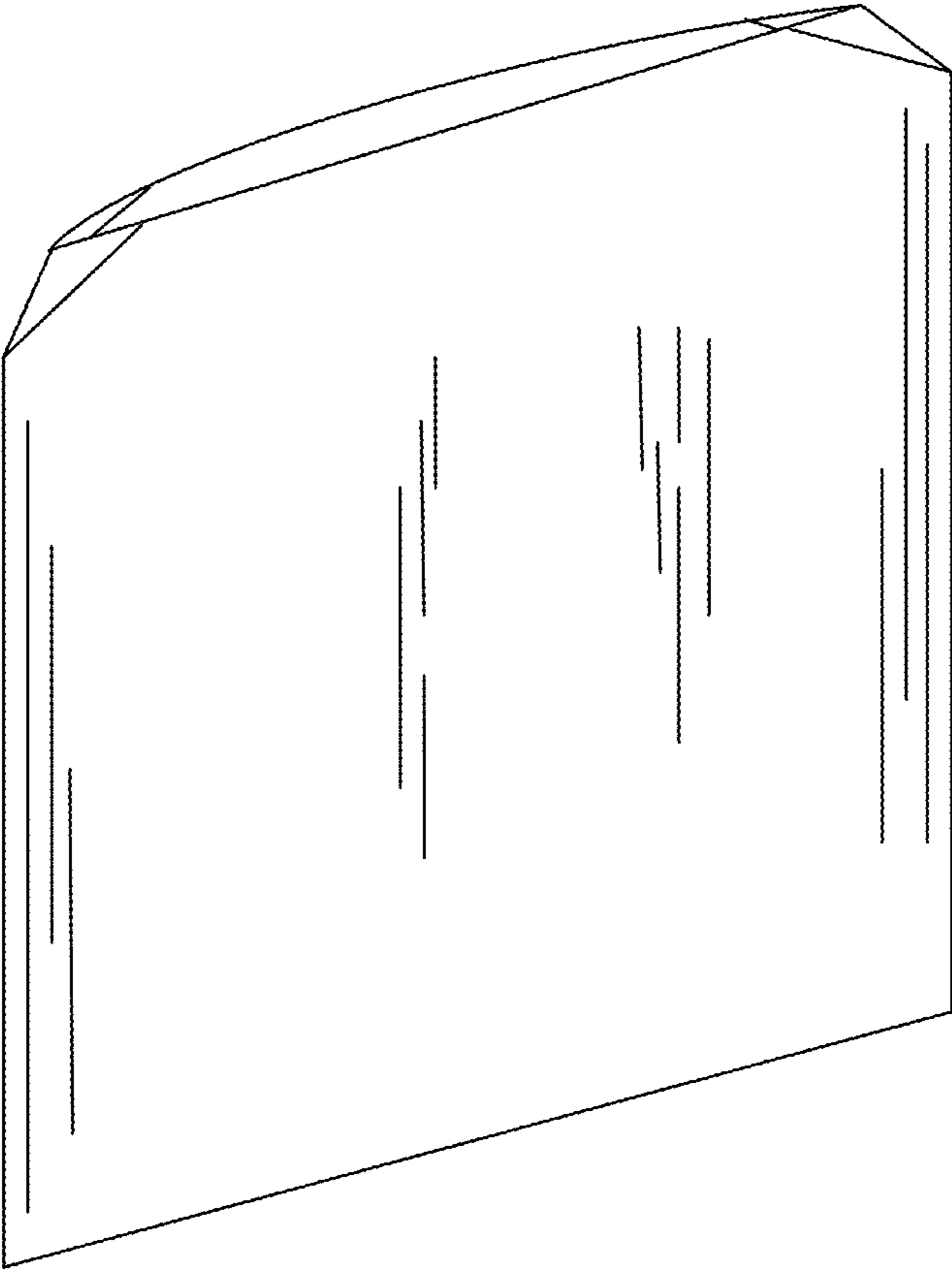


FIG. 1

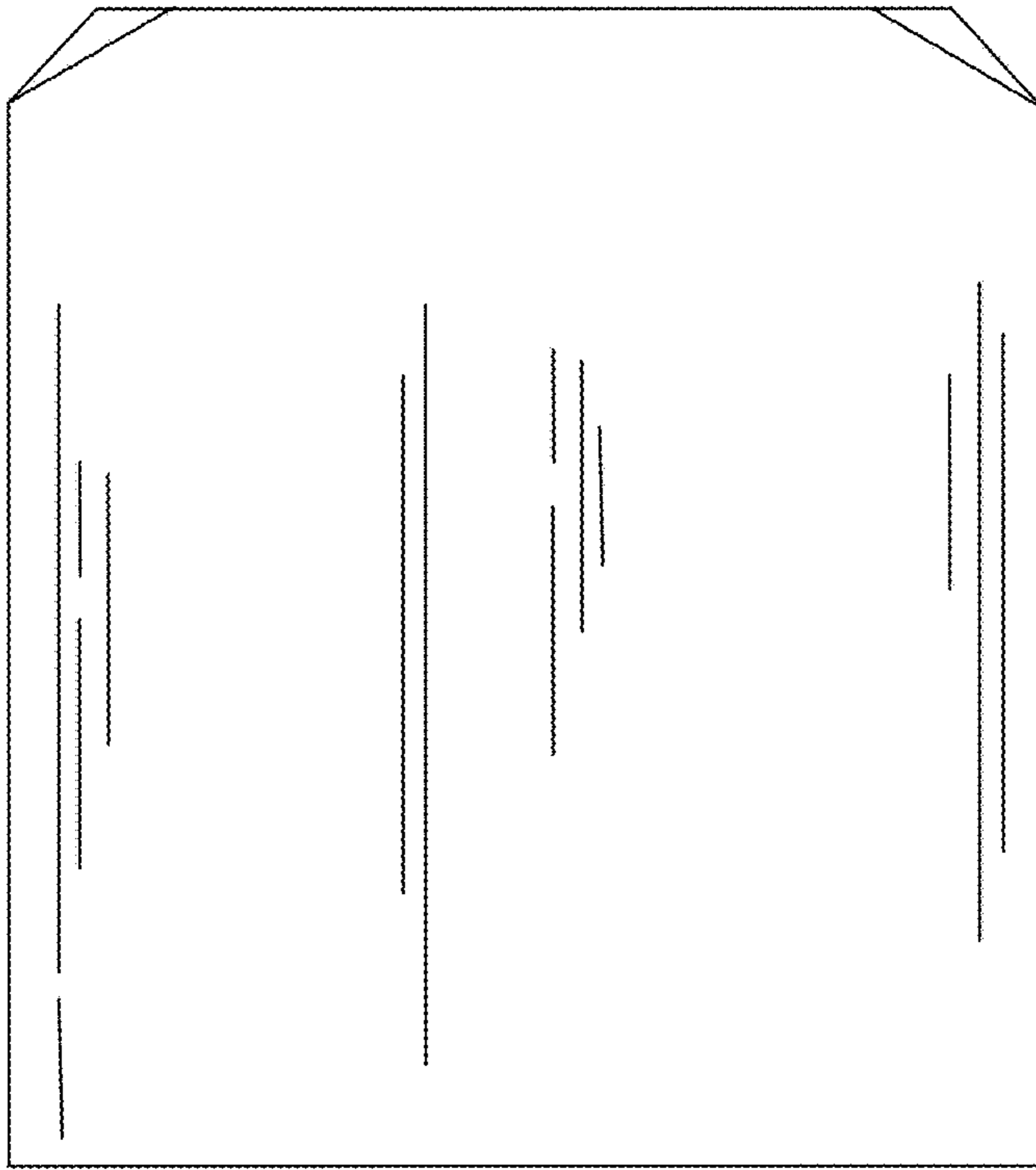


FIG. 2



FIG. 3




FIG. 4




FIG. 5

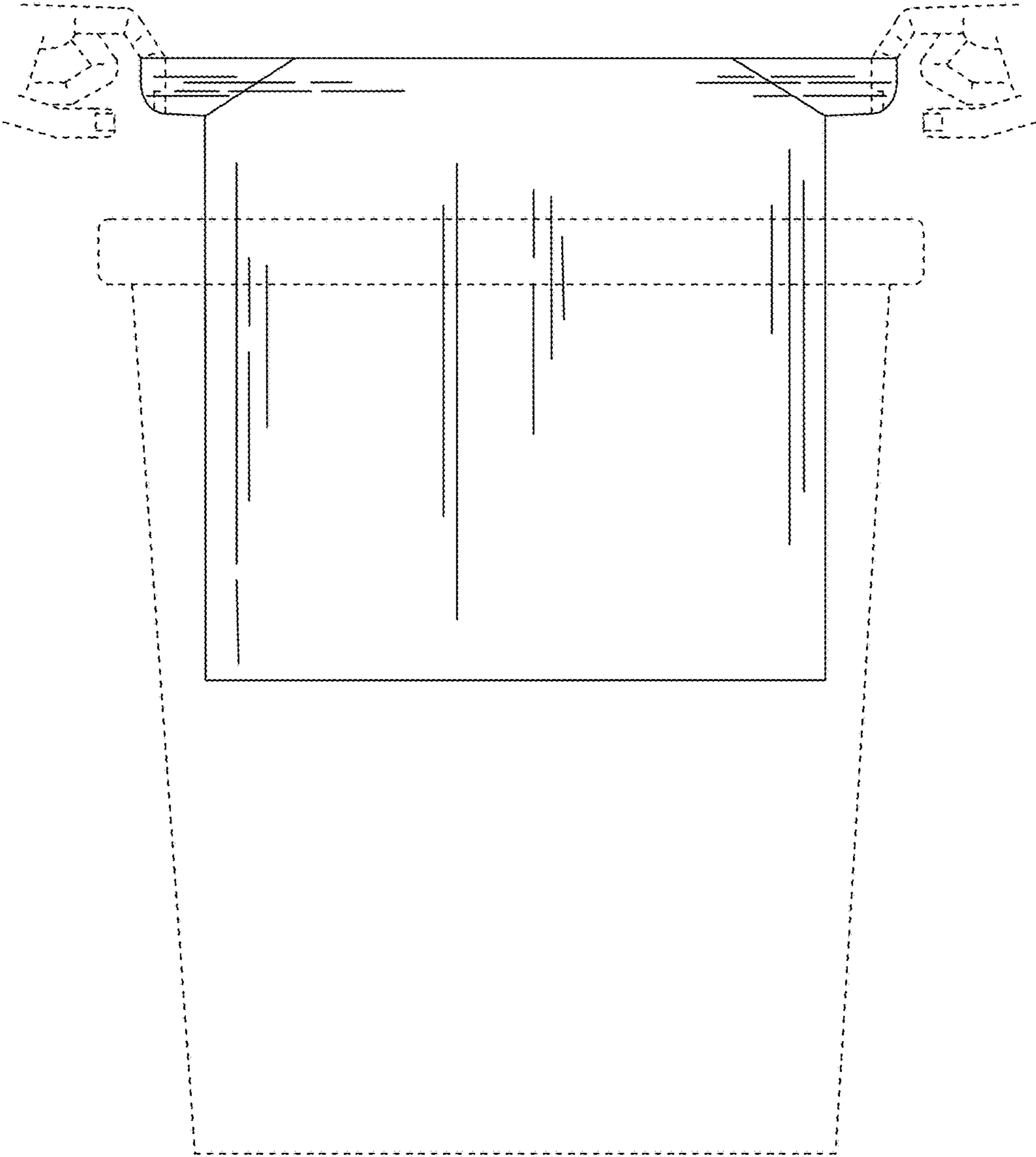


FIG. 6