

US00D786690S

(12) **United States Design Patent** (10) **Patent No.:** **US D786,690 S**
Dalton (45) **Date of Patent:** **** May 16, 2017**

(54) **PERFUME BOTTLE AND CAP**
(71) Applicant: **The Procter & Gamble Company,**
Cincinnati, OH (US)
(72) Inventor: **Suzanne Dalton,** Paris (FR)
(73) Assignee: **The Procter & Gamble Company,**
Cincinnati, OH (US)
(**) Term: **14 Years**

D133,415 S * 8/1942 Mayer D9/560
D143,657 S * 1/1946 Graham D9/544
D203,360 S * 12/1965 Becker D9/529
D207,802 S * 5/1967 Du Pree D7/300
D287,821 S * 1/1987 Holewinski D9/414
D463,746 S * 10/2002 de Baschmakoff D9/500
D531,911 S * 11/2006 Lloyd D9/546
D565,963 S * 4/2008 Slimane D9/687
D580,769 S * 11/2008 Lloyd D9/435
D633,806 S * 3/2011 Lecoule D9/451
D678,073 S * 3/2013 Oge-Nichols D9/542
D680,872 S * 4/2013 Uribe D9/565

* cited by examiner

(21) Appl. No.: **29/498,553**
(22) Filed: **Aug. 5, 2014**

Primary Examiner — Ian Simmons
Assistant Examiner — Janice Lim

(30) **Foreign Application Priority Data**

Feb. 5, 2014 (WO) 791151501

(51) **LOC (10) Cl.** **09-01**
(52) **U.S. Cl.**
USPC **D9/574**

(58) **Field of Classification Search**
USPC D7/300, 300.1, 598; D9/434–435, 439,
D9/516, 544, 546, 559, 560, 572–574,
D9/682, 686, 694; D28/91.1;
215/381–385; 220/660, 662, 665,
220/669–673
CPC B65D 1/00; B65D 1/02; B65D 1/0223;
B65D 23/00; B65D 83/00; B65D 83/14;
B65D 83/20; B65D 83/38; B65D
2501/00; B65D 2501/0009; B65D
2501/0081; B05B 11/0037
See application file for complete search history.

(56) **References Cited**

U.S. PATENT DOCUMENTS

D55,988 S * 8/1920 Dunnock D9/544
D90,558 S * 8/1933 Tricard D9/546

(57) **CLAIM**

The ornamental design for a perfume bottle and cap, as shown and described.

DESCRIPTION

The patent or application file contains at least one photograph executed in color. Copies of this patent or patent application publication with color photographs will be provided by the Office upon request and payment of the necessary fee.

FIG. 1 is a perspective view of a perfume bottle and cap, showing my new design;
FIG. 2 is a front view thereof;
FIG. 3 is a rear view thereof;
FIG. 4 is right side view thereof;
FIG. 5 is a left side view thereof;
FIG. 6 is a top plan view thereof; and,
FIG. 7 is a bottom plan view thereof.

1 Claim, 6 Drawing Sheets
(6 of 6 Drawing Sheet(s) Filed in Color)






Fig. 1



Fig. 2



Fig. 3




Fig. 4



Fig. 5




Fig. 6




Fig. 7