



US00D786681S

(12) **United States Design Patent**
Toh et al.

(10) **Patent No.:** **US D786,681 S**
(45) **Date of Patent:** **** May 16, 2017**

(54) **CONTAINER**

(71) Applicant: **COLGATE-PALMOLIVE COMPANY**, New York, NY (US)

(72) Inventors: **Kiat-Cheong Toh**, Forest Hills, NY (US); **Thomas VanDyk**, Ramsey, NJ (US); **Roland Charriez**, Plattekill, NY (US); **David Demar**, Tenafly, NY (US); **Keith Kristiansen**, Stratford, CT (US); **Simon Dutton**, New City, NY (US)

(73) Assignee: **COLGATE-PALMOLIVE COMPANY**, New York, NY (US)

(**) Term: **15 Years**

(21) Appl. No.: **29/558,325**

(22) Filed: **Mar. 16, 2016**

Related U.S. Application Data

(62) Division of application No. 29/502,653, filed on Sep. 18, 2014, now Pat. No. Des. 753,494.

(51) **LOC (10) Cl.** **09-01**

(52) **U.S. Cl.**
USPC **D9/521**; D9/552

(58) **Field of Classification Search**
USPC D9/516, 521-522, 529, 530, 541-543, D9/549, 550, 552, 563, 565, 571, D9/574-575, 682, 686, 688, 689, 692, D9/715, 719
CPC B65D 83/00; B65D 35/28; B65D 35/38
See application file for complete search history.

(56) **References Cited**

U.S. PATENT DOCUMENTS

D242,126 S 11/1976 Morea
D254,651 S 4/1980 Shortino
D254,652 S 4/1980 Shortino

D254,713 S 4/1980 Shortino
D282,441 S 2/1986 Shiokawa
D346,964 S 5/1994 Green
D355,363 S 2/1995 Iorii
5,417,991 A 5/1995 Green
D372,870 S 8/1996 Westerhout
D379,309 S * 5/1997 Crawford D9/529
D382,209 S 8/1997 Fenton
D398,244 S 9/1998 Bertolini
D401,507 S 11/1998 Gonda et al.
D437,559 S 2/2001 Fenton et al.
D440,881 S 4/2001 Flurer et al.
D444,389 S 7/2001 Bakic
D447,953 S 9/2001 Brynestad et al.
D450,593 S 11/2001 Jebb et al.

(Continued)

FOREIGN PATENT DOCUMENTS

AR 70799 2/2003
AU 134731 8/1998

(Continued)

Primary Examiner — Ian Simmons
Assistant Examiner — Keith Frank

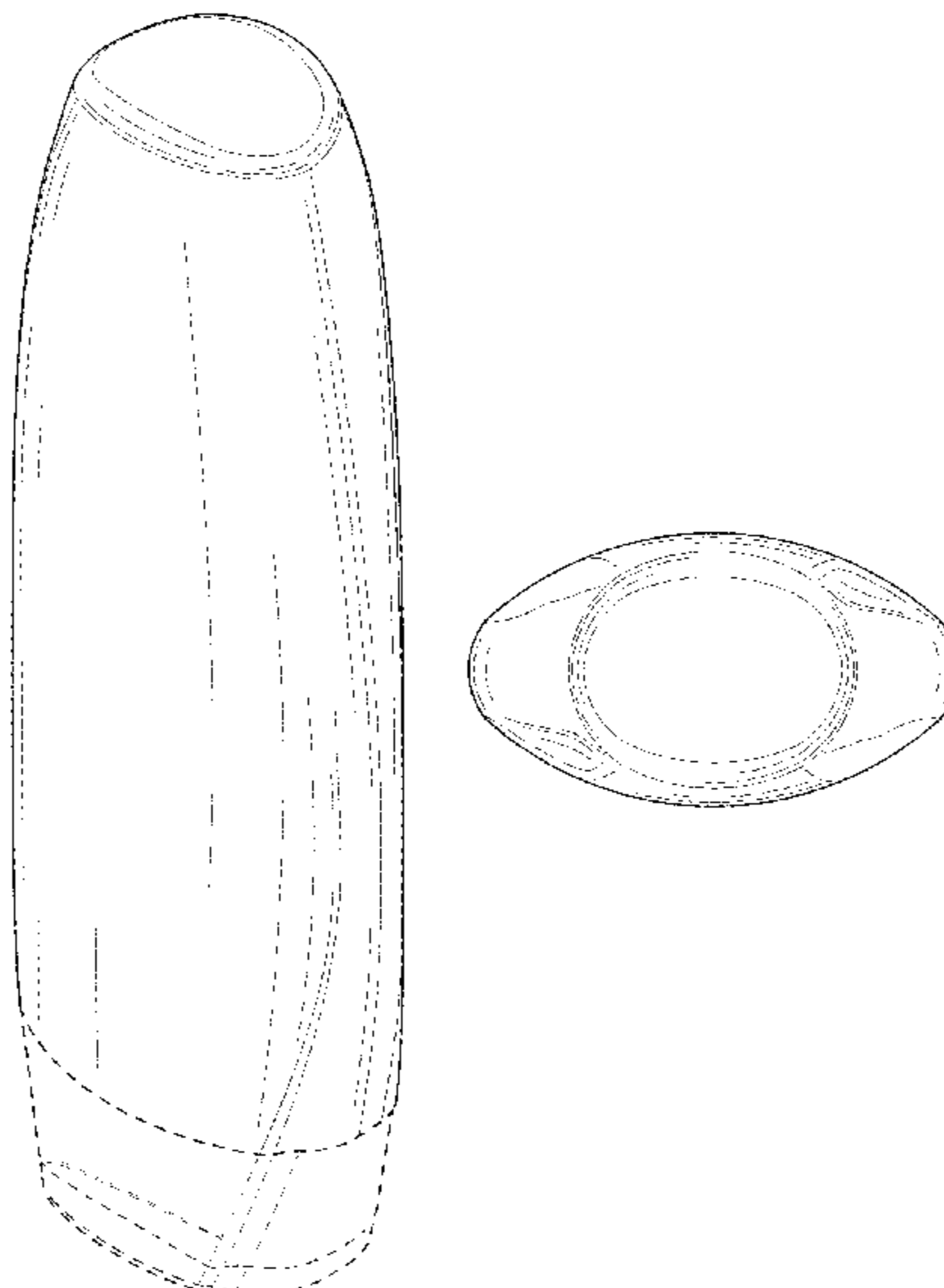
(57) **CLAIM**

The ornamental design for a container, as shown and described.

DESCRIPTION

FIG. 1 is a front perspective view of a container according to the new design;
FIG. 2 is a front elevational view thereof;
FIG. 3 is a rear elevational view thereof;
FIG. 4 is a left side elevational view thereof;
FIG. 5 is a right side elevational view thereof;
FIG. 6 is a top plan view thereof; and,
FIG. 7 is a bottom plan view thereof.
The broken lines in the drawings illustrate the portions of the container that form no part of the claimed design.

1 Claim, 5 Drawing Sheets



(56)

References Cited

U.S. PATENT DOCUMENTS

D452,446 S 12/2001 Shear
 D455,349 S 4/2002 Lloyd
 D461,718 S 8/2002 Brozell
 D468,643 S 1/2003 Kuzma
 D471,820 S 3/2003 Faillant-Dumas
 D473,141 S 4/2003 Cummings
 D486,737 S 2/2004 Oates et al.
 D490,714 S 6/2004 Snyder
 D491,815 S 6/2004 Crawford
 D494,870 S 8/2004 Bakic
 D495,961 S 9/2004 Bakic
 D501,143 S 1/2005 Bakic
 D521,873 S 5/2006 Ross et al.
 D525,873 S * 8/2006 Haubert D9/529
 D526,902 S 8/2006 Cummings
 D527,640 S 9/2006 Ludewigs et al.
 D529,388 S * 10/2006 Bakic D9/529
 D563,226 S 3/2008 Mongeon
 D563,232 S 3/2008 Mongeon
 D563,789 S 3/2008 Mongeon
 D568,745 S 5/2008 Bradley et al.
 D573,470 S 7/2008 Bradley
 D585,289 S 1/2009 Toh et al.
 D585,290 S 1/2009 Toh et al.
 D587,117 S 2/2009 Crawford
 D587,127 S 2/2009 Moreira
 D588,923 S 3/2009 Mongeon
 D591,599 S 5/2009 Okin et al.
 D601,427 S * 10/2009 Miller D9/529
 D605,944 S * 12/2009 Hundertmark D9/529
 D608,196 S 1/2010 Beilke
 D608,639 S 1/2010 Jäckel et al.
 D610,910 S 3/2010 Simmons et al.
 D611,830 S 3/2010 Casey et al.
 D615,412 S 5/2010 Thomas et al.
 D632,963 S * 2/2011 Hale D9/438
 D640,563 S 6/2011 Simmons et al.
 D644,106 S * 8/2011 Almstead, Jr. D9/449
 D644,531 S * 9/2011 Padain D9/435
 D646,170 S * 10/2011 Carnduff D9/449
 D650,282 S * 12/2011 Padain D9/435
 D662,422 S * 6/2012 Avakian D9/435
 D665,261 S 8/2012 Mazurkiewicz et al.
 D674,282 S * 1/2013 Baldrige D9/449
 D683,226 S * 5/2013 Baldrige D9/449
 D683,229 S 5/2013 Crawford et al.
 D683,230 S 5/2013 Crawford et al.
 D683,237 S 5/2013 Crawford et al.
 D683,631 S 6/2013 Crawford
 D684,064 S 6/2013 Crawford et al.
 D684,473 S 6/2013 Crawford et al.
 D684,864 S 6/2013 Crawford et al.
 D688,130 S 8/2013 Crawford et al.
 D689,367 S 9/2013 Crawford
 D690,204 S 9/2013 Crawford et al.
 D691,042 S 10/2013 Crawford
 D691,045 S 10/2013 Toh et al.
 D715,655 S * 10/2014 Brewer D9/529
 D718,144 S * 11/2014 Brewer D9/541
 D721,972 S * 2/2015 Brewer D9/529
 D722,272 S * 2/2015 Brewer D9/529
 D725,476 S * 3/2015 Kuzma D9/541
 D740,671 S * 10/2015 de Vries D9/526
 D740,672 S * 10/2015 de Vries D9/526
 D741,178 S 10/2015 Higareda
 D741,179 S 10/2015 Higareda
 D741,180 S 10/2015 Higareda

D746,692 S * 1/2016 Alvarez de Cienfuegos
 Hernandez D9/521
 D750,964 S * 3/2016 Alvarez De Cienfuegos
 Hernandez D9/521
 D750,965 S * 3/2016 Alvarez De Cienfuegos
 Hernandez D9/521
 D753,493 S * 4/2016 Alvarez De Cienfuegos
 Hernandez D9/521
 D753,494 S 4/2016 Toh
 D758,872 S * 6/2016 Blake D9/449
 2015/0144585 A1 5/2015 Crawford
 2015/0272197 A1 10/2015 Swain

FOREIGN PATENT DOCUMENTS

AU 144335 7/2001
 AU 157720 3/2005
 AU 333675 11/2010
 BR DI6103571-3 12/2001
 BR DI6403053-9 8/2004
 BR DI6502815-5 9/2005
 BR DI6503457-0 12/2005
 BR DI6600099-8 1/2006
 BR DI6603109 8/2006
 BR DI6703669 11/2007
 BR DI6804054-7 9/2008
 BR D16904654-9 12/2009
 CD 70100031348-0001 9/2003
 CD 000194550-0003 6/2004
 CD 000298520-0001 2/2005
 CD 001576281-0001 7/2009
 CD 001683343-0004 3/2010
 CD 002353177-0020 11/2013
 CL 200500081 1/2005
 CO 04-053088 6/2004
 CO 04-053089 6/2004
 MX 17098 2/2003
 MX 32238 11/2010
 MX 36270 7/2011
 NZ 401103 10/2000
 NZ 403264 8/2003
 PH D3-2000-000526 9/2002
 PH D3-2003-000073 2/2004
 PH D3-2002-000125 4/2004
 PH D3-2002-000128 4/2004
 PH D3-2004-000624 9/2004
 TH D48931 1/2002
 TH D54931 2/2003
 TH D66343 1/2005
 TH D69118 6/2005
 TH D70345 9/2005
 TH D70346 9/2005
 TH D74407 1/2006
 TH D79001 8/2006
 TH D87104 10/2007
 TH D88712 2/2008
 TH D93755 2/2009
 TH D96465 7/2009
 TH D96498 7/2009
 TH D97254 8/2009
 TH D113118 3/2012
 TH D113120 3/2012
 TH D113119 4/2012
 TH D113121 4/2012
 TH D113122 4/2012
 TH D113123 4/2012
 TH D114352 6/2012
 TH D116320 9/2012
 TH D124510 6/2013
 TH D124511 6/2013

* cited by examiner




FIG. 1

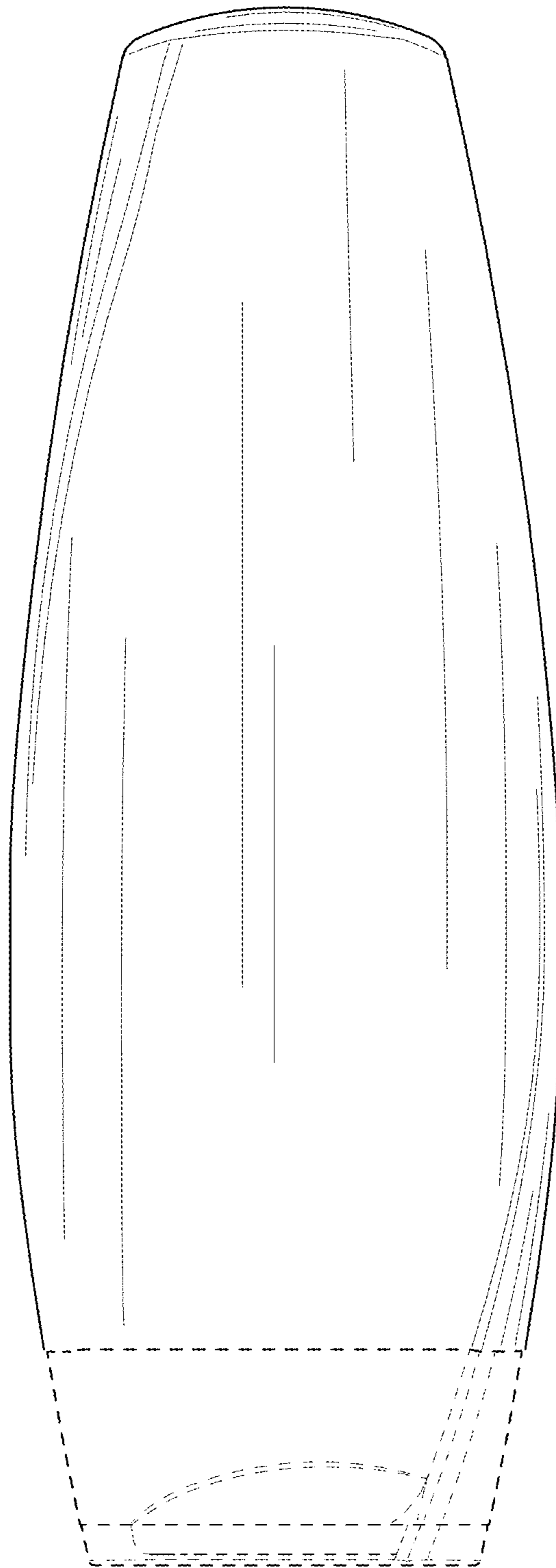


FIG. 2

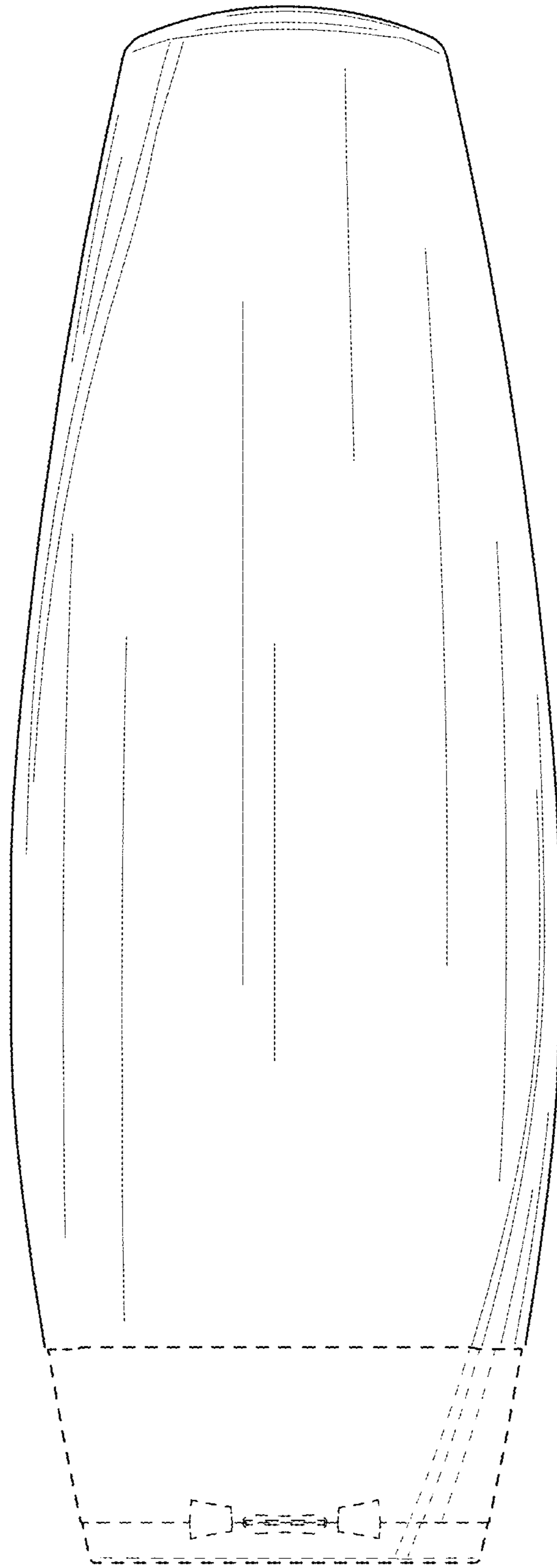


FIG. 3




FIG. 4




FIG. 5

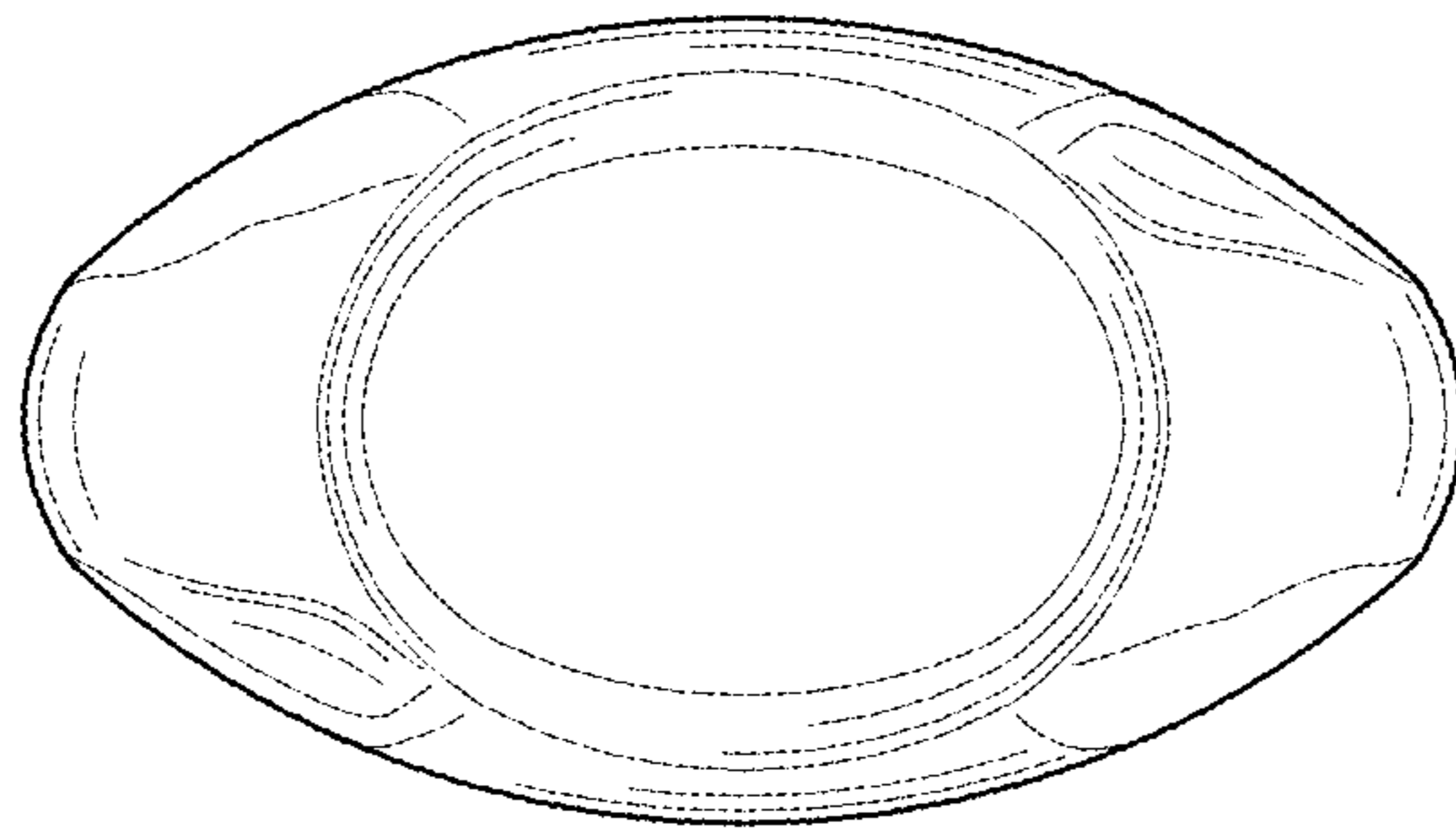


FIG. 6

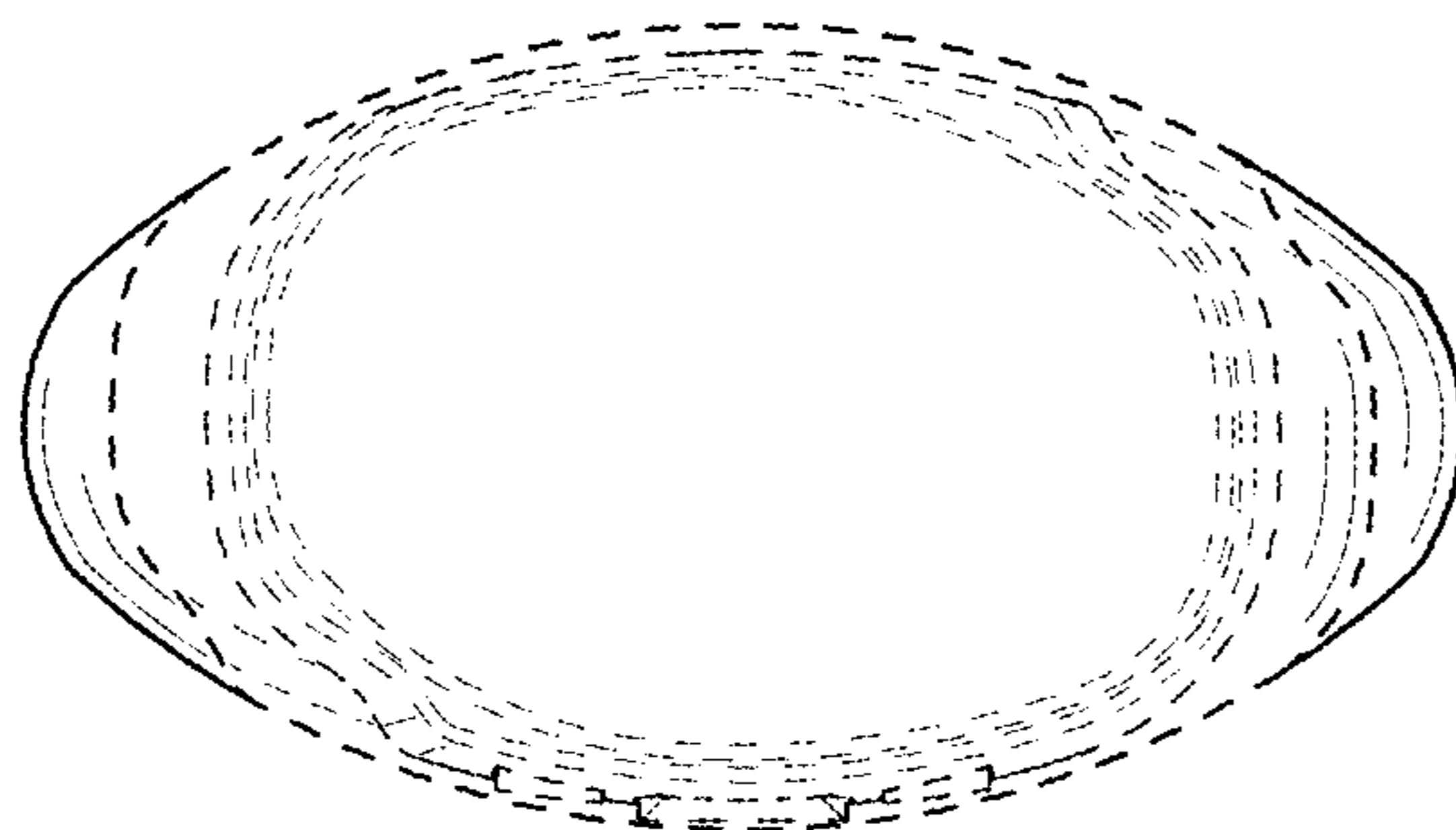


FIG. 7