



US00D786678S

(12) **United States Design Patent**  
**Pritulin-Citerne**

(10) **Patent No.:** **US D786,678 S**

(45) **Date of Patent:** **\*\* May 16, 2017**

(54) **PACKAGING POT**

2501/0036; B65D 2543/00064; B65D  
2543/00074; B65D 2543/00083; B65D  
2543/00092; B65D 2543/00101; B65D  
2543/00111; Y10T 29/49826

(71) Applicant: **COMPAGNIE GERVAIS DANONE**,  
Paris (FR)

See application file for complete search history.

(72) Inventor: **Agnes Pritulin-Citerne**, Ormesson sur  
Marne (FR)

(56) **References Cited**

(\*\*) Term: **15 Years**

U.S. PATENT DOCUMENTS

(21) Appl. No.: **35/500,542**

D632,590 S	*	2/2011	Peacock	.....	D9/773
D634,635 S	*	3/2011	Araujo	.....	D9/500
D671,413 S	*	11/2012	Yourist	.....	D9/538
D756,225 S	*	5/2016	Serras	.....	D9/500
D756,789 S	*	5/2016	Darling	.....	D9/503
D773,301 S	*	12/2016	Li	.....	D9/500

(22) Filed: **Dec. 8, 2015**

\* cited by examiner

(80) **Hague Agreement Data**

Int. Filing Date: **Dec. 8, 2015**

Int. Reg. No.: **DM/089019**

Int. Reg. Date: **Dec. 8, 2015**

Int. Reg. Pub. Date: **Jan. 29, 2016**

*Primary Examiner* — Keli L Hill

(51) **LOC (10) Cl.** ..... **09-01**

(57) **CLAIM**

(52) **U.S. Cl.**

The ornamental design for packaging pot, as shown and described.

USPC ..... **D9/500**

**DESCRIPTION**

(58) **Field of Classification Search**

USPC ..... D9/424, 500, 503, 504, 529, 530, 537,  
D9/539, 549, 558, 601, 607

CPC ..... B21D 51/26; B21D 51/383; B29C 66/71;  
B65D 1/00; B65D 1/02; B65D 1/12;  
B65D 1/14; B65D 1/40; B65D 1/44;  
B65D 1/023; B65D 1/0223; B65D 1/165;  
B65D 1/238; B65D 1/246; B65D 1/253;  
B65D 7/04; B65D 21/0209; B65D  
21/0233; B65D 25/00; B65D 25/28;  
B65D 41/0457; B65D 41/17; B65D  
53/06; B65D 75/56; B65D 79/005; B65D

1. Packaging Pot

FIG. 1.1 is a front view of a packaging pot, showing my new design;

FIG. 1.2 is a front perspective view thereof;

FIG. 1.3 is a left side view thereof;



FIG. 1.4 is a bottom perspective view thereof;

FIG. 1.5 is a top perspective view thereof;

FIG. 1.6 is a top view thereof; and,

FIG. 1.7 is a bottom view thereof.


**1 Claim, 7 Drawing Sheets**




**1.1**




# 1.2



**1.3**




**1.4**



**1.5**



**1.6**



**1.7**

