



US00D786643S

(12) **United States Design Patent** (10) **Patent No.:** **US D786,643 S**  
**Valentini et al.** (45) **Date of Patent:** **\*\* May 16, 2017**

(54) **POLISHING MACHINES**  
(71) Applicant: **Guido Valentini**, Milan (IT)  
(72) Inventors: **Guido Valentini**, Milan (IT); **Mauro Dobbo**, Vermezzo (IT)

D637,057 S \* 5/2011 Schomisch ..... D8/62  
D660,118 S \* 5/2012 Bast ..... D8/62  
D685,241 S \* 7/2013 Waldron ..... D8/62  
D707,518 S \* 6/2014 Tagscherer ..... D8/62  
D710,171 S \* 8/2014 Aglassinger ..... D8/62  
D715,616 S \* 10/2014 Aglassinger ..... D8/62  
D746,118 S \* 12/2015 Xu ..... D8/62

(73) Assignee: **Guido Valentini**, Milan (IT)  
(\*\*) Term: **15 Years**  
(21) Appl. No.: **29/553,048**  
(22) Filed: **Jan. 28, 2016**

**OTHER PUBLICATIONS**

Image of Clover hand polisher known in the related art (publication circa Jan. 1, 2015).  
Image of Milwaukee hand polisher known in the related art (publication circa Jan. 1, 2015).  
Image of Techway hand polisher known in the related art (publication circa Jan. 1, 2015).  
Image of Aircat hand polisher known in the related art (publication circa Jan. 1, 2015).

(30) **Foreign Application Priority Data**

Jul. 28, 2015 (EM) ..... 002743963

(51) **LOC (10) Cl.** ..... **08-03**  
(52) **U.S. Cl.**  
USPC ..... **D8/62**

(58) **Field of Classification Search**  
USPC .... D8/69, 68, 67, 66, 64, 61, 70; 83/698.41,  
83/747, 166.3, 374, 373, 375, 376, 391,  
83/377, 390, 388, 389; 125/13.01;  
144/218; D21/532  
CPC ..... B24B 23/028; B24B 47/12; B24B 7/186;  
B25F 5/001; B25F 5/02  
See application file for complete search history.

\* cited by examiner

*Primary Examiner* — Austin Murphy  
(74) *Attorney, Agent, or Firm* — Howard & Howard Attorneys PLLC

(56) **References Cited**

**U.S. PATENT DOCUMENTS**

D273,173 S \* 3/1984 Poon ..... D8/62  
D354,424 S \* 1/1995 Izumisawa ..... D8/62  
D392,778 S \* 3/1998 McCracken ..... D32/19  
D452,805 S \* 1/2002 Chen ..... D8/62  
D475,489 S \* 6/2003 McLelland ..... D32/15  
D525,752 S \* 7/2006 Bakker ..... D32/19  
D630,075 S \* 1/2011 Wright ..... D8/62  
D630,483 S \* 1/2011 Aglassinger ..... D8/62

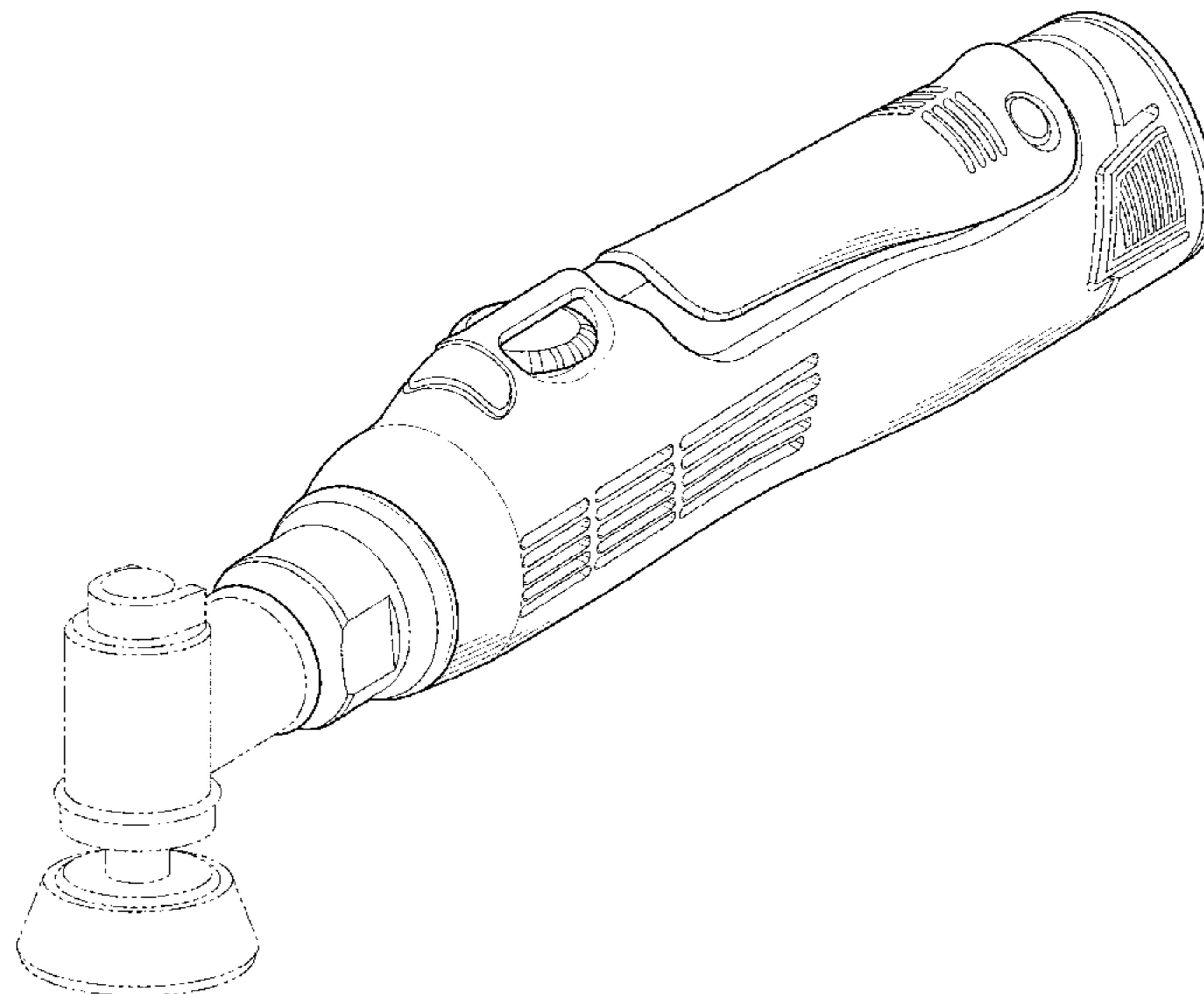
(57) **CLAIM**

The ornamental design for polishing machines, as shown and described.

**DESCRIPTION**

FIG. 1 is a perspective view of the polishing machine design of the present invention;  
FIG. 2 is a side view thereof;  
FIG. 3 is an opposite side view thereof;  
FIG. 4 is a top view thereof;  
FIG. 5 is a bottom view thereof;  
FIG. 6 is a front end view thereof; and,  
FIG. 7 is a rear end view thereof.

**1 Claim, 4 Drawing Sheets**



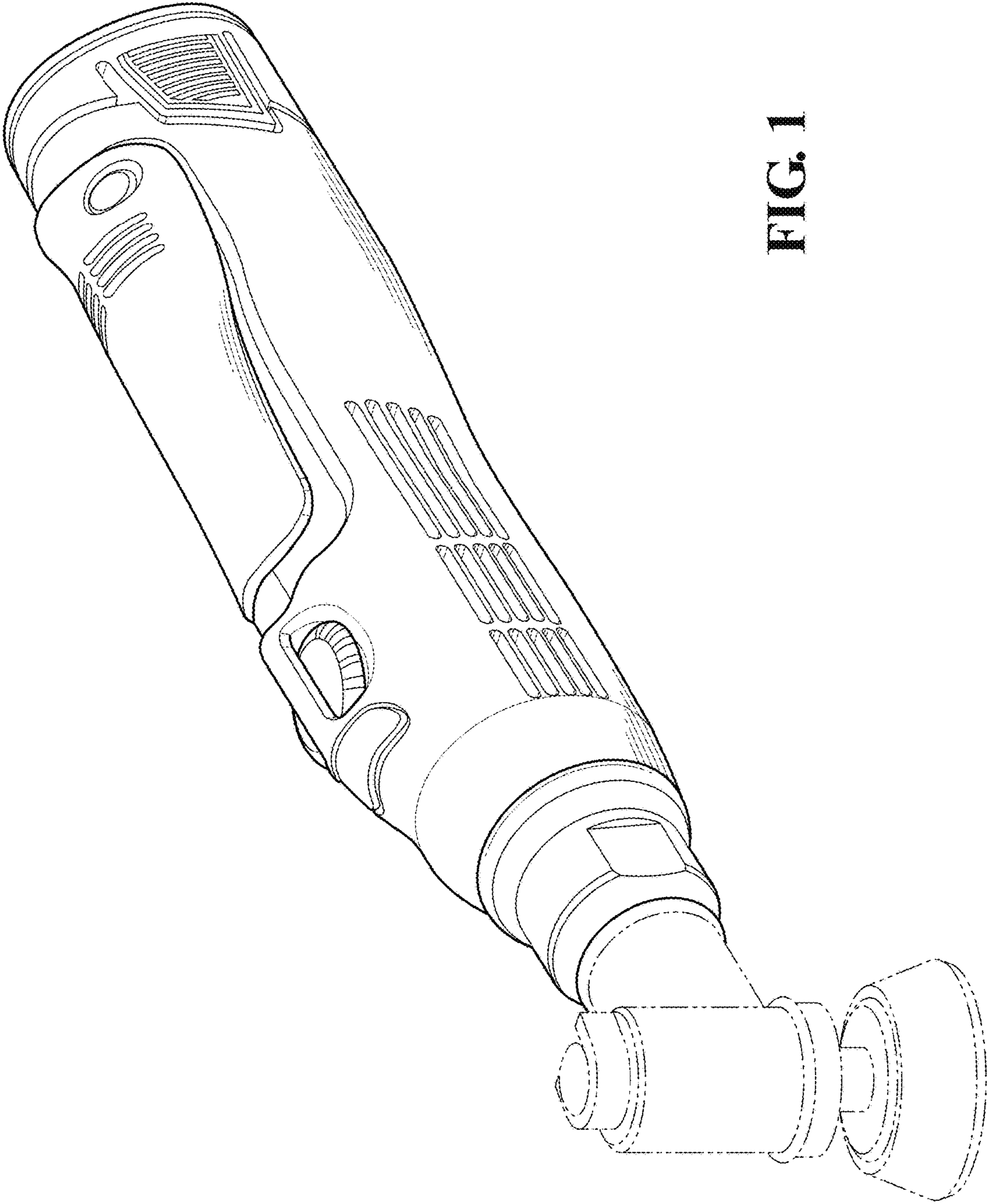
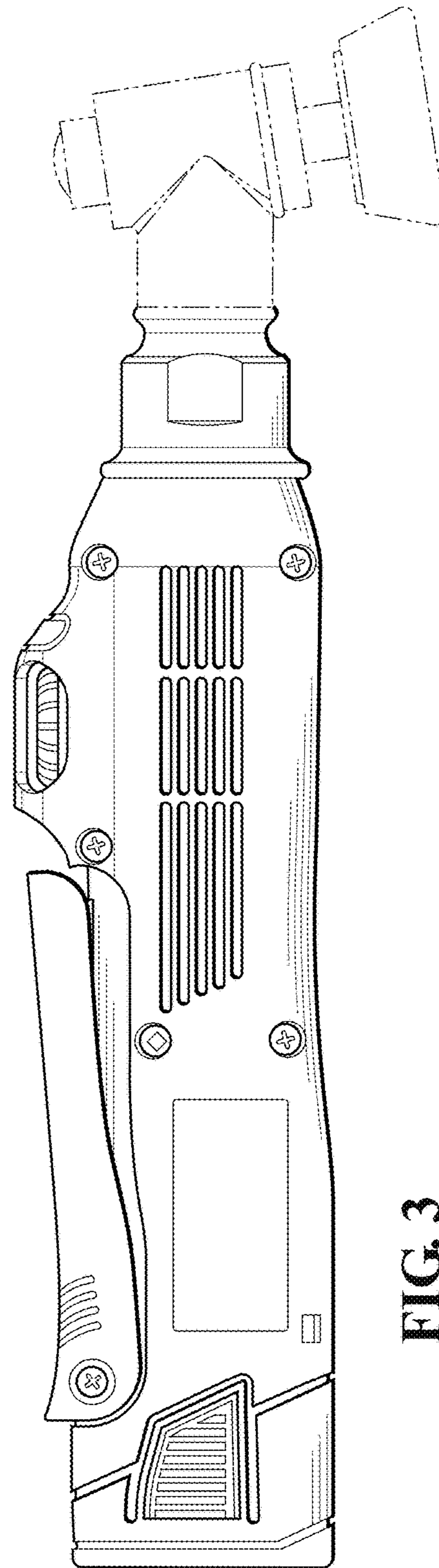
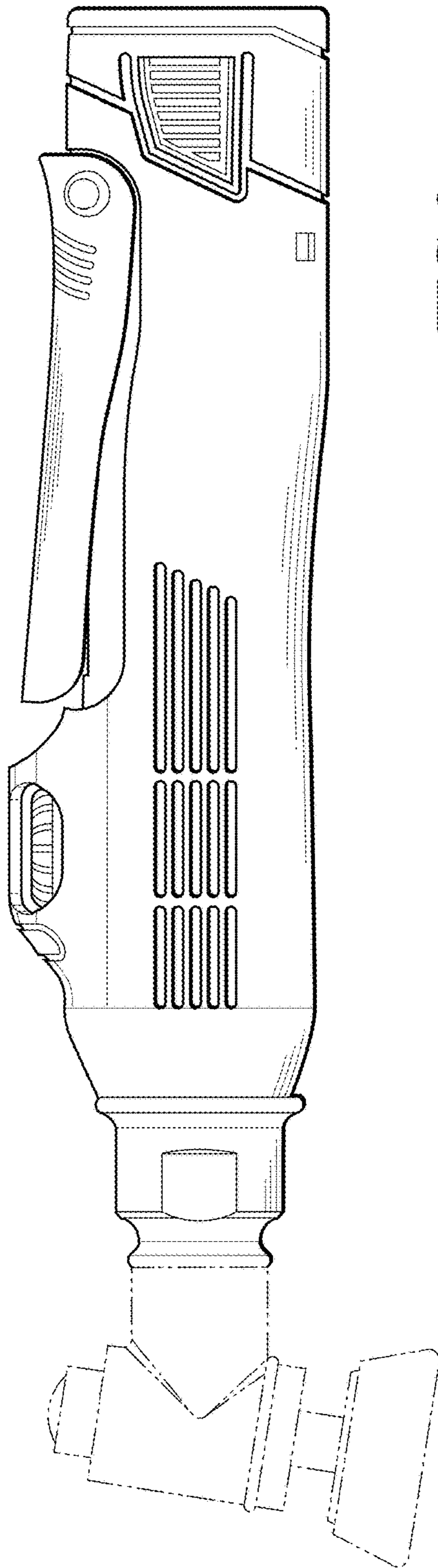


FIG. 1



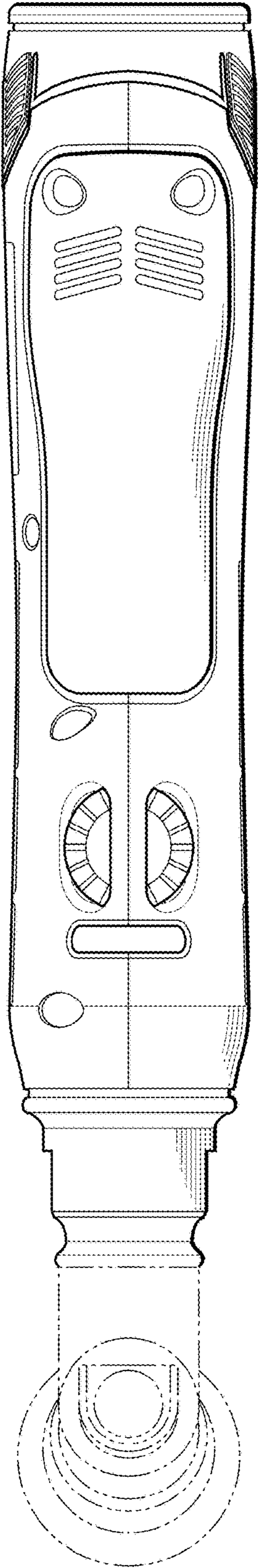


FIG. 4

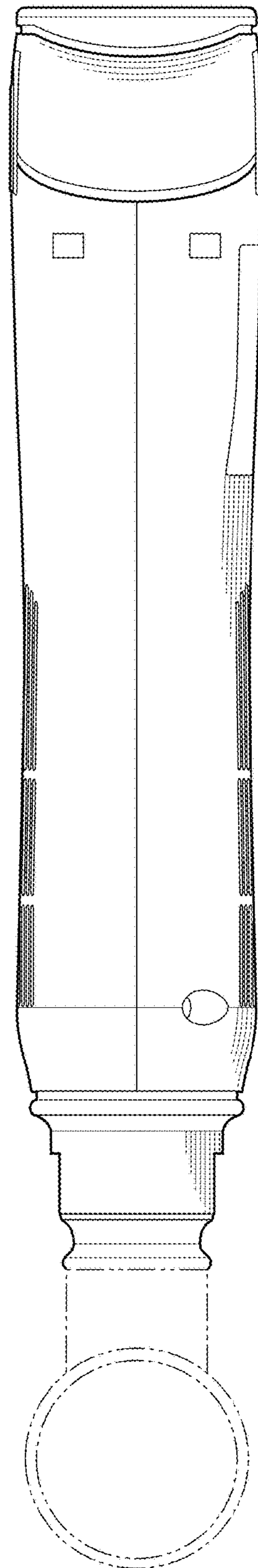
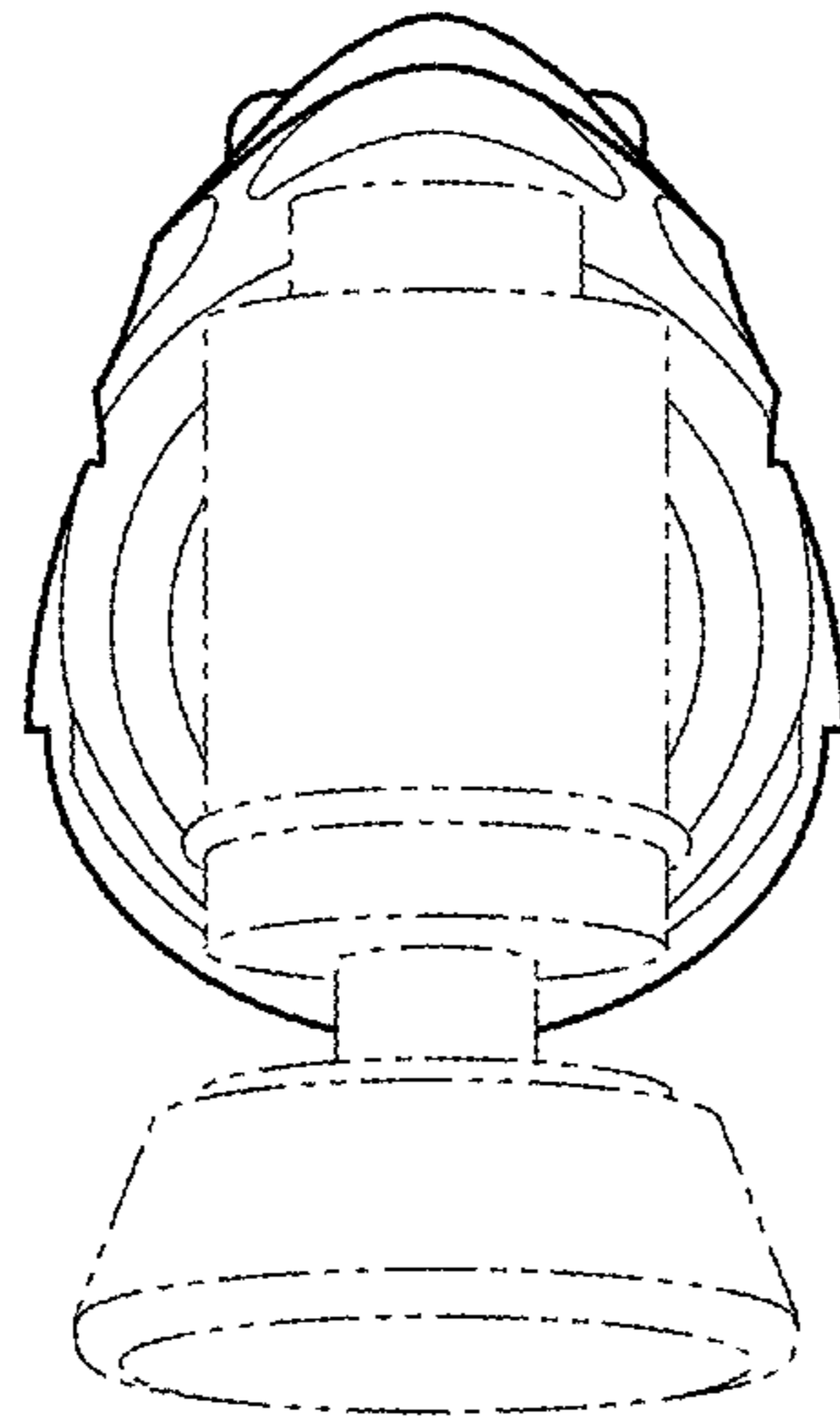
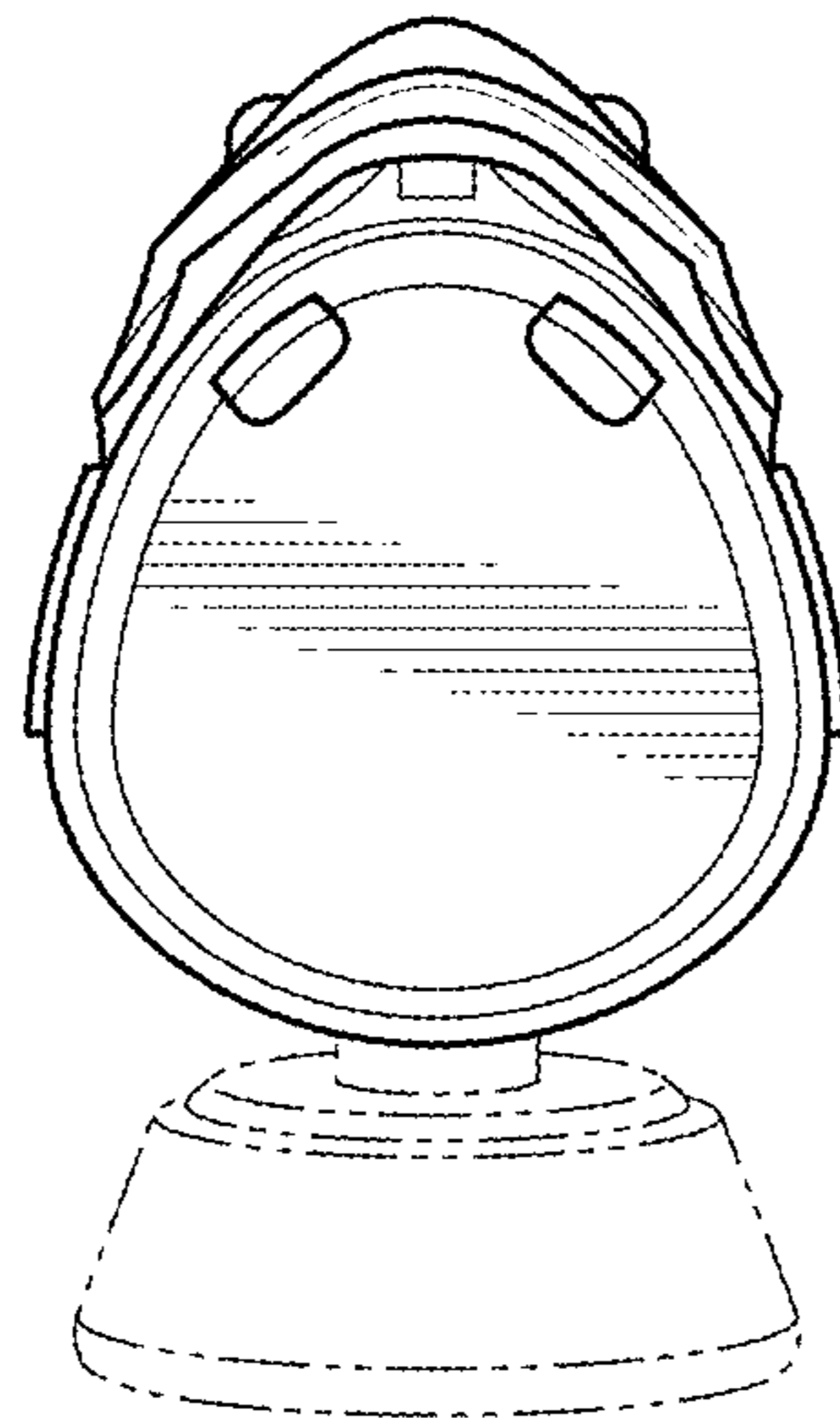


FIG. 5



**FIG. 6**



**FIG. 7**