



US00D786640S

(12) **United States Design Patent** (10) **Patent No.:** **US D786,640 S**  
**Hilman** (45) **Date of Patent:** **\*\* May 16, 2017**

(54) **WRENCH**  
(71) Applicant: **Bart Hilman**, Worland, WY (US)  
(72) Inventor: **Bart Hilman**, Worland, WY (US)  
(\*\*) Term: **15 Years**  
(21) Appl. No.: **29/557,303**  
(22) Filed: **Mar. 8, 2016**  
(51) **LOC (10) Cl.** ..... **08-05**  
(52) **U.S. Cl.**  
USPC ..... **D8/27; D8/28**  
(58) **Field of Classification Search**  
USPC ..... 81/60, 177.1, 177.85, 121.1, 124.3,  
81/165-170, 110.1, 176.2, 124.6, 176.1,  
81/176.15, 177.2, 186, 125, 119, 180.1,  
81/185.02; 16/110.1; D15/144.1;  
219/75, 227, 229, 121.16, 121.18  
CPC ..... B25B 13/463; B25B 13/04; B25B 13/46;  
B25B 13/461  
See application file for complete search history.

(56) **References Cited**  
U.S. PATENT DOCUMENTS  
529,707 A \* 11/1894 Clay ..... B25B 13/06  
144/308  
1,479,772 A 1/1924 Cook  
D167,245 S \* 7/1952 Anderson ..... 81/119  
3,868,873 A \* 3/1975 Evans ..... B25B 13/46  
81/119

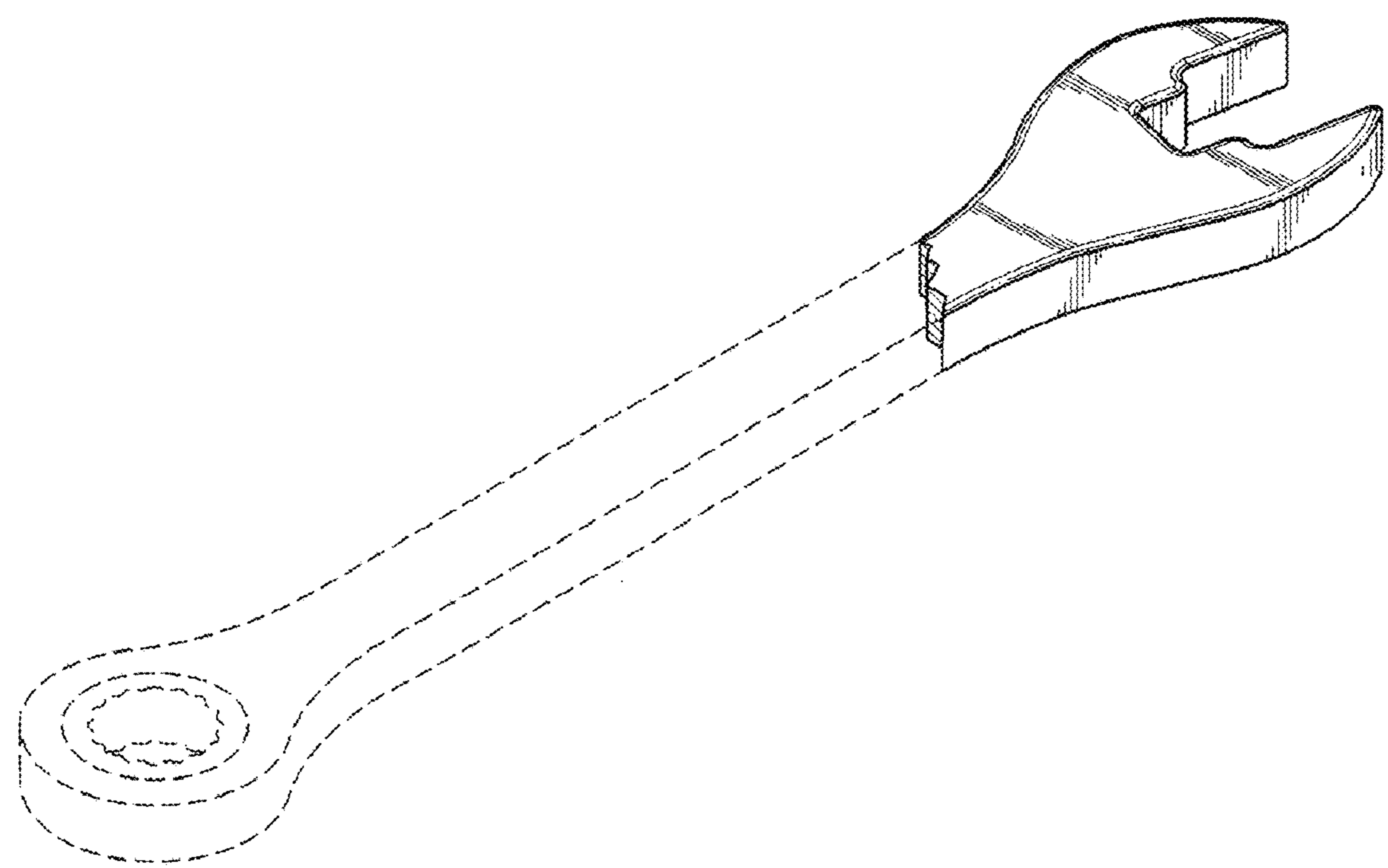
5,136,902 A \* 8/1992 Ma ..... B25B 13/08  
81/119  
D338,379 S 8/1993 DePalo  
D433,895 S \* 11/2000 Kindel ..... D8/28  
D443,189 S \* 6/2001 Li-Chen ..... D8/28  
6,289,772 B1 \* 9/2001 Ying-Wen ..... B25B 13/46  
81/119  
6,523,440 B2 2/2003 Friedman et al.  
D552,437 S \* 10/2007 Hsieh ..... D8/27

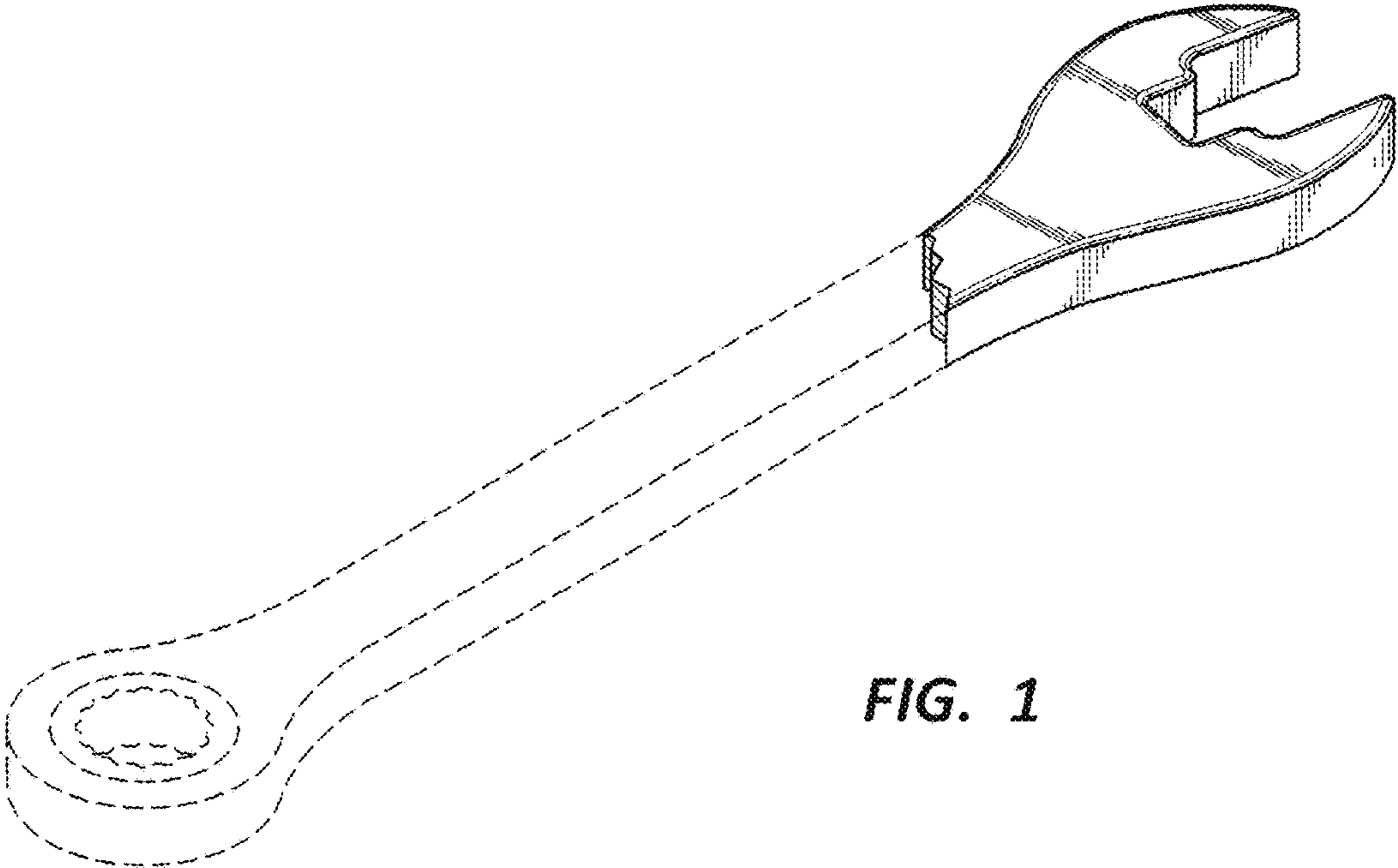
\* cited by examiner  
*Primary Examiner* — Randall Gholson  
(74) *Attorney, Agent, or Firm* — Stevenson IP, LLC

(57) **CLAIM**  
The ornamental design for a wrench, as shown and described.

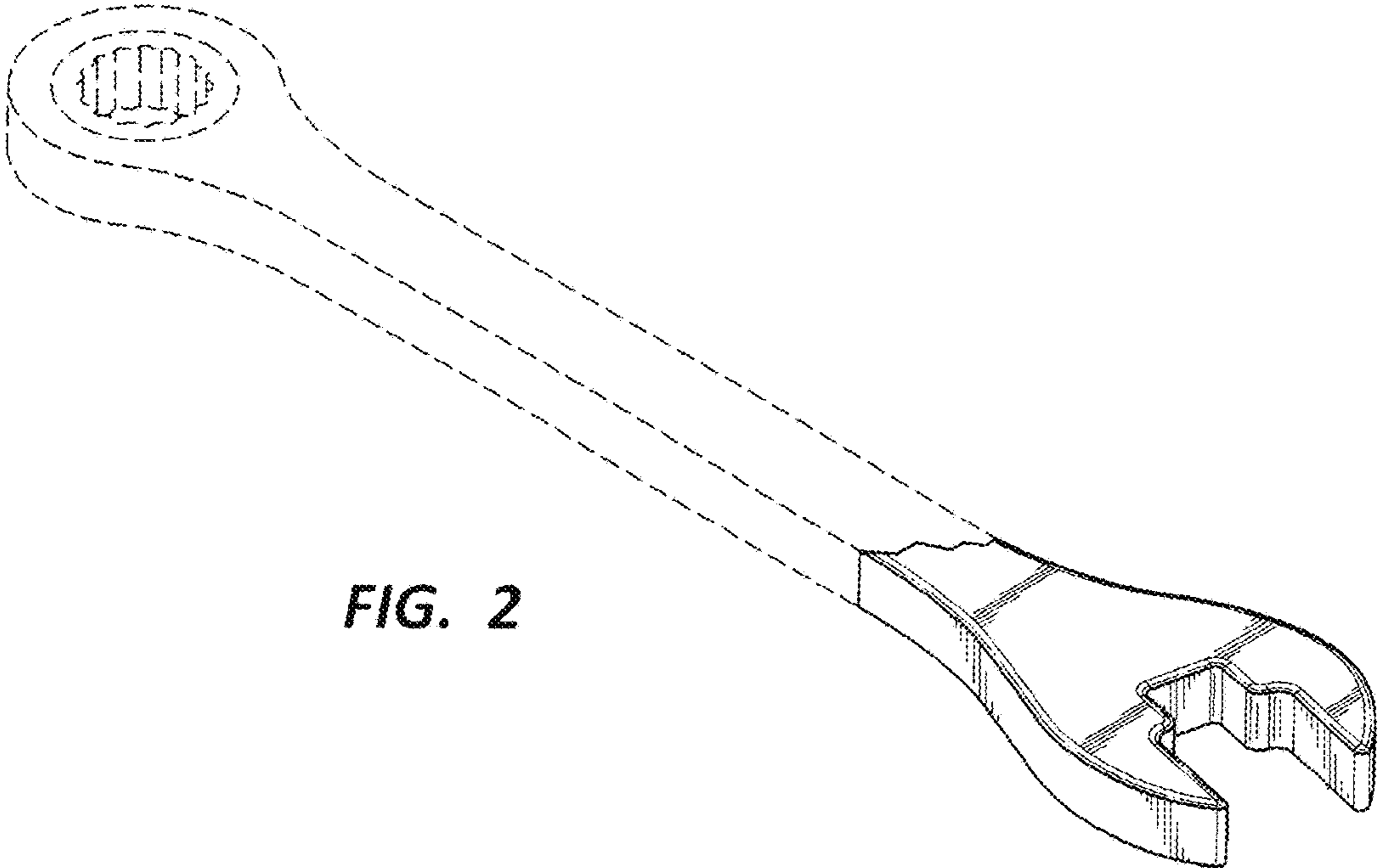
**DESCRIPTION**  
FIG. 1 is a rear isometric view of a wrench showing my new design;  
FIG. 2 is a front isometric view thereof;  
FIG. 3 is a top plan view thereof;  
FIG. 4 is a bottom plan view thereof;  
FIG. 5 is a right side elevation view thereof;  
FIG. 6 is a left side elevation view thereof; and,  
FIG. 7 is a front elevation view thereof.  
The broken lines in FIGS. 1 through 6 of the drawings depict environmental subject matter only and form no part of the claimed design.

**1 Claim, 3 Drawing Sheets**







**FIG. 1**



**FIG. 2**




**FIG. 3**



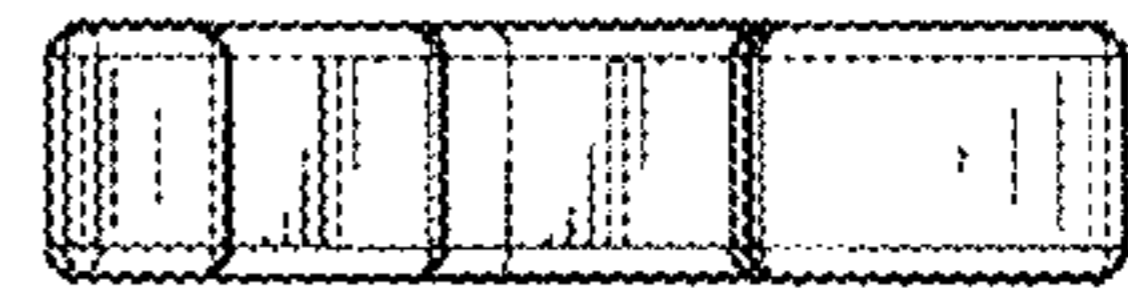
**FIG. 4**



**FIG. 5**



**FIG. 6**



**FIG. 7**