



US00D786639S

(12) **United States Design Patent**  
**Yang**

(10) **Patent No.:** **US D786,639 S**

(45) **Date of Patent:** **\*\* May 16, 2017**

(54) **WRENCH**

(71) Applicant: **Te-Chuan Yang**, Taichung (TW)

(72) Inventor: **Te-Chuan Yang**, Taichung (TW)

(\*\*) Term: **15 Years**

(21) Appl. No.: **29/550,504**

(22) Filed: **Jan. 5, 2016**

(51) **LOC (10) Cl.** ..... **08-05**

(52) **U.S. Cl.**

USPC ..... **D8/27**; D8/25; D8/28

(58) **Field of Classification Search**

USPC ..... 81/60, 177.1, 177.85, 121.1, 124.3,  
81/165-170, 110.1, 176.2, 124.6, 176.1,  
81/176.15, 177.2, 186, 125, 119, 180.1,  
81/185.02; 16/110.1; D15/144.1;  
219/75, 227, 229, 121.16, 121.18

CPC ..... B25B 13/463; B25B 13/04; B25B 13/46;  
B25B 13/461

See application file for complete search history.

(56) **References Cited**

**U.S. PATENT DOCUMENTS**

D485,143 S \* 1/2004 Yang ..... D8/28

D524,614 S \* 7/2006 Yang ..... D8/28

D562,654 S \* 2/2008 Yang ..... D8/27

D577,969 S \* 10/2008 Yang ..... D8/27

D606,822 S \* 12/2009 Zhan ..... D8/25

D645,714 S \* 9/2011 Hu ..... D8/28

8,695,460 B2 \* 4/2014 Liao ..... B25B 13/04  
81/119

\* cited by examiner

*Primary Examiner* — Randall Gholson

(74) *Attorney, Agent, or Firm* — Alan D. Kamrath;  
Kamrath IP Lawfirm, P.A.

(57) **CLAIM**

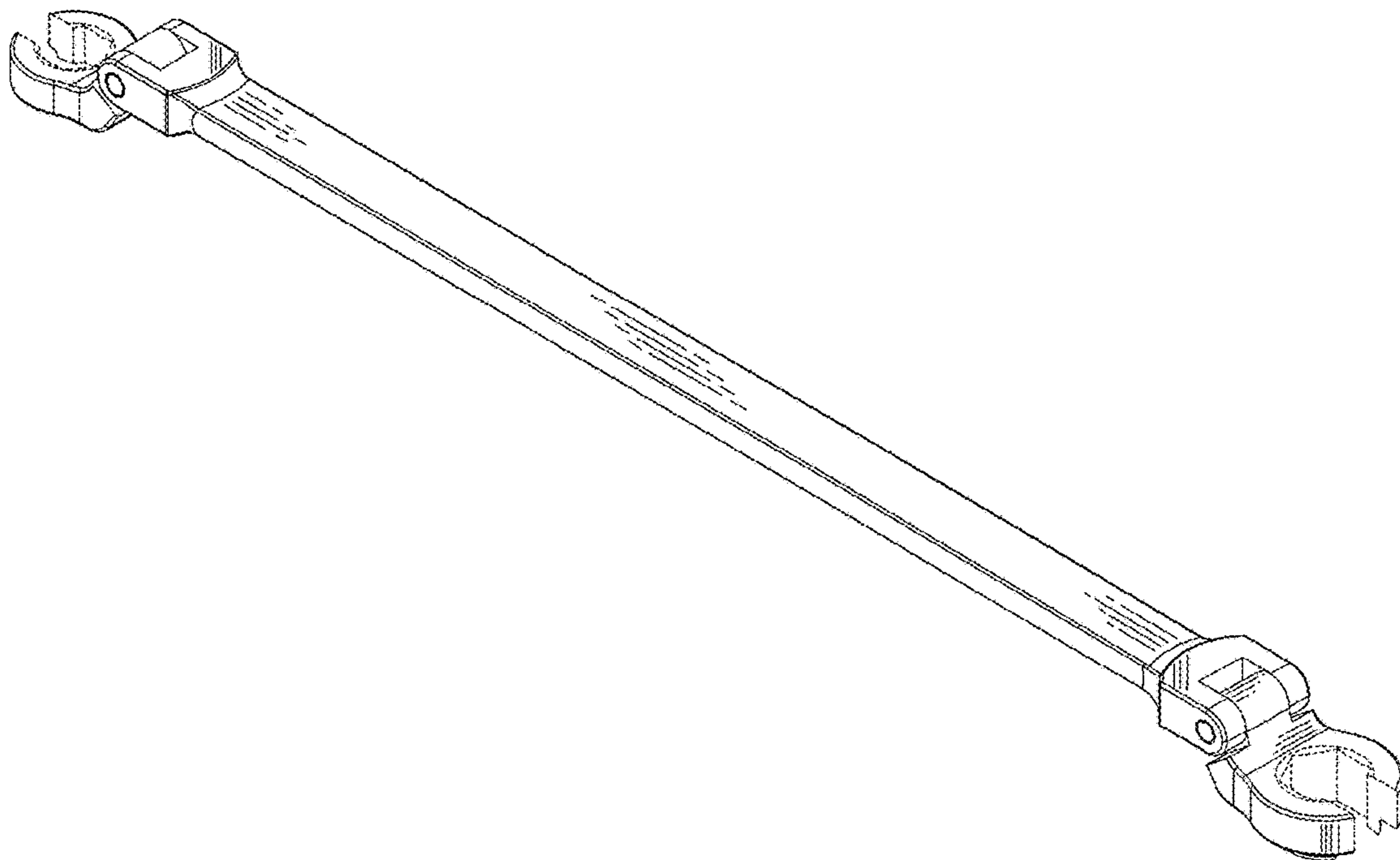
The ornamental design for a wrench, as shown and described.

**DESCRIPTION**

FIG. 1 is a perspective view of a wrench showing my design;  
FIG. 2 is a front elevational view thereof;  
FIG. 3 is a rear elevational view thereof;  
FIG. 4 is a left side elevational view thereof;  
FIG. 5 is a right side elevational view thereof;  
FIG. 6 is a top plan view thereof; and,  
FIG. 7 is a bottom plan view thereof.

The broken lines shown in the drawing are for illustrative purposes only, and form no part of the claimed design.

**1 Claim, 7 Drawing Sheets**



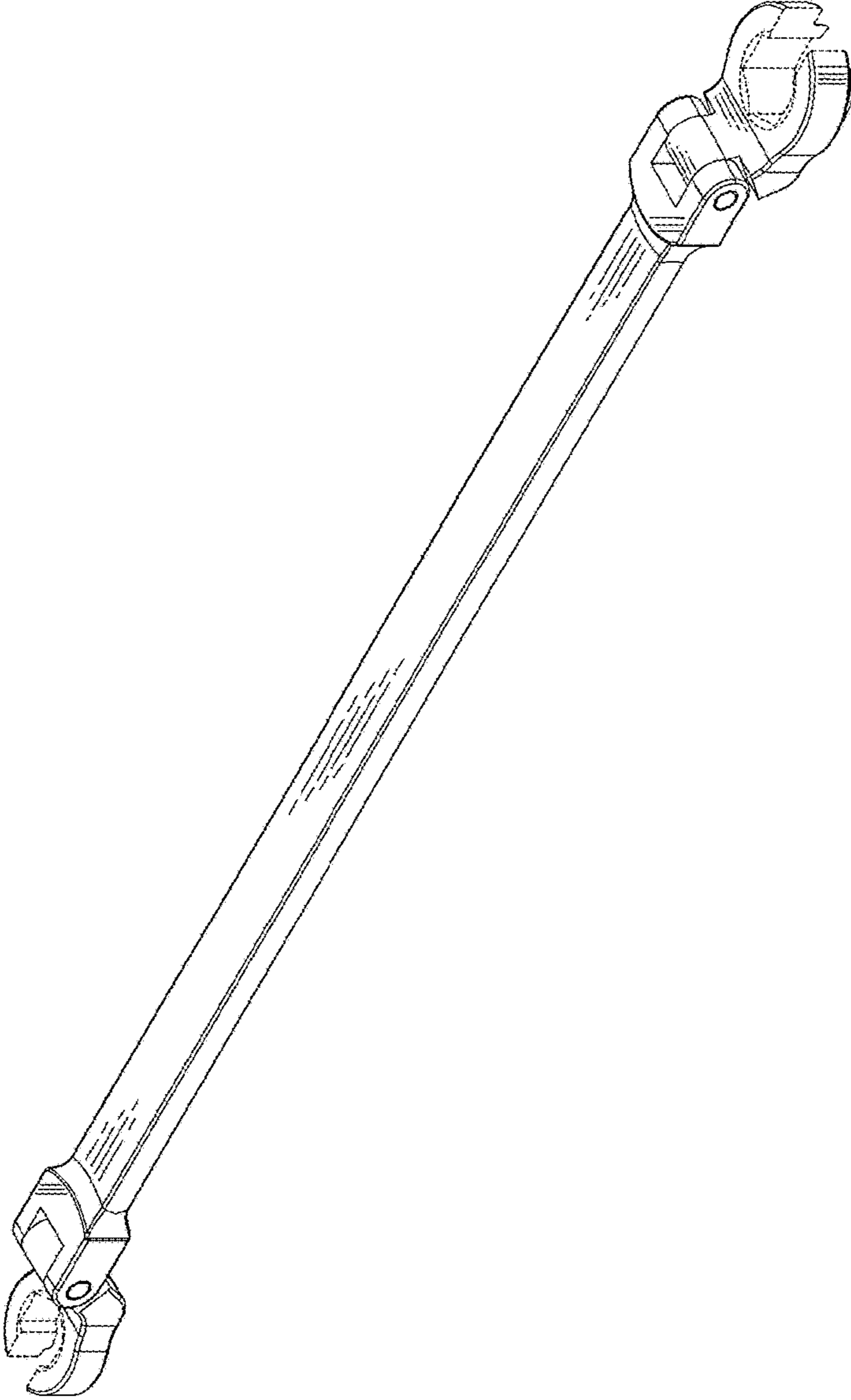


FIG. 1

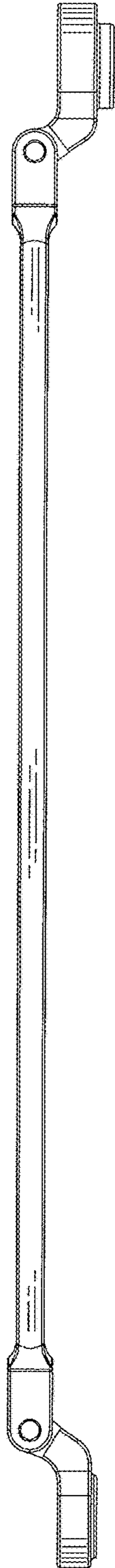


FIG. 2

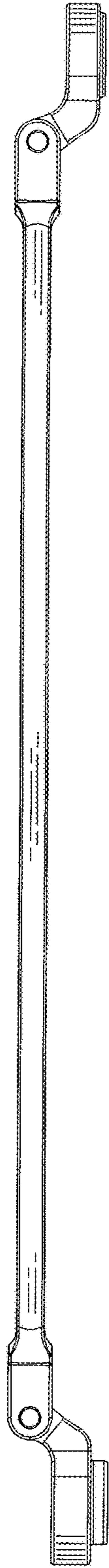


FIG. 3

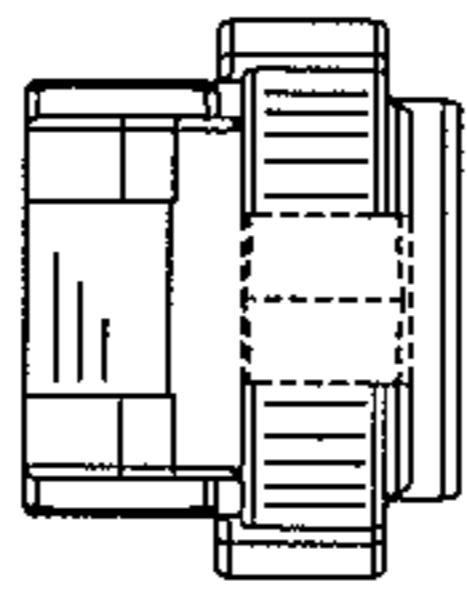


FIG. 4

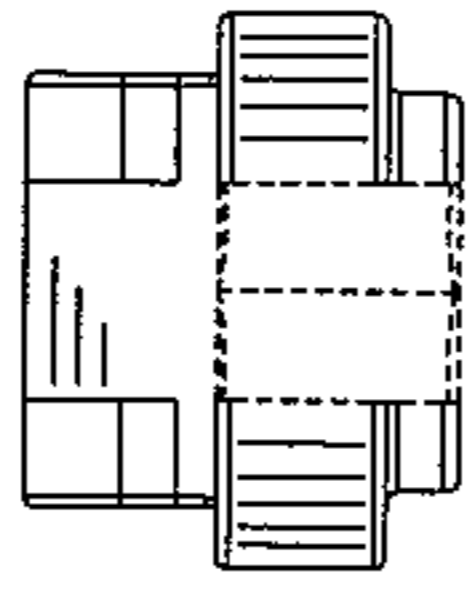


FIG. 5

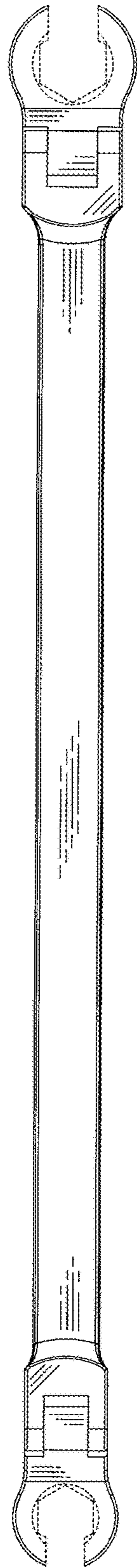


FIG. 6

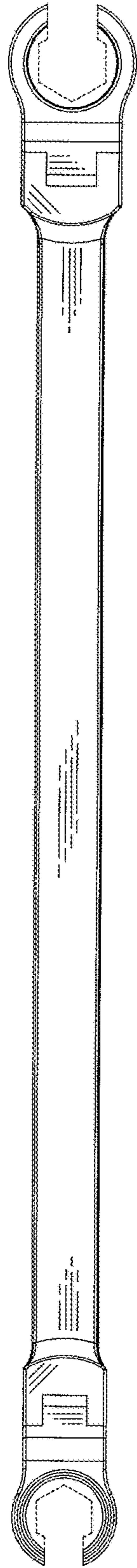


FIG. 7