



US00D786637S

(12) **United States Design Patent** (10) **Patent No.:** **US D786,637 S**
Goddu (45) **Date of Patent:** **** May 16, 2017**

(54) **WEEDING TOOL** 2,147,980 A * 2/1939 Koenig A01B 1/08
172/376
(71) Applicant: **Dallis Goddu**, Swift Current (CA) 4,093,031 A 6/1978 Portz
D273,838 S * 5/1984 Buffington 172/375
(72) Inventor: **Dallis Goddu**, Swift Current (CA) 4,471,842 A * 9/1984 Fox A01B 1/06
16/422
(**) Term: **15 Years** 4,483,133 A 11/1984 Pasley
D317,702 S * 6/1991 Rentz D8/11
D408,234 S 4/1999 Roof
(21) Appl. No.: **29/567,341** 5,983,616 A 11/1999 Smitherman
7,134,263 B2 11/2006 Tedesco
(22) Filed: **Jun. 8, 2016** 2012/0023755 A1 * 2/2012 Croce A01B 1/16
30/166.3

(51) **LOC (10) Cl.** **08-01**
(52) **U.S. Cl.**
USPC **D8/11**

(58) **Field of Classification Search**
USPC D8/1, 7, 9, 10, 11; D21/532; D30/158
CPC A01B 1/00; A01B 1/06; A01B 1/08; A01B
1/16; A01B 1/165; A01B 1/222; A01B
1/227

See application file for complete search history.

FOREIGN PATENT DOCUMENTS

WO WO2005082125 9/2005

* cited by examiner

Primary Examiner — Sandra Snapp

Assistant Examiner — Ieisha Price

(56) **References Cited**

U.S. PATENT DOCUMENTS

1,073,188 A * 9/1913 Van Houten A01B 1/06
172/372
1,156,714 A 10/1915 Schroeder
1,505,173 A * 8/1924 Tiemann A01B 1/08
172/376
1,578,128 A * 3/1926 Jacobson A01B 1/08
172/376
1,591,280 A 7/1926 Carr
1,601,382 A * 9/1926 Tiemann A01B 1/06
172/376
1,639,643 A 8/1927 Arvedson
1,663,716 A 3/1928 McMillan
1,716,841 A * 6/1929 Stone A01B 1/08
172/376
1,785,531 A * 12/1930 Roesch A01B 1/16
172/375
1,888,982 A * 11/1932 Elder A01B 1/22
172/376

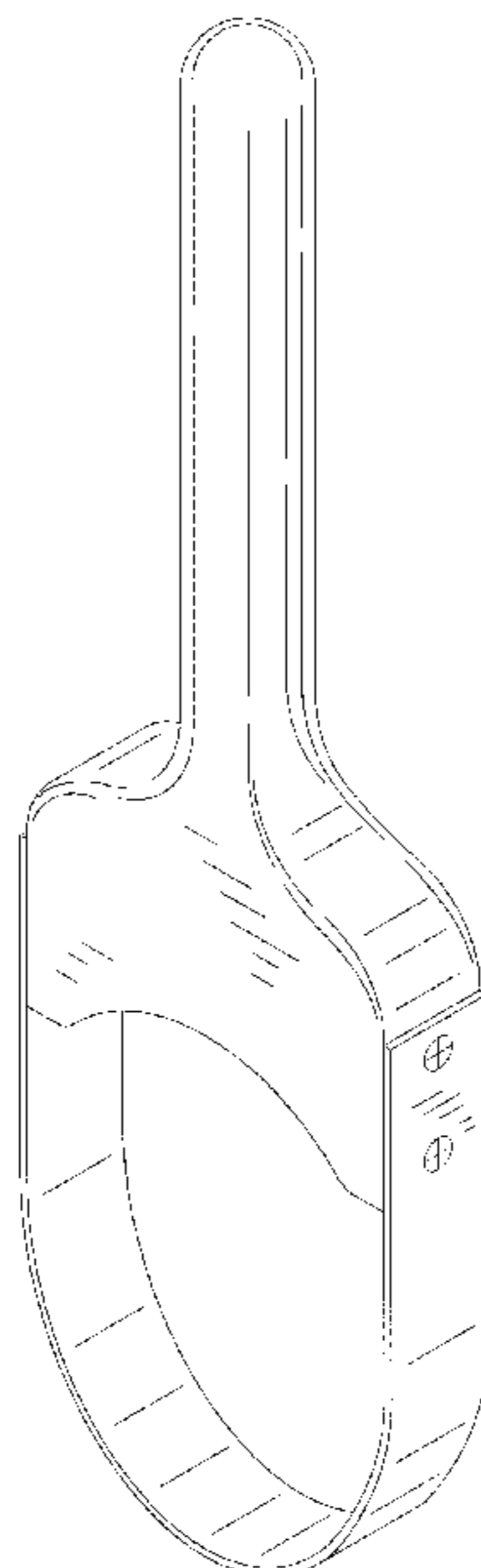
(57) **CLAIM**

The ornamental design for a weeding tool, as shown and described.

DESCRIPTION

FIG. 1 is a front view of a weeding tool showing my new design, a rear view being identical;
FIG. 2 is a left side view of the weeding tool, a right side view being identical;
FIG. 3 is a top view of the weeding tool;
FIG. 4 is a bottom view of the weeding tool;
FIG. 5 is a top front side perspective view of the weeding tool; and,
FIG. 6 is a bottom rear side perspective view of the weeding tool.

1 Claim, 3 Drawing Sheets



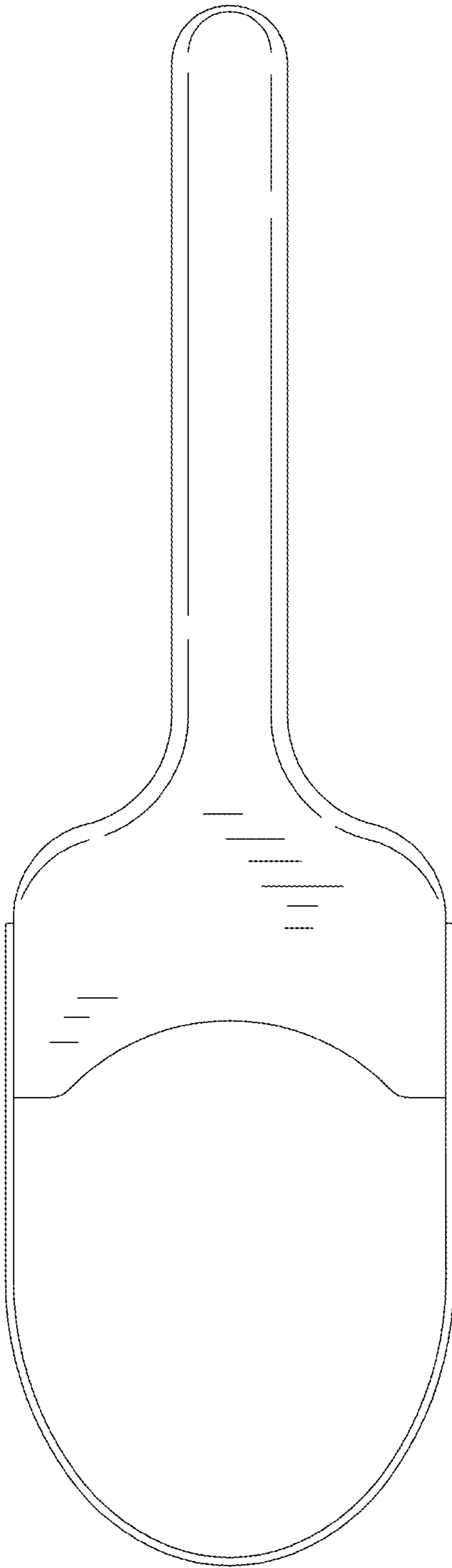


FIG. 1

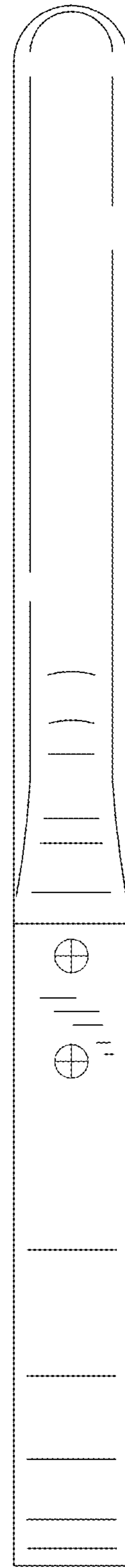


FIG. 2

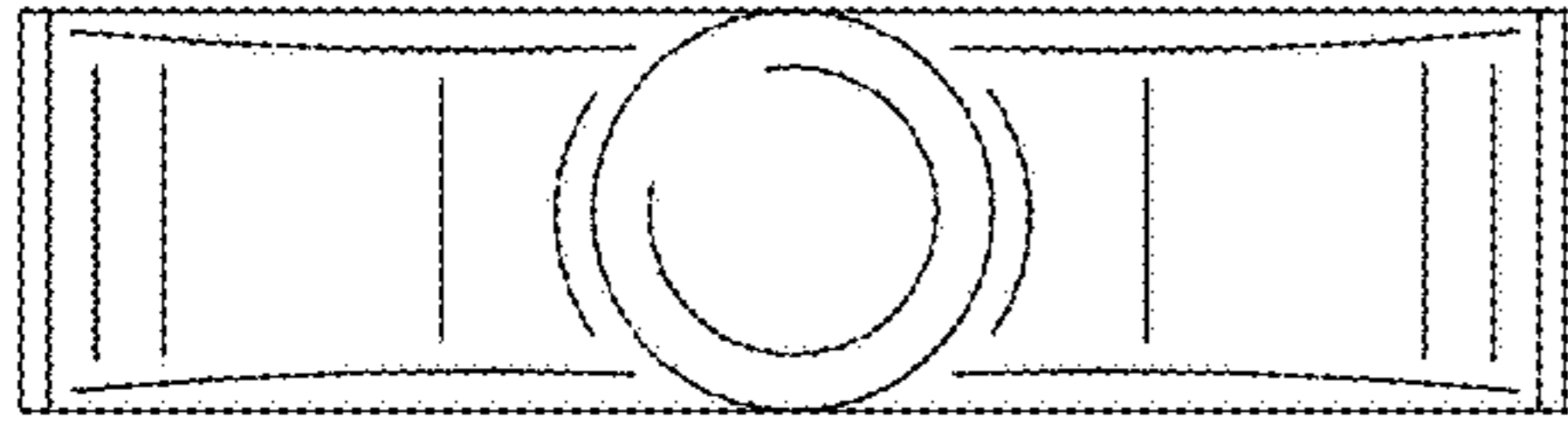


FIG. 3



FIG. 4

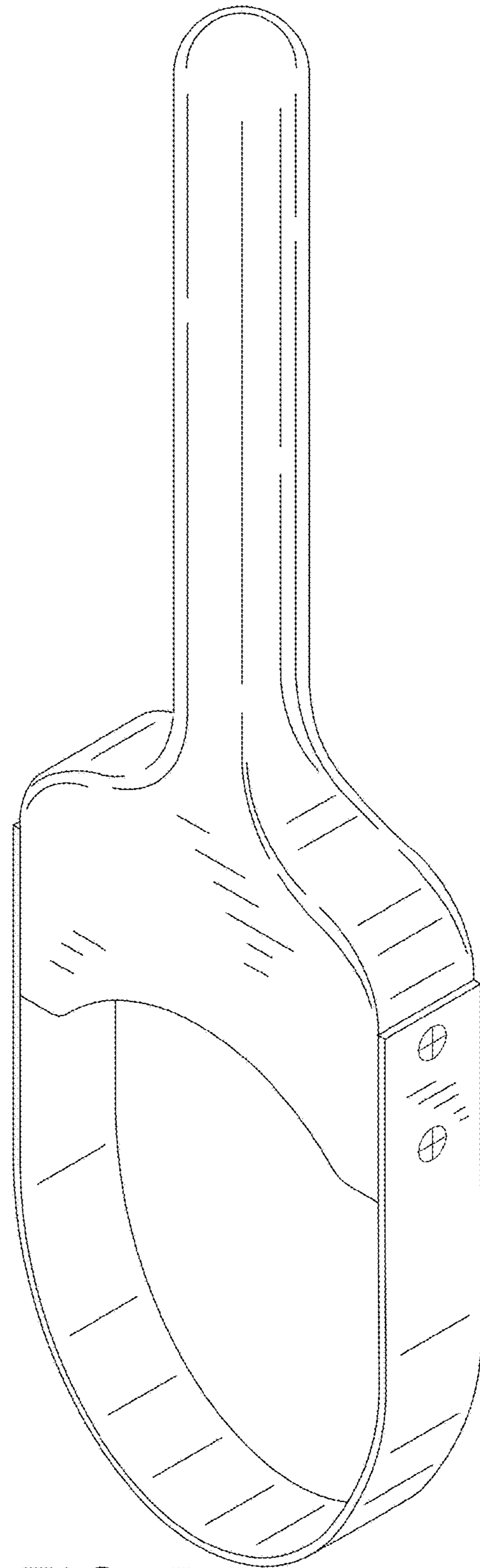


FIG. 5

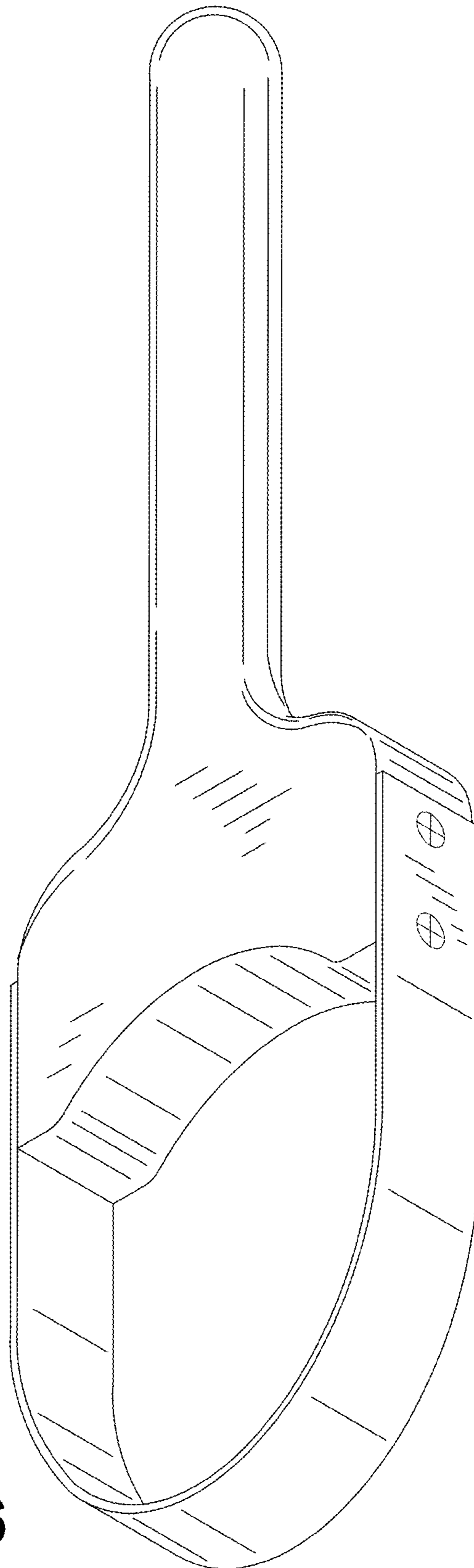


FIG. 6