



US00D786623S

(12) **United States Design Patent** (10) **Patent No.:** **US D786,623 S**  
**Passot** (45) **Date of Patent:** **\*\* May 16, 2017**

(54) **PLATE**  
(71) Applicant: **REVOL PORCELAIN S.A.**, Saint Uze (FR)  
(72) Inventor: **M. Olivier Passot**, Saint Uze (FR)  
(73) Assignee: **Revol Porcelaine S.A.** (FR)  
(\*\*) Term: **15 Years**  
(21) Appl. No.: **29/539,601**  
(22) Filed: **Sep. 16, 2015**  
(30) **Foreign Application Priority Data**  
Mar. 19, 2015 (EP) ..... 002660555-0002  
(51) **LOC (10) Cl.** ..... **07-01**  
(52) **U.S. Cl.**  
USPC ..... **D7/584**  
(58) **Field of Classification Search**  
USPC ..... D7/584, 500, 570, 566, 565, 557, 552.2, D7/503, 538, 543, 553.6, 509, 510, 523, D7/587, 539, 544, 551.1, 559, 563, 564, D7/567, 571, 560; D3/306; 217/122; 147/18; 220/23.83, 574.1, 574  
CPC ..... A47G 19/02; A47G 19/025  
See application file for complete search history.

(56) **References Cited**  
U.S. PATENT DOCUMENTS  
D77,403 S \* 1/1929 Goldman ..... D7/543  
D77,691 S \* 2/1929 Haley ..... D7/560  
D101,149 S \* 9/1936 Towne ..... D7/501  
D124,202 S \* 12/1940 Prouty ..... D11/151  
D130,228 S \* 11/1941 McCartney ..... D11/149  
D179,011 S \* 10/1956 Kimble ..... D7/562  
D187,157 S \* 2/1960 Anderson ..... D7/570

D206,342 S \* 11/1966 Gregory ..... D7/564  
D207,727 S \* 5/1967 Benes ..... D7/560  
D207,732 S \* 5/1967 Benes ..... D7/560  
D271,751 S \* 12/1983 Campana ..... D11/151  
D274,970 S \* 8/1984 Durand ..... D7/564  
D275,355 S \* 9/1984 Durand ..... D7/560  
D275,541 S \* 9/1984 Durand ..... D7/565  
D288,051 S \* 2/1987 Unger ..... D7/560  
D290,437 S \* 6/1987 Husted ..... D7/557  
D309,551 S \* 7/1990 Seitz ..... D7/585  
D344,211 S \* 2/1994 Froger ..... D7/560  
D351,763 S \* 10/1994 Doxey ..... D7/562  
D431,422 S \* 10/2000 Lin ..... D7/565  
D446,421 S \* 8/2001 Lavallo Rowell ..... D7/396.4  
D463,995 S \* 10/2002 Duncan ..... D11/109  
D467,126 S \* 12/2002 Bradley ..... D7/545  
D485,333 S \* 1/2004 Freeman ..... D23/293.1  
D493,069 S \* 7/2004 Penrod ..... D7/543  
D497,286 S \* 10/2004 Penrod ..... D7/554.2  
D545,133 S \* 6/2007 Wasserman ..... D7/565  
D546,628 S \* 7/2007 Koennecke ..... D7/500  
D587,530 S \* 3/2009 Sarniak, III ..... D7/584  
D587,531 S \* 3/2009 Sarniak, III ..... D7/584  
D613,837 S \* 4/2010 Slothower ..... D23/295  
D646,123 S \* 10/2011 Hering ..... D7/500  
D694,068 S \* 11/2013 Arbel ..... D7/500  
D697,760 S \* 1/2014 Uchida ..... D7/558  
D701,732 S \* 4/2014 Ehrenhaus ..... D7/539


(Continued)

*Primary Examiner* — Cynthia Underwood

(57) **CLAIM**  
The ornamental design for a plate, as shown and described.

**DESCRIPTION**  
FIG. 1 is a perspective view of an embodiment of a plate of the present invention, showing a relief pattern defined in a portion of the plate;  
FIG. 2 is a second perspective view of the plate of FIG. 1; and,  
FIG. 3 is a top plan view of the plate of FIG. 1.

**1 Claim, 3 Drawing Sheets**



(56)

**References Cited**

U.S. PATENT DOCUMENTS

D743,213	S	*	11/2015	Eide	.....	D7/564
D746,639	S	*	1/2016	Cossu	.....	D7/554.1
D754,412	S	*	4/2016	Thomason	.....	D34/4
D754,811	S	*	4/2016	Thomason	.....	D23/200
D763,626	S	*	8/2016	Westrick	.....	D7/584
D771,847	S	*	11/2016	Thomason	.....	D26/19
D774,829	S	*	12/2016	Passot	.....	D7/509
2009/0020597	A1	*	1/2009	D'Amato	.....	B65D 81/3874 229/403

\* cited by examiner





FIG. 1






FIG. 2






FIG. 3