



US00D786610S

(12) **United States Design Patent** (10) **Patent No.:** **US D786,610 S**
Koehler (45) **Date of Patent:** **** May 16, 2017**

(54) **APPLIANCE COOKTOP WITH INTERFACE**

(71) Applicant: **General Electric Company,**
Schenectady, NY (US)

(72) Inventor: **Elliott Dean Koehler,** Louisville, KY
(US)

(73) Assignee: **Haier US Appliance Solutions, Inc.,**
Wilmington, DE (US)

(**) Term: **15 Years**

(21) Appl. No.: **29/545,977**

(22) Filed: **Nov. 18, 2015**

(51) **LOC (10) Cl.** **07-02**

(52) **U.S. Cl.**
USPC **D7/346**

(58) **Field of Classification Search**
USPC D14/485-495; D7/346
CPC G06F 3/04817; G06F 3/0482; G06F
3/04842; H04H 60/04; H05B 1/02; H05B
3/74; H05B 6/06; H05B 6/12; F24C
7/083

See application file for complete search history.

(56) **References Cited**

U.S. PATENT DOCUMENTS

D462,573	S *	9/2002	Staebler	D7/346
D563,715	S *	3/2008	Grey	D7/346
7,561,934	B2 *	7/2009	Terada	H04H 60/04 700/94
D641,584	S *	7/2011	Sadtler	D7/346
D696,893	S *	1/2014	Meda	D7/346
D701,226	S *	3/2014	Jung	D14/486
D737,278	S *	8/2015	Shin	D14/485
D748,126	S *	1/2016	Sarukkai	D14/486
2002/0190057	A1 *	12/2002	Staebler	H05B 3/74 219/506

2004/0238524	A1 *	12/2004	Lerner	H05B 3/68 219/445.1
2012/0266854	A1 *	10/2012	Meneghetti	H05B 3/74 126/211
2013/0056457	A1 *	3/2013	Lee	F24C 7/083 219/620
2014/0289678	A1 *	9/2014	Carmichael	G06F 3/04817 715/834

OTHER PUBLICATIONS

“GE Launches Next Gen Induction Cooktops . . .”, posted at pressroom.geappliances.com, Jan. 20, 2015, [site visited Aug. 10, 2016]. Available from Internet: <<http://pressroom.geappliances.com/news/ge-launches-next-gen-induction-cooktops-with-smartphone-inspired-controls-and-lightweight-integrated-griddle>>.*

(Continued)

Primary Examiner — Karen Kearney

Assistant Examiner — John M Otte

(74) *Attorney, Agent, or Firm* — Dority & Manning, P.A.


(57) **CLAIM**

The ornamental design for an appliance cooktop with interface, as shown and described.

DESCRIPTION

FIG. 1 is a top view of an appliance cooktop with interface showing my new design; and, FIG. 2 is an enlarged partial view of the design of FIG. 1, showing the interface separately for clarity of illustration. The broken line showing of the appliance cooktop in FIG. 1 is included for the purpose of illustrating portions of the article and forms no part of the claimed design. The broken line in FIG. 2 defines the bounds of the partial view from FIG. 1 and forms no part of the claimed design. The top surface of the appliance cooktop with interface is flat and solid.

1 Claim, 2 Drawing Sheets



(56)

References Cited

OTHER PUBLICATIONS

“Latest Trends in Home Appliances”, posted at homeappliances.wordpress.com, May 10, 2013, [site visited Jun. 29, 2016]. Available from Internet: <<https://homeappliances.wordpress.com/category/cooktops/page/6>>.*

Katz, Neil, “Electrolux vs Thermador Induction Cooktops”, posted at blog.yaleappliance.com, May 29, 2013, [site visited Jun. 29, 2016]. Available from Internet: <<http://blog.yaleappliance.com/bid/94147/Electrolux-vs-Thermador-Induction-Cooktops-Reviews-Ratings-Prices>>.*

“The Best Cooktop for Messy Cooks !!!”, posted at lisamendedesign.blogspot.com, Aug. 19, 2013, [site visited Jun. 29, 2016]. Available from Internet: <<https://lisamendedesign.blogspot.com/2013/08/the-best-cooktop-for-messy-cooks.html>>.*

* cited by examiner




FIG. 1

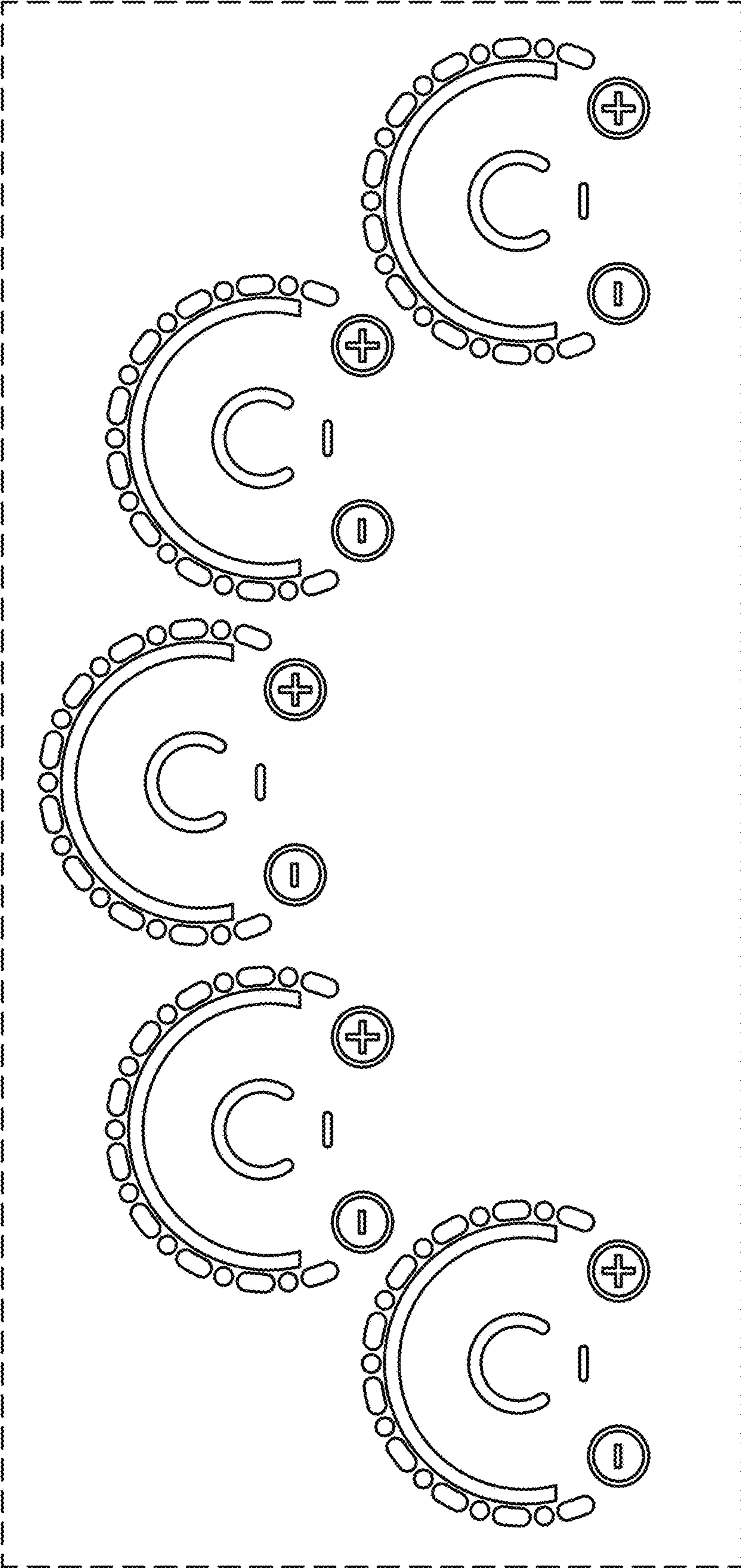


FIG. 2