



US00D786606S

(12) **United States Design Patent** (10) **Patent No.:** **US D786,606 S**
Bodum (45) **Date of Patent:** **** May 16, 2017**

(54) **COFFEE MAKER** 2,824,509 A * 2/1958 Trogden A47J 31/0576
99/292
(71) Applicant: **PI-Design AG**, Triengen (CH) 4,793,245 A * 12/1988 Kimura A47J 31/047
99/292
(72) Inventor: **Jorgen Bodum**, Meggen (CH) D336,587 S * 6/1993 Goldstein D7/310
5,892,204 A * 4/1999 McNair A47J 31/047
219/431
(73) Assignee: **PI-Design AG**, Triengen (CH) D453,278 S * 2/2002 Chen D7/309

(**) Term: **15 Years**

FOREIGN PATENT DOCUMENTS

(21) Appl. No.: **29/580,424**

WO DM/087072 A1 7/2015

(22) Filed: **Oct. 10, 2016**

OTHER PUBLICATIONS

(30) **Foreign Application Priority Data**

Apr. 11, 2016 (WO) DM/090192

PI-Design AG, U.S. Appl. No. 29/589,577, filed Jan. 3, 2017.
PI-Design AG, U.S. Appl. No. 29/579,253, filed Sep. 29, 2016.
PI-Design AG, U.S. Appl. No. 29/552,120, filed Jan. 20, 2016.
Select portions of Bodum Collection Catalogue, Jan. 2015, 9 pages.
PI-Design AG, U.S. Appl. No. 29/552,118, filed Jan. 20, 2016.

(51) **LOC (10) Cl.** **07-01**

(52) **U.S. Cl.**

USPC **D7/318**; D7/310

* cited by examiner

(58) **Field of Classification Search**

USPC D7/316-322, 598, 600, 310, 536, 507;
222/188, 465.1, 713; D23/209; 99/285,
99/304, 292

CPC A47J 41/0027; A47J 31/50; A47J 45/0077;
A47J 31/053; A47J 31/20; A47J 31/02;
A47J 45/10; A47J 31/14; A47J 411/02;
A47J 31/38; A47J 31/306; A47G 19/22;
A47G 19/12

See application file for complete search history.

Primary Examiner — Marianne Pandozzi
(74) *Attorney, Agent, or Firm* — McDonnell Boehnen
Hulbert & Berghoff LLP

(57) **CLAIM**

The ornamental design for a coffee maker, as shown and described.

DESCRIPTION

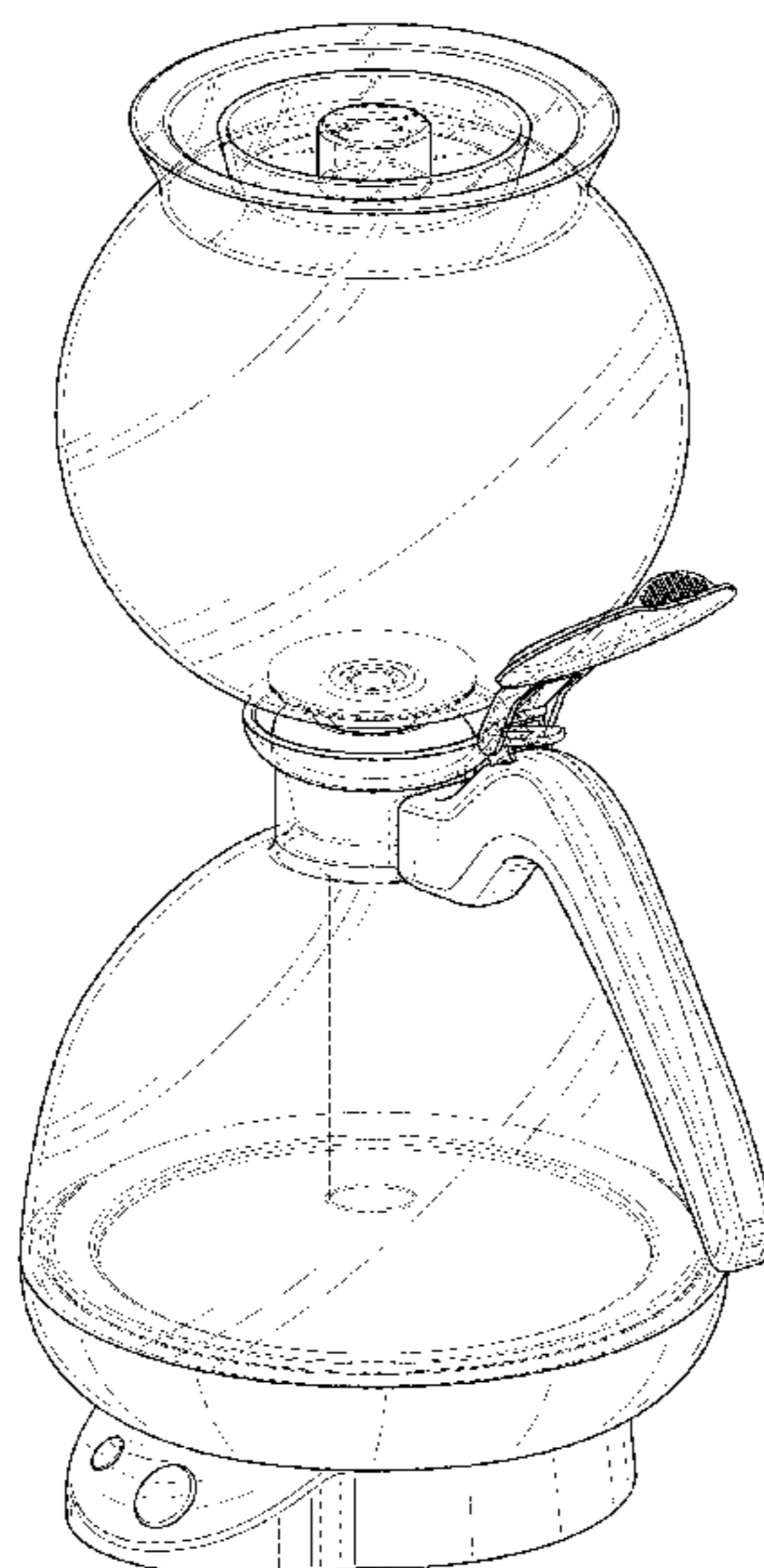
(56) **References Cited**

U.S. PATENT DOCUMENTS

2,176,081 A * 10/1939 Kise A47J 31/106
392/334
2,181,578 A * 11/1939 Cory A47J 31/0605
99/299
D125,266 S * 2/1941 Felver D7/310
D140,157 S * 1/1945 Chapman D7/310
2,747,749 A * 5/1956 Shore D06F 57/04
211/167

FIG. 1 is a perspective view of a coffee maker showing my new design;
FIG. 2 is a front view thereof
FIG. 3 is a rear view thereof;
FIG. 4 is a left side view thereof
FIG. 5 is a right side view thereof;
FIG. 6 is a top view thereof; and,
FIG. 7 is a bottom view thereof.

1 Claim, 7 Drawing Sheets



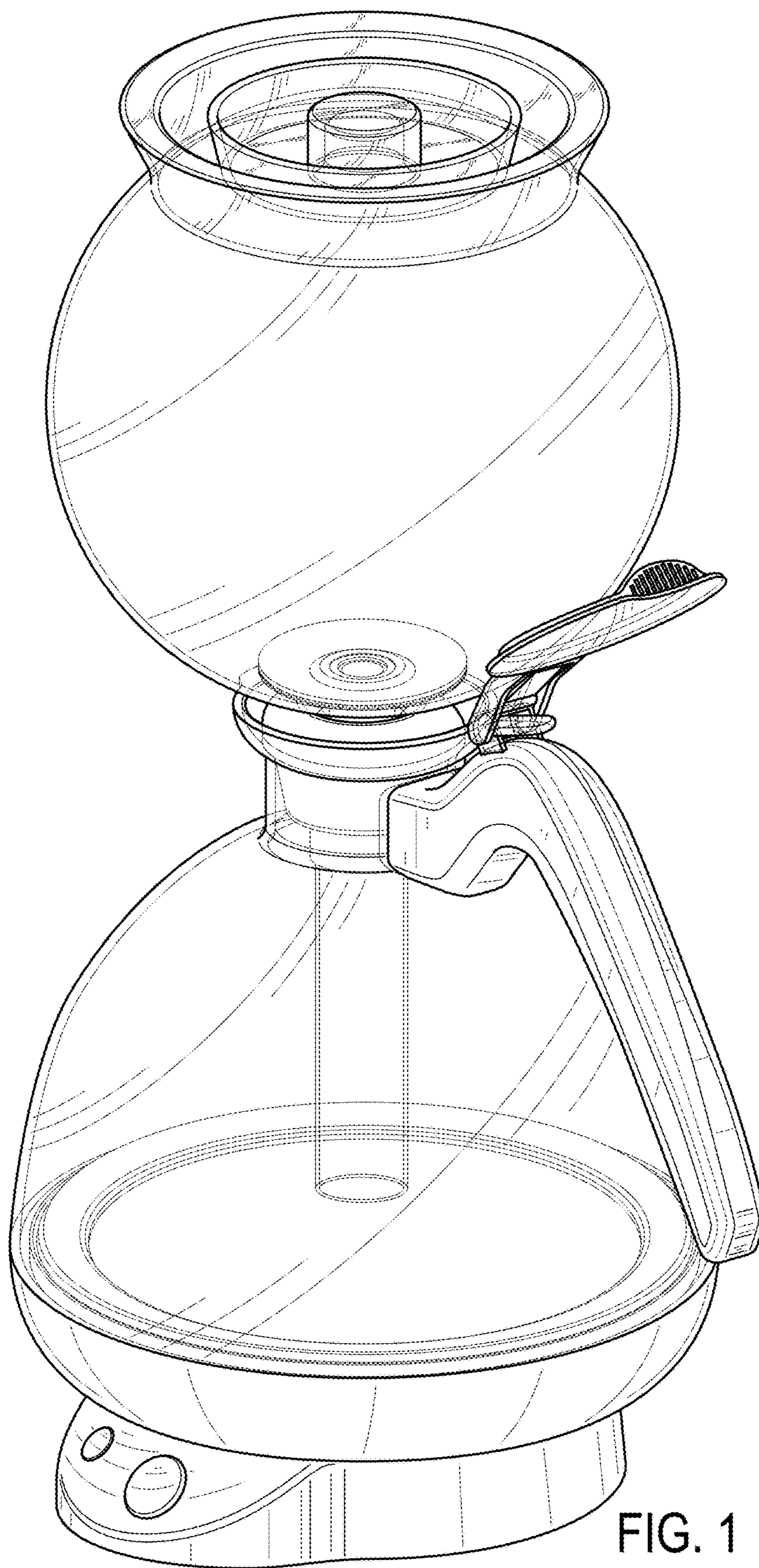


FIG. 1

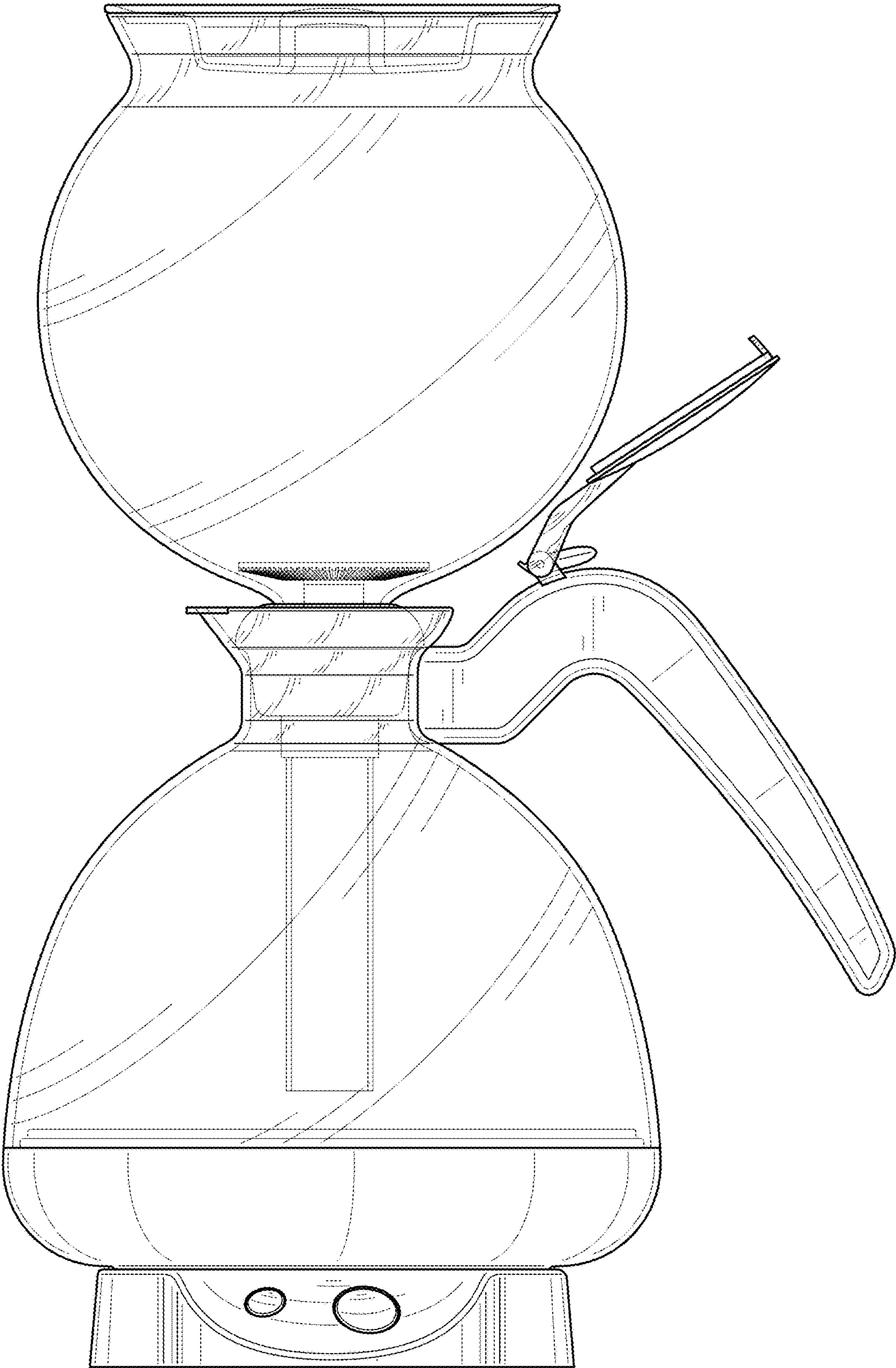


FIG. 2

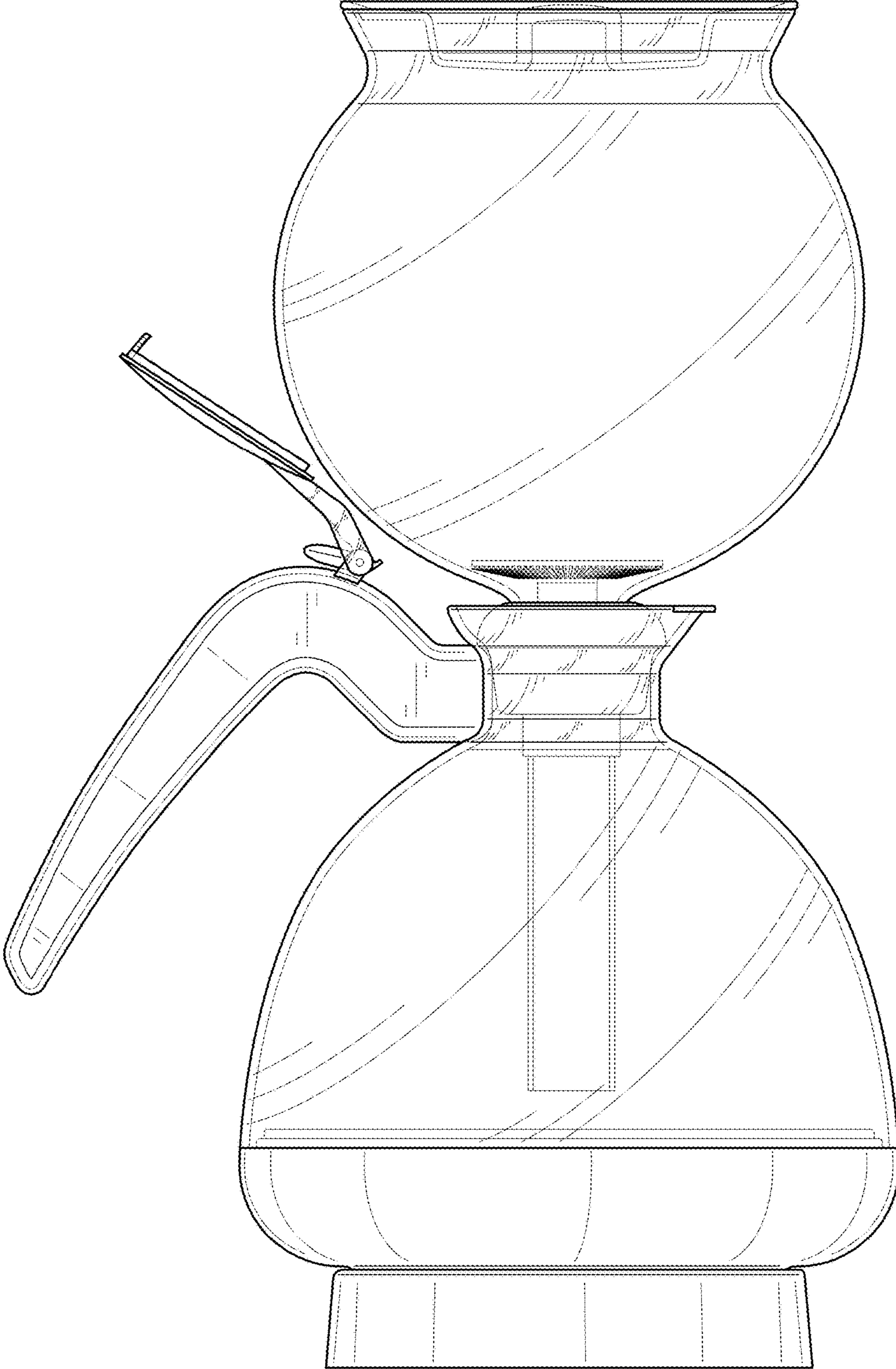


FIG. 3




FIG. 4

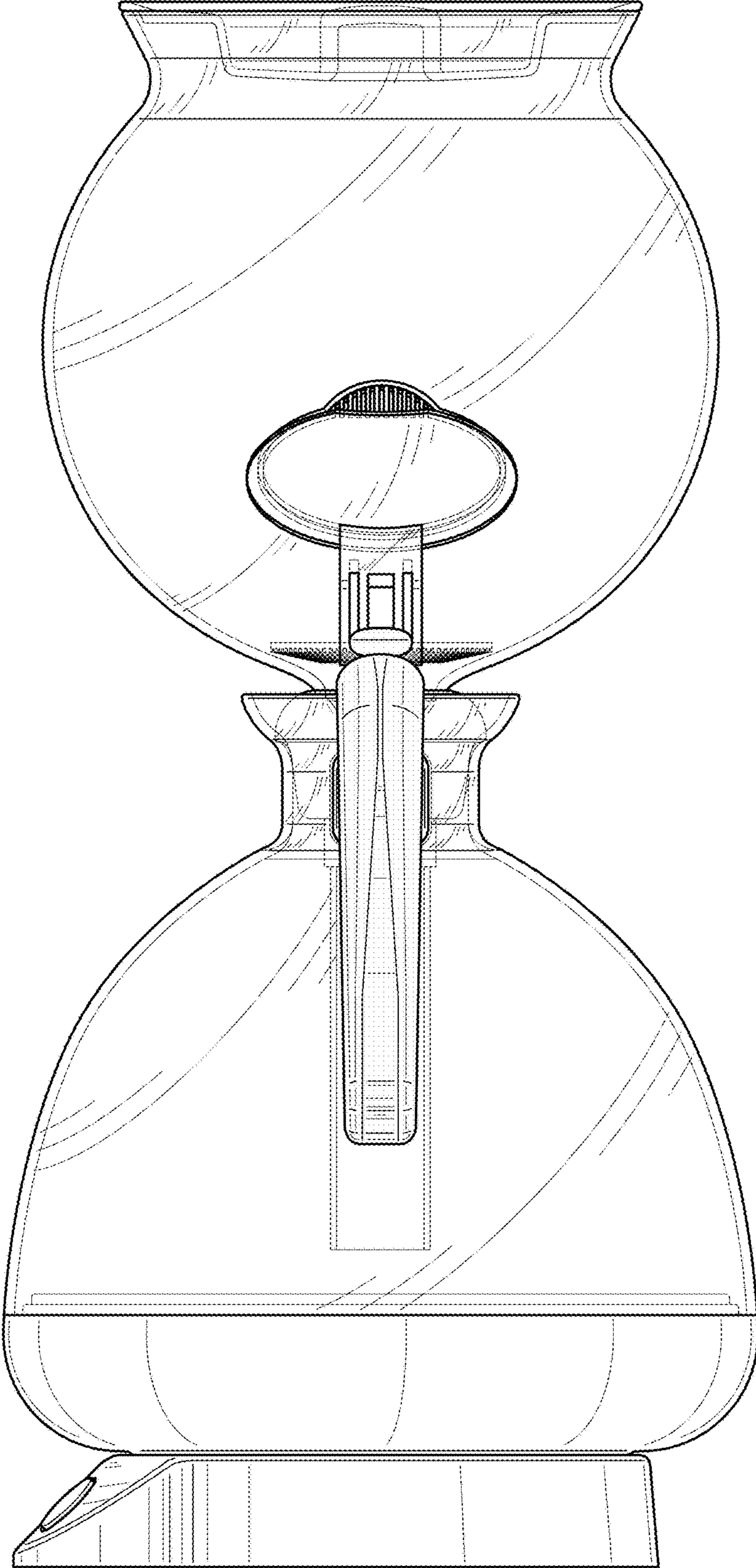


FIG. 5

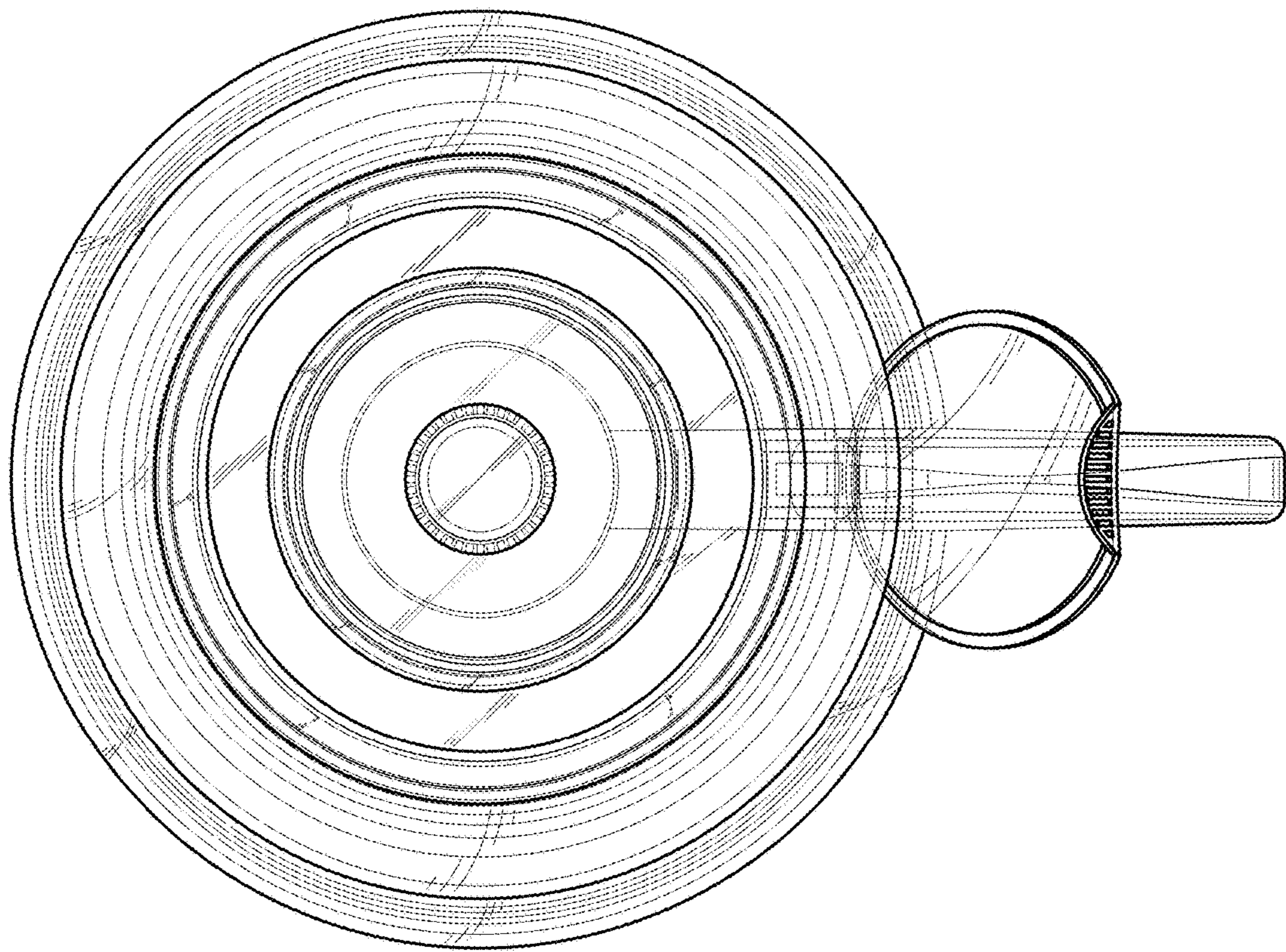


FIG. 6

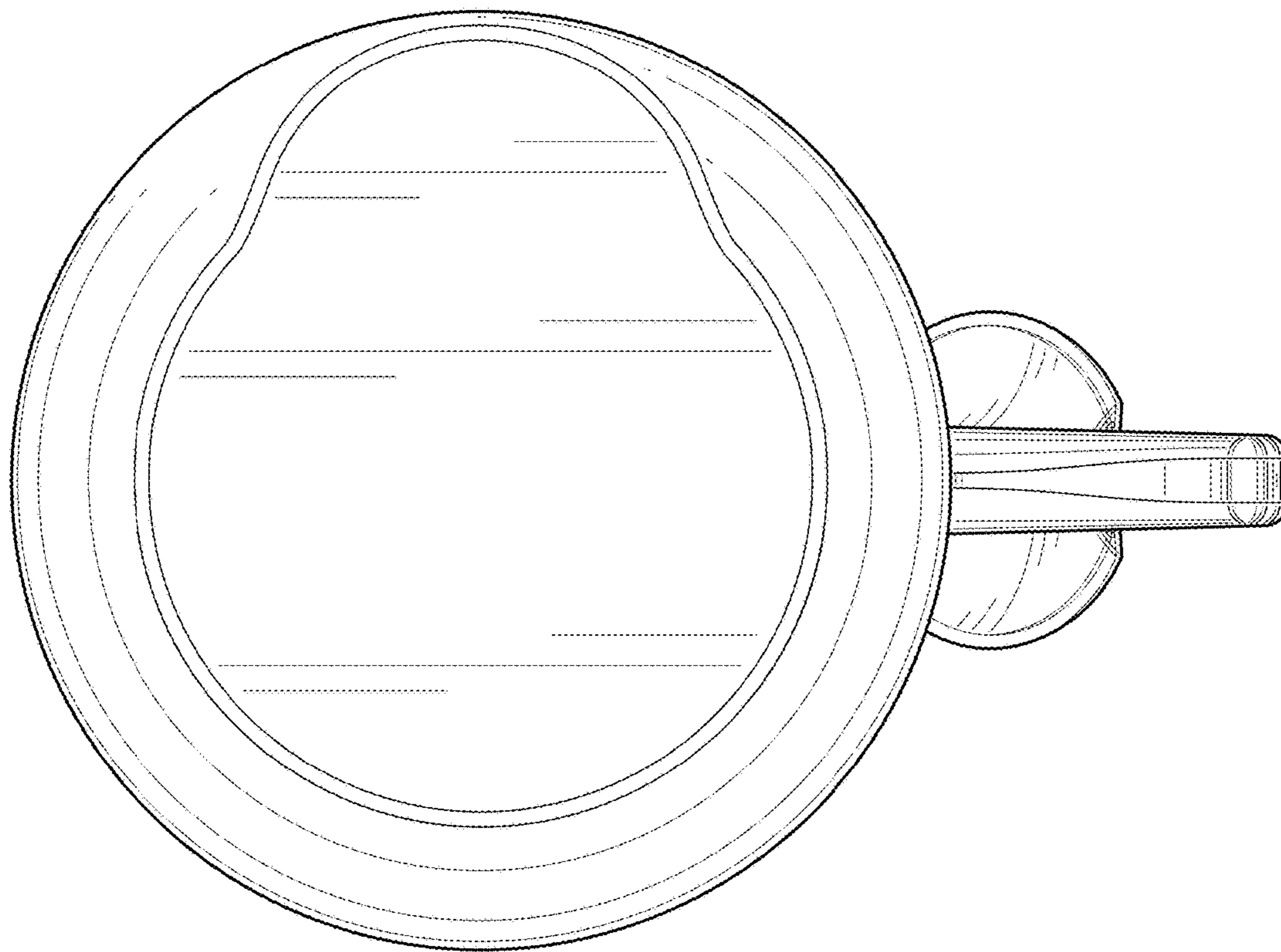


FIG. 7