



US00D786600S

(12) **United States Design Patent**  
**Ishii et al.**

(10) **Patent No.:** **US D786,600 S**  
(45) **Date of Patent:** **\*\* May 16, 2017**

(54) **VEHICLE SEAT**

**FOREIGN PATENT DOCUMENTS**

(71) Applicant: **TACHI-S CO., LTD.**, Tokyo (JP)

JP 1005171 S 3/1998  
JP 1497916 S 5/2014  
JP 1497917 S 5/2014  
JP 1502246 S 7/2014

(72) Inventors: **Atsushi Ishii**, Tokyo (JP); **Shinichi Mizuno**, Tokyo (JP)

\* cited by examiner

(73) Assignee: **TACHI-S CO., LTD.**, Tokyo (JP)

*Primary Examiner* — Rosemary K Tarcza

(\*\*) Term: **14 Years**

*Assistant Examiner* — Christy Nemeth

(21) Appl. No.: **29/499,510**

(74) *Attorney, Agent, or Firm* — Miles & Stockbridge P.C.

(22) Filed: **Aug. 15, 2014**

(57) **CLAIM**

The ornamental design for a vehicle seat, as shown and described.

(30) **Foreign Application Priority Data**

**DESCRIPTION**

Feb. 27, 2014 (JP) ..... 2014-004106

(51) **LOC (10) Cl.** ..... **06-01**

(52) **U.S. Cl.**  
USPC ..... **D6/716.4**

(58) **Field of Classification Search**  
USPC ..... D6/356, 716, 716.1, 716.4, 611;  
180/9.23; 244/122  
CPC .... B60R 2011/0012; B60R 2011/0015; B60N  
2/00; B60N 2/24; B60N 2/242; B60N  
2/44

See application file for complete search history.

FIG. 1 is a front, top and right side perspective view of a vehicle seat showing our new design;  
FIG. 2 is a front elevational view thereof;  
FIG. 3 is a rear elevational view thereof;  
FIG. 4 is a right side elevational view thereof;  
FIG. 5 is a left side elevational view thereof;  
FIG. 6 is a top plan view thereof;  
FIG. 7 is a bottom plan view thereof;  
FIG. 8 is an enlarged fragment view taken along line 8-8 in FIG. 2 thereof; and,  
FIG. 9 is a cross-sectional view taken along line 9-9 in FIG. 8.

(56) **References Cited**

**U.S. PATENT DOCUMENTS**

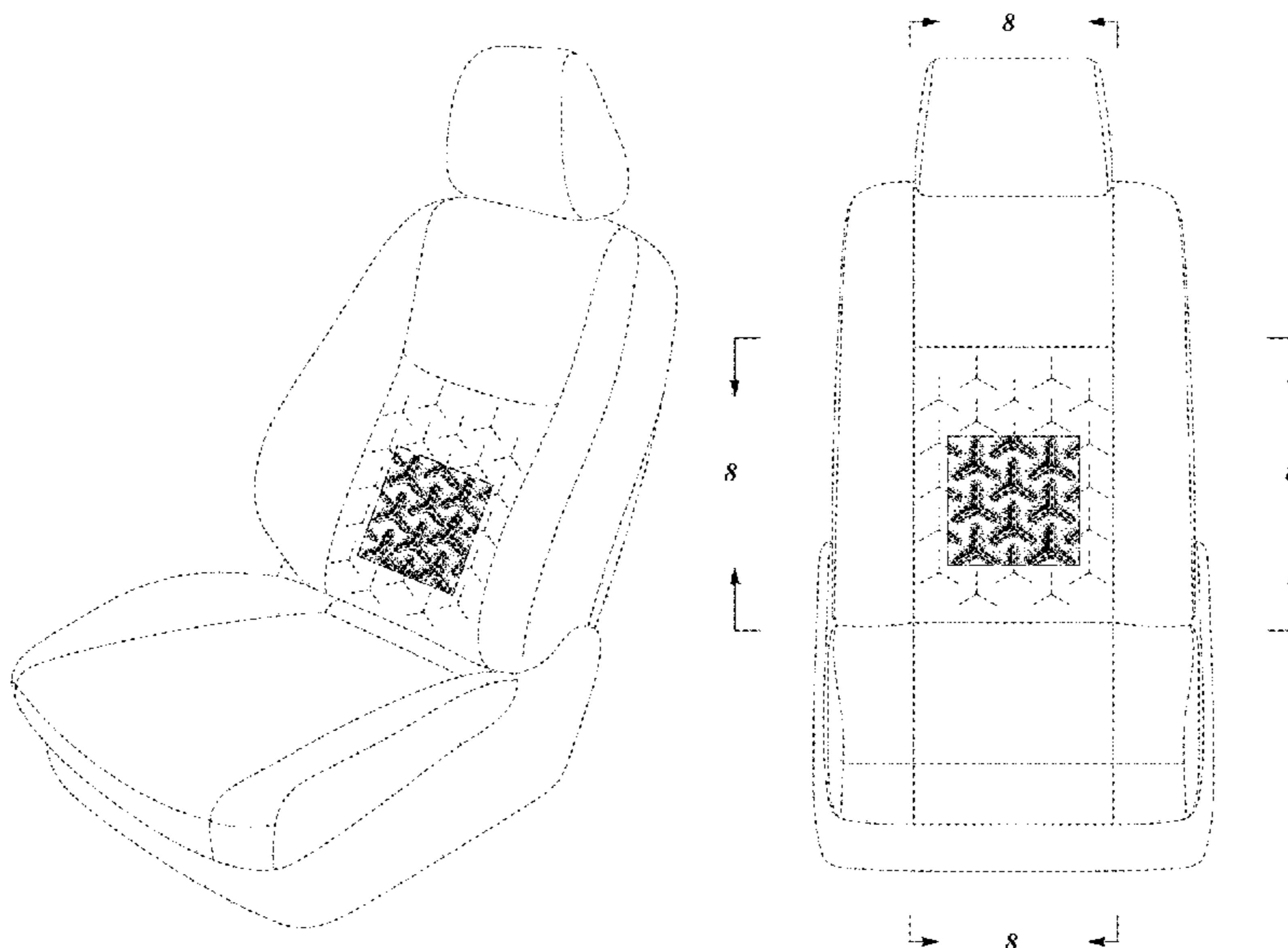
D726,470 S \* 4/2015 Itou ..... D6/716.4  
2010/0187876 A1 \* 7/2010 Nitsuma ..... B60N 2/4228  
297/216.13  
2013/0057035 A1 \* 3/2013 Nishiura ..... B60N 2/7011  
297/218.3  
2015/0352986 A1 \* 12/2015 Fujita ..... B60N 2/68  
297/216.1

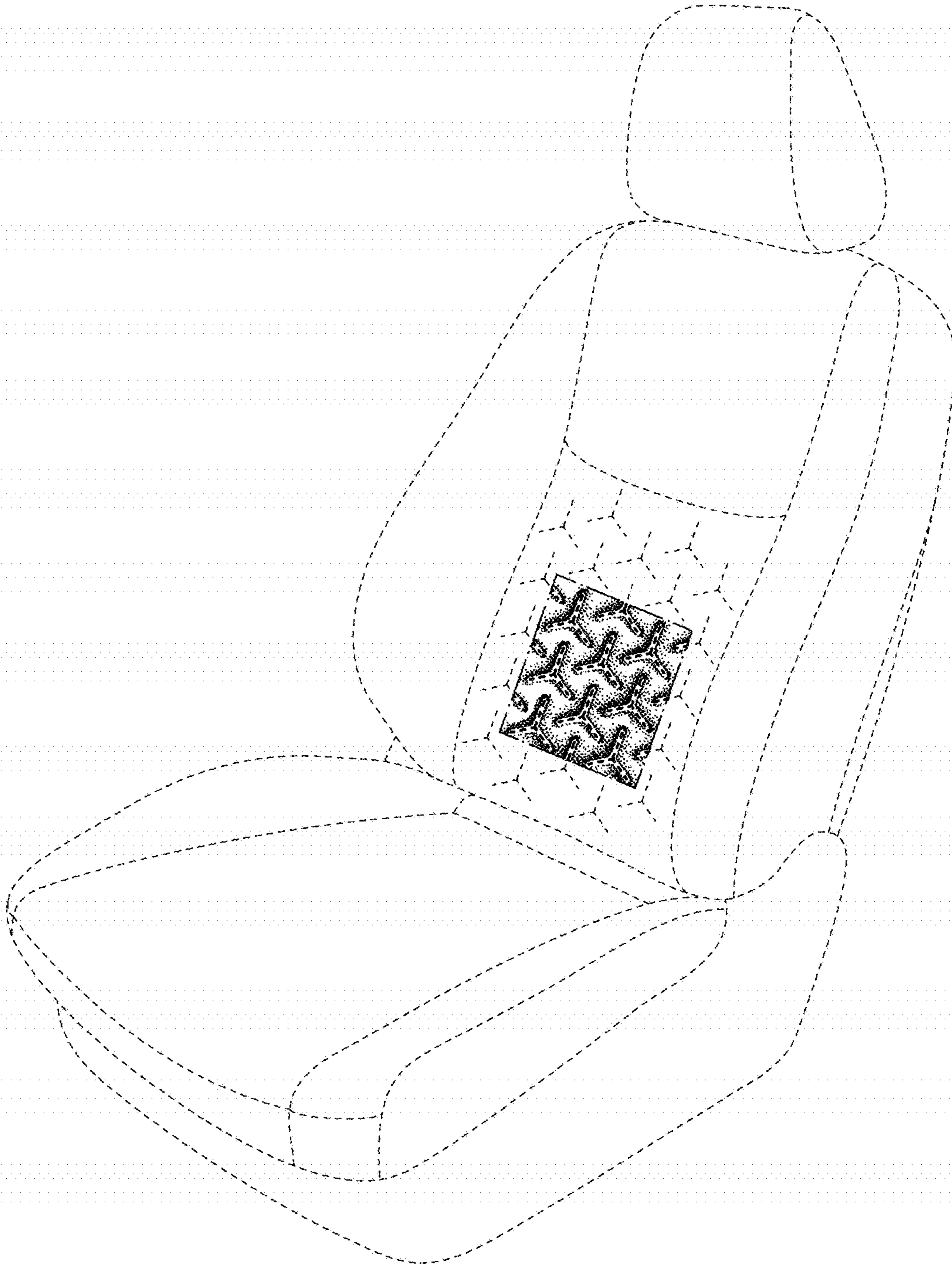
The dash-dot-dash broken lines represent the boundary lines of the claimed design.

The lightweight dashed broken lines shown in the drawings outside of the dash-dot-dash boundary lines represent portions of the vehicle seat that form no part of the claimed design.

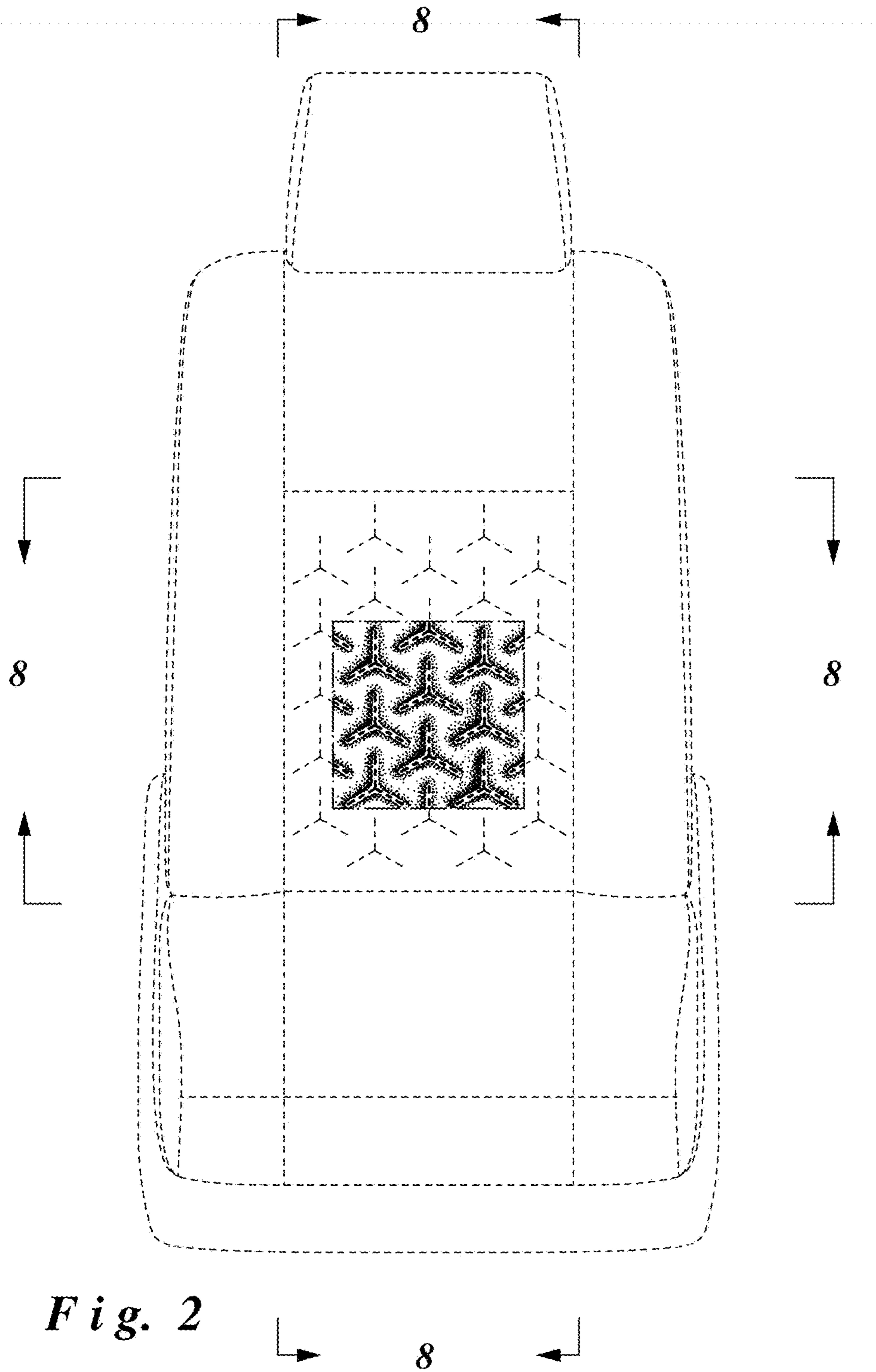
The heavyweight dashed broken lines shown in the drawings within the dash-dot-dash boundary lines illustrate stitching and do form a part of the claimed design.

**1 Claim, 9 Drawing Sheets**

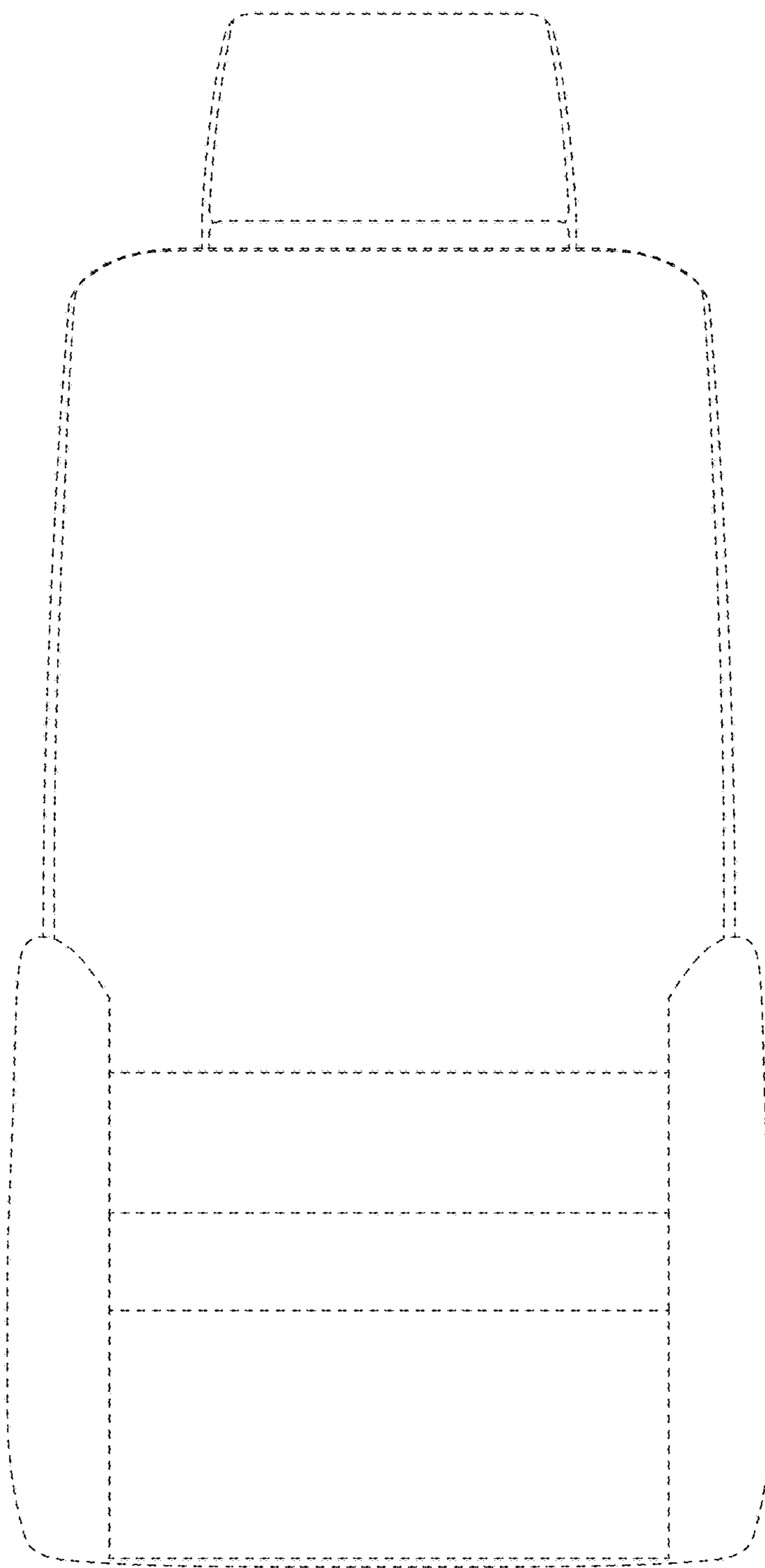





*Fig. 1*




*Fig. 2*



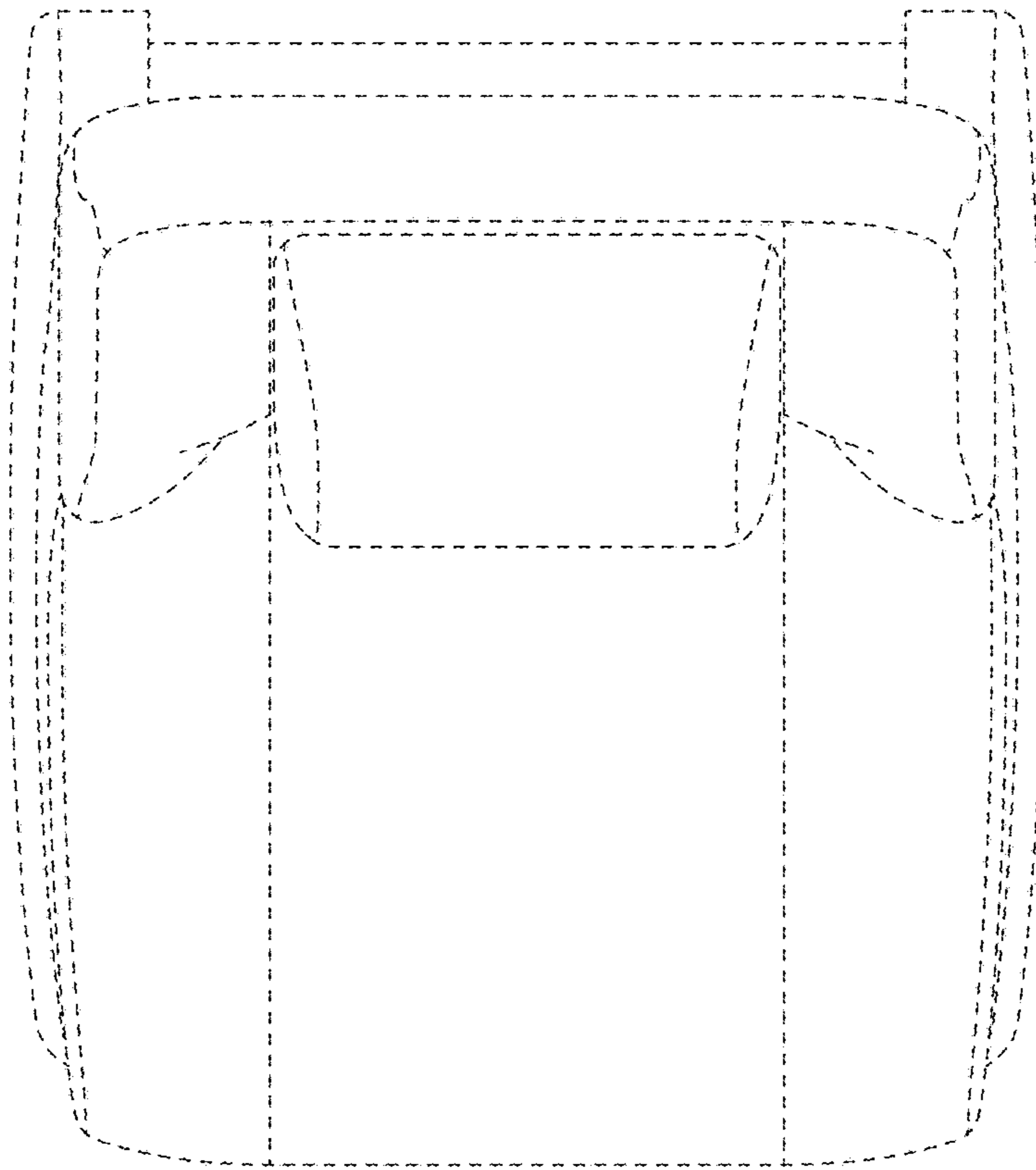
*Fig. 3*




*Fig. 4*



*Fig. 5*





*Fig. 6*



*Fig. 7*







*Fig. 9*