



US00D786584S

(12) **United States Design Patent**
Beliveau

(10) **Patent No.:** **US D786,584 S**

(45) **Date of Patent:** **** May 16, 2017**

(54) **PILLOW**

(71) Applicant: **Soft-Tex International, Inc.**, Waterford, NY (US)

(72) Inventor: **John A. Beliveau**, Morresville, NY (US)

(73) Assignee: **SOFT-TEX INTERNATIONAL, INC.**, Waterford, NY (US)

(**) Term: **15 Years**

(21) Appl. No.: **29/535,521**

(22) Filed: **Aug. 7, 2015**

(51) **LOC (10) Cl.** **06-09**

(52) **U.S. Cl.**
USPC **D6/601**

(58) **Field of Classification Search**
USPC D6/333, 349, 355, 375, 388, 512, 563, D6/564, 595, 596, 601, 604, 611, 707, D6/715, 716, 716.1; D24/183-185, 234; D21/803, 804, 805, 809; 5/401, 420, 5/600, 630, 631, 632, 633, 635, 636, 638, 5/639, 646, 652, 652.1, 655, 703, 730; 297/1, 2, 4, 93, 180.11, 195.1, 195.11, 297/195.13, 393, 397, 452.12, 452.14, 297/452.15, 452.21, 452.24, 452.26, 297/452.48, 452.62, 482
CPC A47G 9/10; A47G 9/1009; A47G 9/1018; A47G 9/1027; A47G 9/1036; A47G 9/1045; A47G 9/1063; A47G 9/1072; A47G 9/1081; A47G 9/109; A47C 7/021; A47C 27/00

See application file for complete search history.

(56) **References Cited**

U.S. PATENT DOCUMENTS

D304,987 S * 12/1989 Libenson 297/391
5,193,236 A * 3/1993 Komuro A47C 31/003
5/636

D335,417 S * 5/1993 Jonasson D6/601
D511,213 S * 11/2005 Hasegawa D24/200
D540,096 S * 4/2007 Fuksas D6/601
D553,884 S * 10/2007 Faber D6/601
D606,355 S * 12/2009 Zhang D6/601
D667,241 S * 9/2012 Winnail D6/716
8,572,779 B2 11/2013 Pratt et al.
8,646,134 B1 * 2/2014 Alletto, Jr. A47G 9/1036
5/490
D725,925 S * 4/2015 Kaye D6/349
9,167,922 B1 * 10/2015 Holbrook A47G 9/10
9,167,923 B1 * 10/2015 Holbrook A47G 9/10
9,265,369 B1 * 2/2016 Beliveau A47G 9/1036
D754,990 S * 5/2016 Velasquez D6/601
D756,138 S * 5/2016 Bonnema D6/349
2010/0306923 A1 * 12/2010 Navan A47G 9/0207
5/652.1

(Continued)

Primary Examiner — Rosemary K Tarcza

Assistant Examiner — Sanjeev Paul

(74) *Attorney, Agent, or Firm* — Heslin Rothenberg Farley & Mesiti P.C.

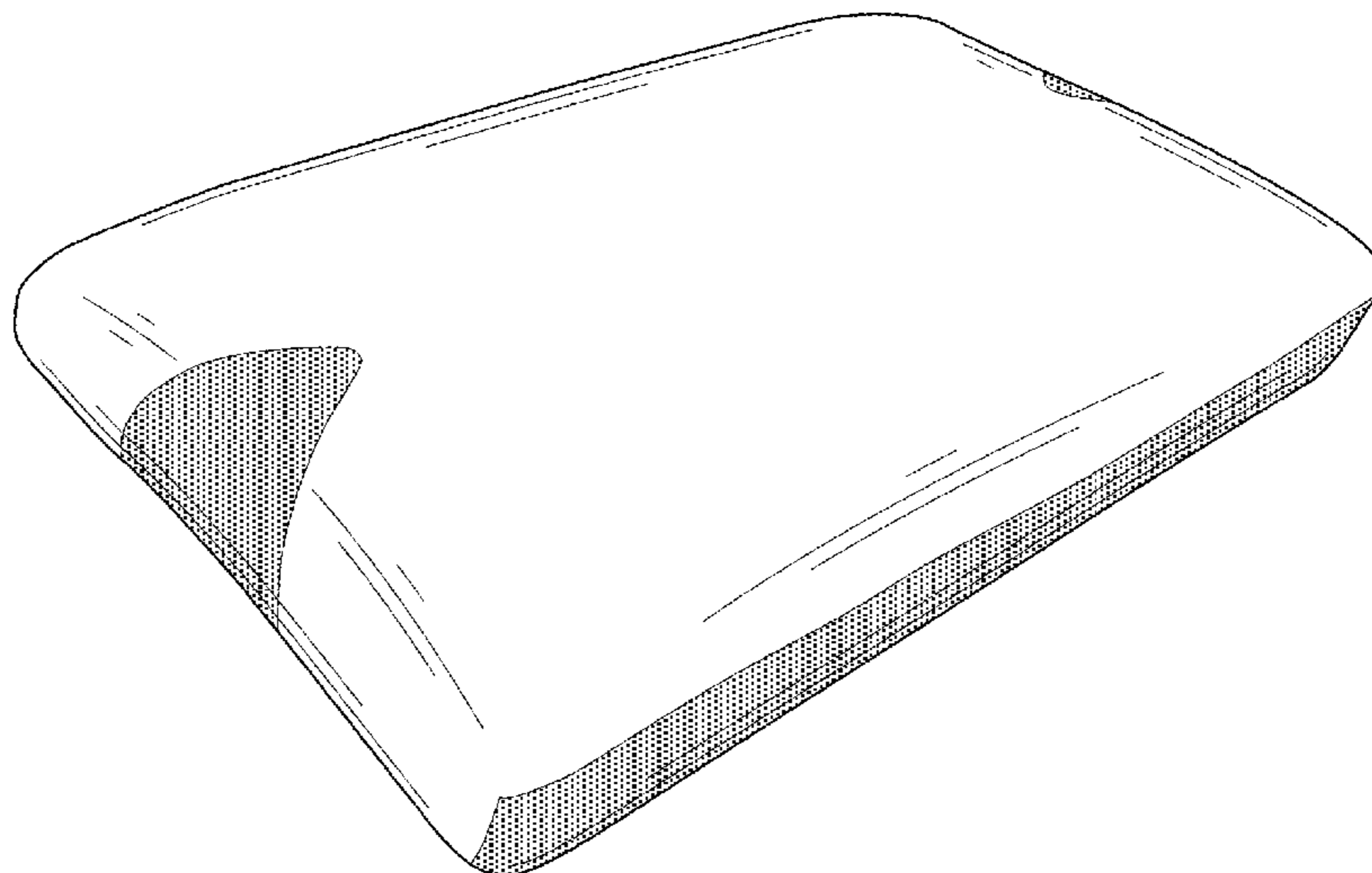
(57) **CLAIM**

The ornamental design for a pillow, as shown and described.

DESCRIPTION

FIG. 1 is a perspective view of a pillow comprising the new design;
FIG. 2 is a top plan view thereof;
FIG. 3 is a bottom view thereof;
FIG. 4 is a front side view thereof, where the back side view is a mirror image thereof; and,
FIG. 5 is a left side view thereof, where the right side view is a mirror image thereof.
The broken lines in the figures are for purposes of illustrating environmental structure only and form no part of the claimed invention.

1 Claim, 3 Drawing Sheets



(56)

References Cited

U.S. PATENT DOCUMENTS

2011/0256380 A1* 10/2011 Chandler A47C 27/085
428/316.6
2015/0040327 A1* 2/2015 Mikkelsen A47C 27/085
5/740
2015/0351557 A1* 12/2015 Allen A47C 27/144
5/655.5
2015/0359353 A1* 12/2015 Vainberg A47C 31/116
5/652.1

* cited by examiner

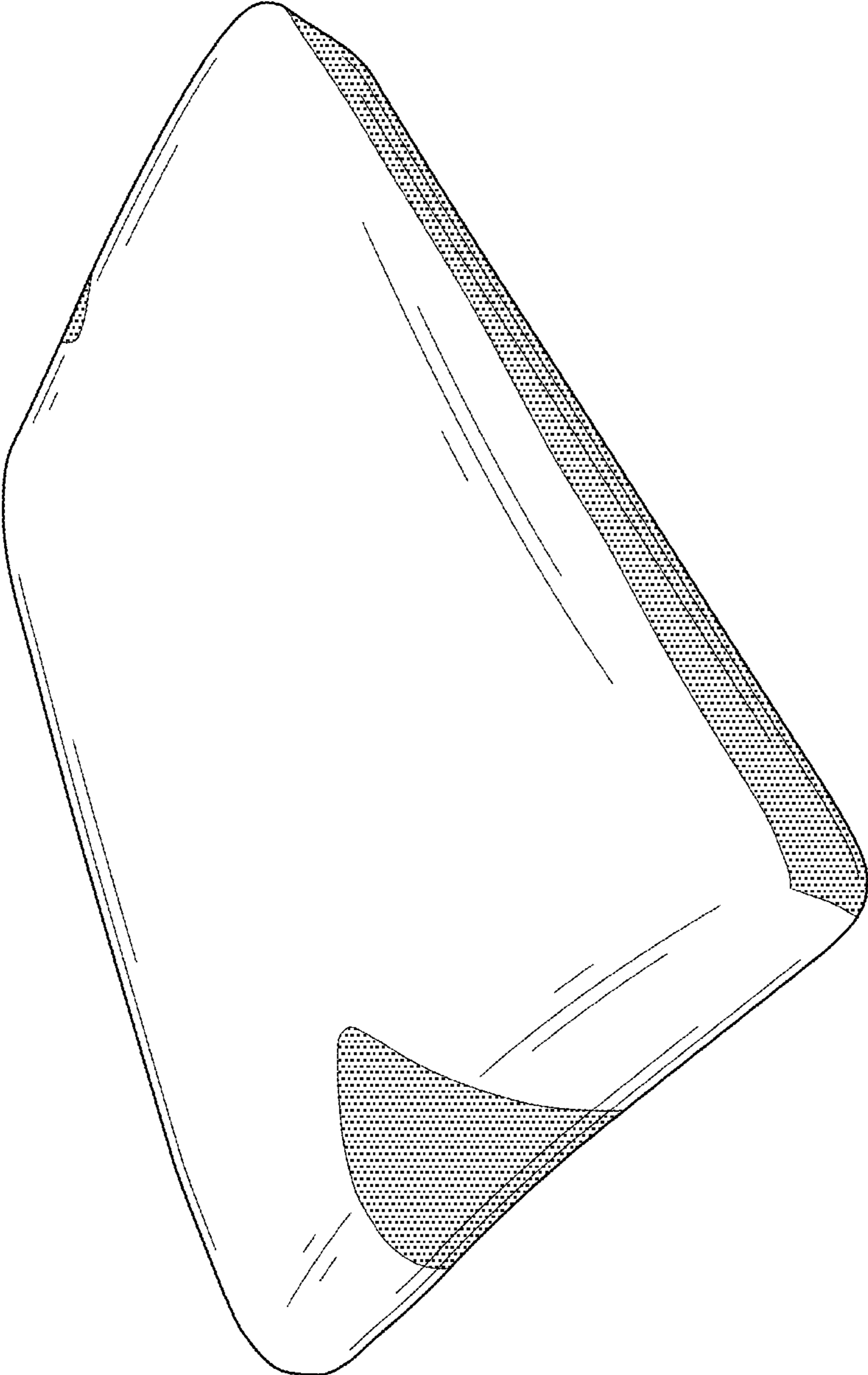


FIG. 1




FIG. 2




FIG. 3




FIG. 4

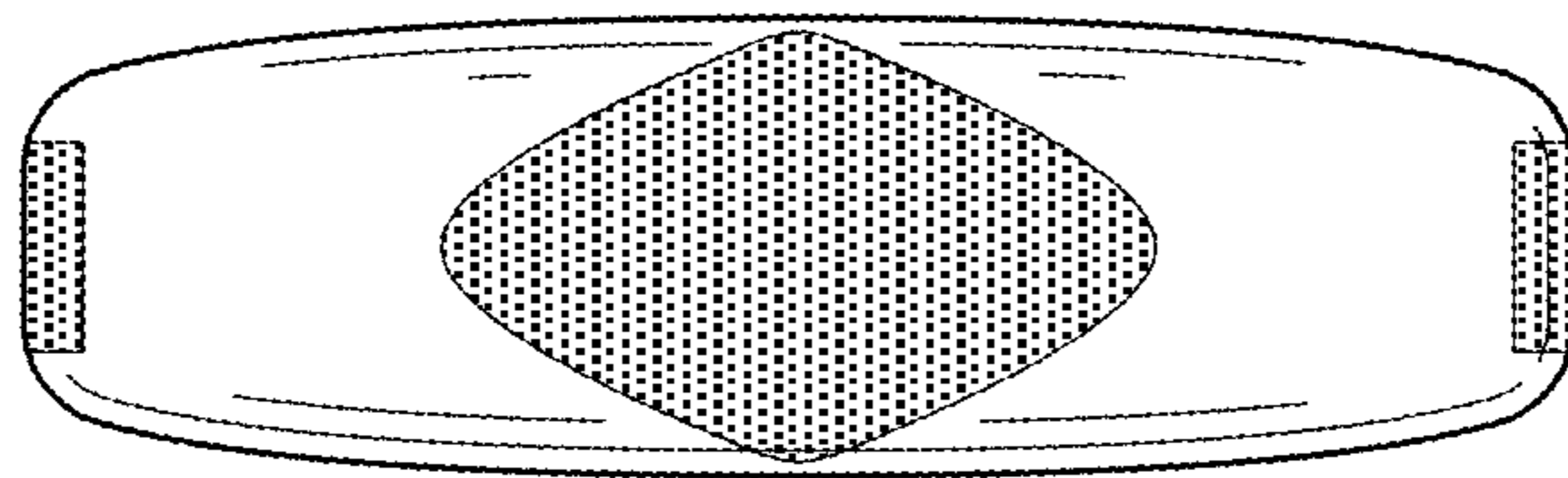


FIG. 5