



US00D786583S

(12) **United States Design Patent** (10) **Patent No.:** **US D786,583 S**
Lee (45) **Date of Patent:** **** May 16, 2017**

(54) **RABBIT CHARACTER BLANKET**
(71) Applicant: **PETIT ELIN CO., LTD.**, Seoul (KR)
(72) Inventor: **Nam Jin Lee**, Seoul (KR)
(73) Assignee: **PETIT ELIN CO., LTD.**, Seoul (KR)
(**) Term: **15 Years**
(21) Appl. No.: **29/552,640**
(22) Filed: **Jan. 25, 2016**
(51) **LOC (10) Cl.** **06-09**
(52) **U.S. Cl.**
USPC **D6/598**
(58) **Field of Classification Search**
USPC D6/582-583, 587-592, 595-609,
D6/617-622; D21/803-809, 655;
D24/178, 180, 181, 183, 189; D2/719,
D2/725, 734, 741
CPC A47G 9/00; A47G 2009/001; A47G
2009/002; A47G 2009/003; A47G
2009/005; A47G 2009/006; A47G 9/02;
A47G 9/0207; A47G 9/0215; A47G
9/0223; A47G 9/023; A47G 9/0238;
A47G 9/0246; A47G 9/0253; A47G
9/0261; A47G 9/06; A47G 9/062; A47G
9/066; A47G 9/068; A47G 9/08; A47G
2009/0276; A47G 9/0284; A47G 9/0292;
A47G 9/04; A47G 9/10
See application file for complete search history.

(56) **References Cited**
U.S. PATENT DOCUMENTS
D160,596 S * 10/1950 Gunhill D6/598
D171,536 S * 2/1954 Flanagan D6/598

D348,170 S * 6/1994 Keller D21/655
D375,427 S * 11/1996 Yeh D21/809
D386,032 S * 11/1997 Bear D21/655
D387,234 S * 12/1997 Keller D6/598
D411,068 S * 6/1999 Bear D21/611
D414,366 S * 9/1999 Harwich D6/598
D418,637 S * 1/2000 Bionde D21/659
D521,299 S * 5/2006 Keller D6/598
D572,478 S * 7/2008 Carlstedt D3/203.1
D679,479 S * 4/2013 Carrera D2/719
D775,697 S * 1/2017 Zipf D21/655
2002/0144351 A1* 10/2002 Fujii A47G 9/1045
5/639

* cited by examiner
Primary Examiner — Mary Ann Calabrese
Assistant Examiner — Jennifer L Rempfer
(74) *Attorney, Agent, or Firm* — IPLA P.A.; James E. Bame

(57) **CLAIM**
The ornamental design for a rabbit character blanket, as shown and described.

DESCRIPTION
FIG. 1 is a perspective view of my design;
FIG. 2 is a top plan view thereof;
FIG. 3 is a left side elevational view thereof;
FIG. 4 is a right side elevational view thereof;
FIG. 5 is a rear elevational view thereof;
FIG. 6 is a front elevational view thereof; and,
FIG. 7 is a bottom plan view thereof.

1 Claim, 3 Drawing Sheets




FIG. 1



FIG. 5




FIG. 3




FIG. 2




FIG. 4




FIG. 6



FIG. 7

