



US00D786573S

(12) **United States Design Patent**
Toll

(10) **Patent No.:** **US D786,573 S**

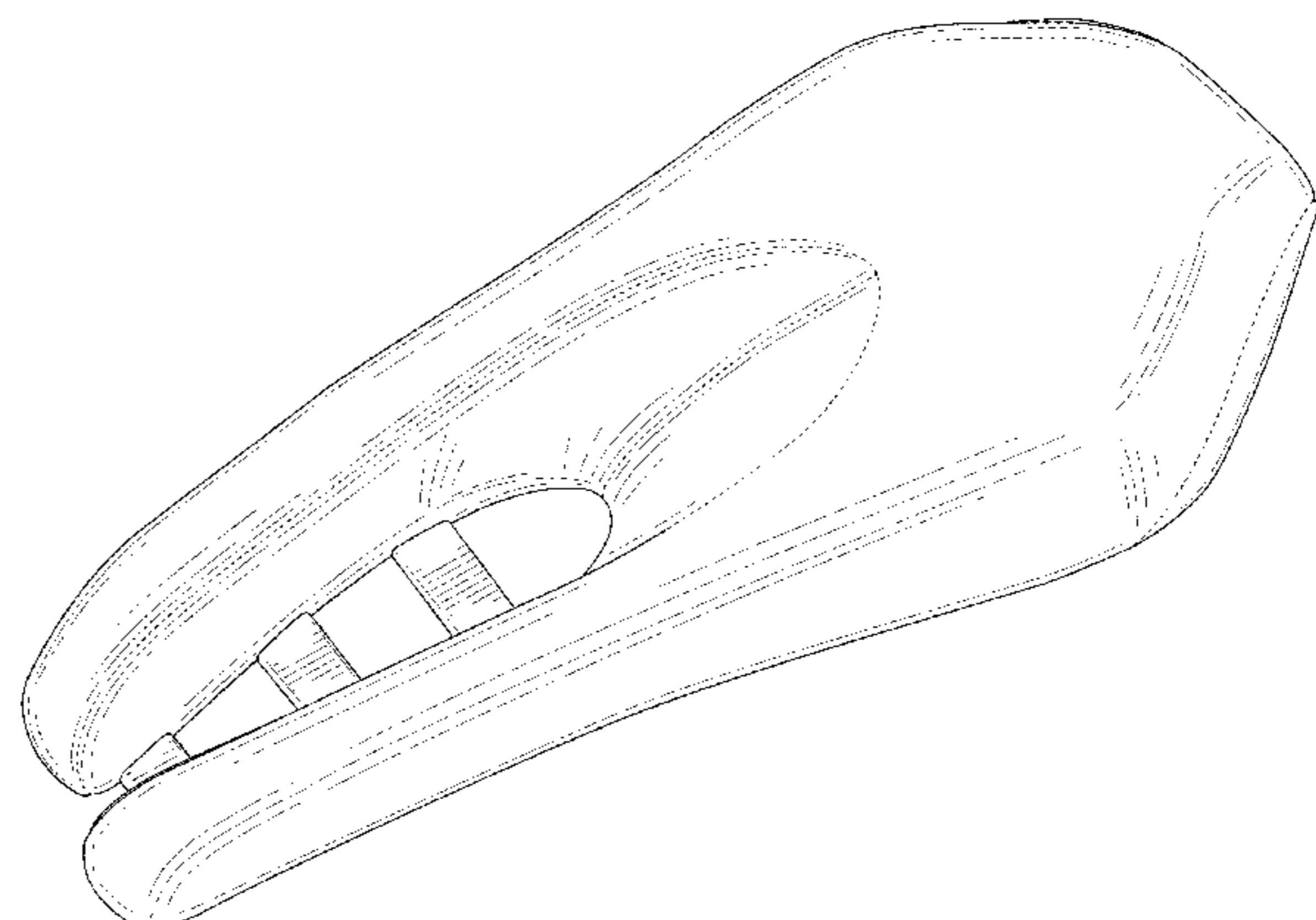

(45) **Date of Patent:** **** May 16, 2017**

- (54) **BICYCLE SEAT**
- (71) Applicant: **TAMPA BAY RECREATION, LLC**,
Lutz, FL (US)
- (72) Inventor: **Steven G. Toll**, Tampa, FL (US)
- (73) Assignee: **ISM Saddles, LLC**, Lutz, FL (US)
- (**) Term: **14 Years**
- (21) Appl. No.: **29/520,419**
- (22) Filed: **Mar. 13, 2015**
- (51) **LOC (10) Cl.** **06-01**
- (52) **U.S. Cl.**
USPC **D6/354**
- (58) **Field of Classification Search**
USPC D6/340, 354; D12/110, 111
CPC ... B62J 1/002; B62J 1/005; B62J 1/007; B62J
1/26
See application file for complete search history.

872,124 A	11/1907	Hammaren	
1,462,976 A	9/1922	Mesinger	
1,538,542 A	2/1924	Blake	
1,858,477 A	5/1932	Blake	
3,844,611 A	10/1974	Young	
4,429,915 A	2/1984	Flager	
4,898,422 A	2/1990	West	
4,999,068 A	3/1991	Chiarella	
5,011,222 A	4/1991	Yates et al.	
5,108,076 A	4/1992	Chiarella	
5,167,435 A	12/1992	Aldi	
5,676,420 A	10/1997	Kuipers et al.	
5,765,912 A	6/1998	Bontrager	
5,863,094 A	1/1999	Endo	
5,873,626 A	2/1999	Katz	
D407,910 S	4/1999	Terry	
D408,159 S	4/1999	Clutton	
D409,009 S	5/1999	Toll et al.	
D416,394 S	11/1999	Minkow et al.	
D417,560 S	12/1999	Tollefson et al.	
6,019,423 A	2/2000	Dodge et al.	
6,039,395 A	3/2000	Culbertson	
D429,905 S	8/2000	White	
D430,745 S *	9/2000	Minkow	D6/354
6,113,184 A	9/2000	Barnes	
6,139,098 A	10/2000	Carrillo	
6,193,309 B1	2/2001	Gootter et al.	
D440,779 S *	4/2001	Bernardi	D6/354
6,224,151 B1	5/2001	McMullen	
6,244,655 B1	6/2001	Minkow et al.	
6,290,291 B1	9/2001	Kojima	
D454,258 S	3/2002	Yates	
6,422,647 B1	7/2002	Turudich	
6,450,572 B1	9/2002	Kuipers	
D463,676 S *	10/2002	Minkow	D6/354
6,652,025 B2	11/2003	Sylvester	
6,669,283 B2	12/2003	Yu	
6,761,400 B2	7/2004	Hobson	
6,783,176 B2	8/2004	Ladson, III	
6,880,885 B2	4/2005	Lan	
6,957,857 B1	10/2005	Lee	
7,025,417 B2	4/2006	Cohen	
7,077,469 B2	7/2006	Farré	
7,104,600 B2	9/2006	Scholz	
7,121,622 B1	10/2006	Mendez	
7,374,517 B2	5/2008	Lockett	
D575,070 S	8/2008	Toll	
7,441,836 B2	10/2008	Chen et al.	
7,478,871 B2	1/2009	Pandozy	
D590,160 S *	4/2009	Hung	D6/354
7,537,281 B2	5/2009	Riondato	
D604,056 S	11/2009	Toll et al.	
D604,057 S	11/2009	Toll	

(56) **References Cited**
U.S. PATENT DOCUMENTS

642,191 A	1/1890	Wright	
464,653 A	12/1891	Latta	
532,444 A	1/1895	Christy	
D24,139 S *	3/1895	Christy	D6/354
537,375 A	4/1895	Wright et al.	
568,626 A	9/1896	Pierce et al.	
570,497 A	11/1896	Pattison	
572,062 A	11/1896	Peck	
602,732 A	4/1898	Craig	
605,151 A	6/1898	Twist	
608,682 A	8/1898	Jamieson	
612,552 A	10/1898	Standeford	
612,972 A	10/1898	Leech	
D29,719 S	11/1898	Leech et al.	
619,204 A	2/1899	Moore	
622,357 A	4/1899	Hitchcock et al.	
623,238 A	4/1899	Davis	
629,956 A	8/1899	Craig	
635,598 A	10/1899	Rowe	
654,720 A	7/1900	Englebert	
701,390 A	6/1902	Provoost	



7,699,391	B2	4/2010	Riondato	
D622,973	S	9/2010	Toll	
7,934,770	B2	5/2011	Toll	
D639,081	S	6/2011	Toll	
7,976,102	B2	7/2011	Chang	
D642,846	S	8/2011	Parish et al.	
D677,479	S	3/2013	Toll	
D684,780	S	6/2013	Toll	
D684,781	S	6/2013	Toll	
8,480,169	B2	7/2013	Bailie et al.	
D688,051	S	8/2013	Toll	
D688,052	S	8/2013	Toll	
D688,477	S	8/2013	Toll	
D688,478	S	8/2013	Toll	
D688,479	S	8/2013	Toll	
D720,939	S	1/2015	Toll	
D722,446	S	2/2015	Toll	
D724,329	S	3/2015	Toll	
D724,330	S	3/2015	Toll	
D753,925	S	4/2016	Toll	
D754,450	S	4/2016	Toll	
D756,675	S	5/2016	Toll	
D762,073	S	7/2016	Toll	
D764,820	S	8/2016	Toll	
D764,821	S	8/2016	Toll	
D764,822	S	8/2016	Toll	
D767,909	S	10/2016	Toll	
D767,910	S	10/2016	Toll	
D767,911	S	10/2016	Toll	
D769,007	S	10/2016	Toll	
D769,008	S	10/2016	Toll	
D769,631	S	10/2016	Toll	
D774,790	S	12/2016	Toll	
D774,791	S	12/2016	Toll	
2002/0117880	A1	8/2002	Ladson	
2003/0034678	A1	2/2003	Farré	
2003/0038515	A1	2/2003	Martin et al.	
2003/0067195	A1	4/2003	Sylvester	
2003/0071498	A1	4/2003	Yu	
2005/0006932	A1	1/2005	Laidlaw	
2007/0069557	A1	3/2007	Toll	
2007/0102970	A1	5/2007	Wallace	
2007/0200399	A1	8/2007	Riondato	
2008/0265636	A1	10/2008	Toll	
2009/0079237	A1	3/2009	Riondato	
2010/0109392	A1	5/2010	Toll	
2011/0298253	A1	12/2011	Toll	
2012/0086246	A1	4/2012	Belliveau	
2015/0097401	A1*	4/2015	Toll	B62J 1/007 297/214
2015/0239515	A1	8/2015	Toll	

FOREIGN PATENT DOCUMENTS

JP	2007-186075	7/2007
JP	2008-509047	3/2008
JP	2011-143734	7/2011
JP	2012-162255	8/2012
WO	99/14103	3/1999
WO	2006015731	2/2006
WO	2007/038692	4/2007
WO	2014/035972	2/2011
WO	2013/134253	9/2013

OTHER PUBLICATIONS

U.S. Appl. No. 29/539,809 on Jul. 21, 2016 with the following characterization: “Noseless Saddles—My Two Cents Worth.” the Bike Noob., Jun. 30, 2011 [online], [retrieved on Jul. 8, 2016]. Retrieved from the Internet <URL: <http://bikenoo.com/2011/06/30/noseless-saddles-my-two-cents-worth/>>.

U.S. Appl. No. 29/539,809 on Jul. 21, 2016 with the following characterization: “Saddles Part 3—ISM Adamo.” Bike Test Reviews. Apr. 5, 2013 [online], [retrieved on Jul. 8, 2016]. Retrieved from the Internet <URL: <http://biketestreviews.com/saddles-part-3-ism-adamo/>>.

U.S. Appl. No. 29/539,813 on Jul. 25, 2016 with the following characterization: “Noseless Bicycle Saddles—What You Need to Know.” Electro Heart Beats., Mar. 15, 2014 [online], [retrieved on Jul. 8, 2016]. Retrieved from the Internet <URL: <http://www.electroheartbeats.com/2014/03/noseless-bicycle-saddles-what-youneed.html>>.

U.S. Appl. No. 29/484,042 on Jul. 29, 2014 with the following characterization: “Podium Imports ISM Saddles.” Podium Imports., Feb. 20, 2013 [online], [retrieved on Jul. 19, 2014]. Retrieved from the Internet <URL: <http://www.podiumimports.ca/shop-online/brand/ism-saddles/>>.

U.S. Appl. No. 29/484,042 on Jul. 29, 2014 with the following characterization: Alter, Lloyd. “No-Nose Bicycle Seats: Are They The Answer to Erectile Dysfunction and Prostate . . .” Tree Hugger., Sep. 17, 2010 [online], [retrieved on Jul. 19, 2014]. Retrieved from the Internet <URL: <http://www.treehugger.com/bikes/no-nose-bicycle-seats-are-they-the-answer-to-erectile-dysfunction-and-prostate-problems-among-cyclists.html>>.

U.S. Appl. No. 29/484,039 on Jul. 29, 2014 with the following characterization: Demerly, Tom. “ISM Adamo Time Trial and Racing 2 Saddles: The Triathlon Saddle Evolved..” Just Tri Talk., Feb. 27, 2013 [online], [retrieved on Jul. 19, 2014]. Retrieved from the Internet <URL: <http://justtritalk.com/ism-adamo-time-trial-and-racing-2-saddles-the-triathlon-saddle-evolved/>>.

Leibovitch et al., “The Vicious Cycling: Bicycling Related Urogenital Disorders”, European Urology 47, pp. 277-287 (2005).

Randrup et al., “Bicycle Riding as a Cause for Erectile Dysfunction”, www.medicalsexuality.org, pp. 26-27, (Nov. 2000).

Jeong et al., “Bicycle Saddle Shape affects penile blood flow”, International Journal of Impotence Research, 14, 513-517 (2002).

Spears et al., “The Effect of Saddle Design on Stresses in the Perineum during Cycling”, Medical Science Sports Exercise, vol. 35, No. 9, pp. 1620-1625 (2003).

Bressel et al., “Bicycle Seat Designs and Their Effect on Pelvic Angle, Trunk Angle, and Comfort”, Medical Science Sports Exercise, vol. 35, No. 2, pp. 327-332 (2003).

Breda et al., and Adara Caruso, M.D., “Development of New Geometric Bicycle Saddle for the Maintenance of Genital—Perineal Vascular Perfusion,” Journal of Sexual Medicine, vol. 2, Issue 5, pp. 605-611 (Sep. 2005).

Lowe et al., “Effect of Bicycle Saddle Designs on the Pressure to the Perineum of the Bicyclist”, Medical Science Sports Exercise, vol. 36, No. 6, pp. 1055-1062 (2004).

Bressel et al., “Bicycle Seat Interface Pressure: Reliability, Validity, and Influence of Hand Position and Workload”, Journal of Biomechanics, vol. 38, Issue 6, pp. 1325-1331 (Jun. 2005).

Bressel et al., “Influence of Bicycle Seat Pressure on compression of the perineum: a MRI Analysis,” Journal of Biomechanics 40, pp. 198-202 (2007, Accepted Nov. 26, 2005).

* cited by examiner

Primary Examiner — George D Kirschbaum

Assistant Examiner — Natasha Vujcic

(74) Attorney, Agent, or Firm — Akerman LLP; Peter A. Chiabotti

(57) CLAIM

The ornamental design for a bicycle seat, as shown and described.

DESCRIPTION

FIG. 1 is a perspective view of the ornamental design; FIG. 2 is a top plan view of the ornamental design of FIG. 1; FIG. 3 is a bottom plan view of the ornamental design of FIG. 1; FIG. 4 is a right side elevation view of the ornamental design of FIG. 1;

FIG. 5 is a left side elevation view of the ornamental design of FIG. 1;
FIG. 6 is a front view of the ornamental design of FIG. 1;
FIG. 7 is a rear view of the ornamental design of FIG. 1;
FIG. 8 is a perspective view of an alternative embodiment of the ornamental design of FIG. 1;
FIG. 9 is a top plan view of the ornamental design of FIG. 8;
FIG. 10 is bottom plan view of the ornamental design of FIG. 8;
FIG. 11 is a right side elevation view of the ornamental design of FIG. 8;
FIG. 12 is a left side elevation view of the ornamental design of FIG. 8;
FIG. 13 is a front view of the ornamental design of FIG. 8;
FIG. 14 is a rear view of the ornamental design of FIG. 8;
FIG. 15 is a perspective view of an alternative embodiment of the ornamental design of FIG. 1;
FIG. 16 is a top plan view of the ornamental design of FIG. 15;
FIG. 17 is a bottom plan view of the ornamental design of FIG. 15;
FIG. 18 is a right side elevation view of the ornamental design of FIG. 15;
FIG. 19 is a left side elevation view of the ornamental design of FIG. 15;
FIG. 20 is a front view of the ornamental design of FIG. 15;
FIG. 21 is a rear view of the ornamental design of FIG. 15;

FIG. 22 is a perspective view of an alternative embodiment of the ornamental design of FIG. 1;
FIG. 23 is a top plan view of the ornamental design of FIG. 22;
FIG. 24 is a bottom plan view of the ornamental design of FIG. 22;
FIG. 25 is a right side elevation view of the ornamental design of FIG. 22;
FIG. 26 is a left side elevation view of the ornamental design of FIG. 22;
FIG. 27 is a front view of the ornamental design of FIG. 22;
FIG. 28 is a rear view of the ornamental design of FIG. 22;
FIG. 29 is a perspective view of an alternative embodiment of the ornamental design of FIG. 1;
FIG. 30 is a top plan view of the ornamental design of FIG. 29;
FIG. 31 is a bottom plan view of the ornamental design of FIG. 29;
FIG. 32 is a right side elevation view of the ornamental design of FIG. 29;
FIG. 33 is a left side elevation view of the ornamental design of FIG. 29;
FIG. 34 is a front view of the ornamental design of FIG. 29;
and,
FIG. 35 is a rear view of the ornamental design of FIG. 29.
The portions shown in broken lines form no part of the claimed design.

1 Claim, 25 Drawing Sheets

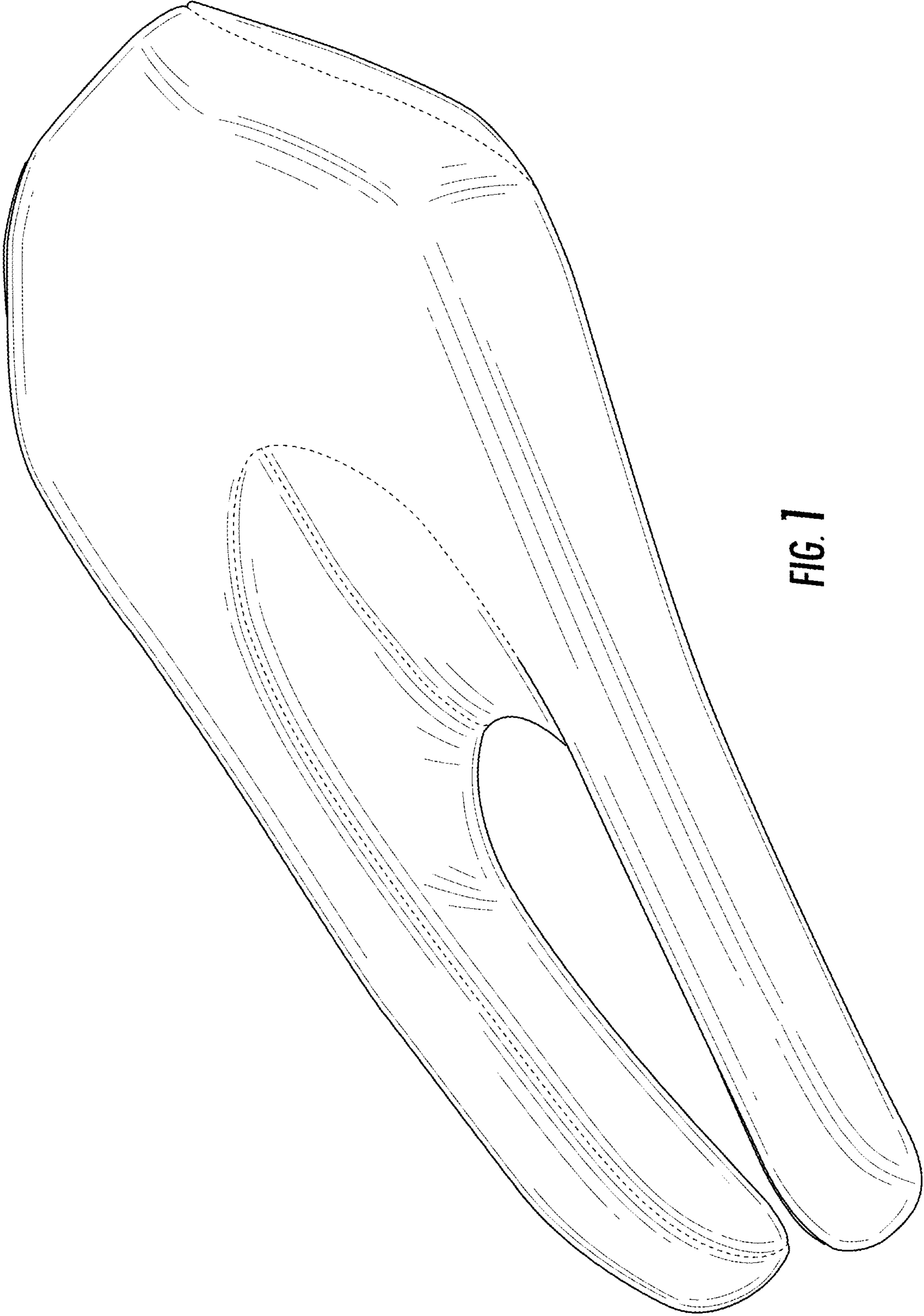


FIG. 1

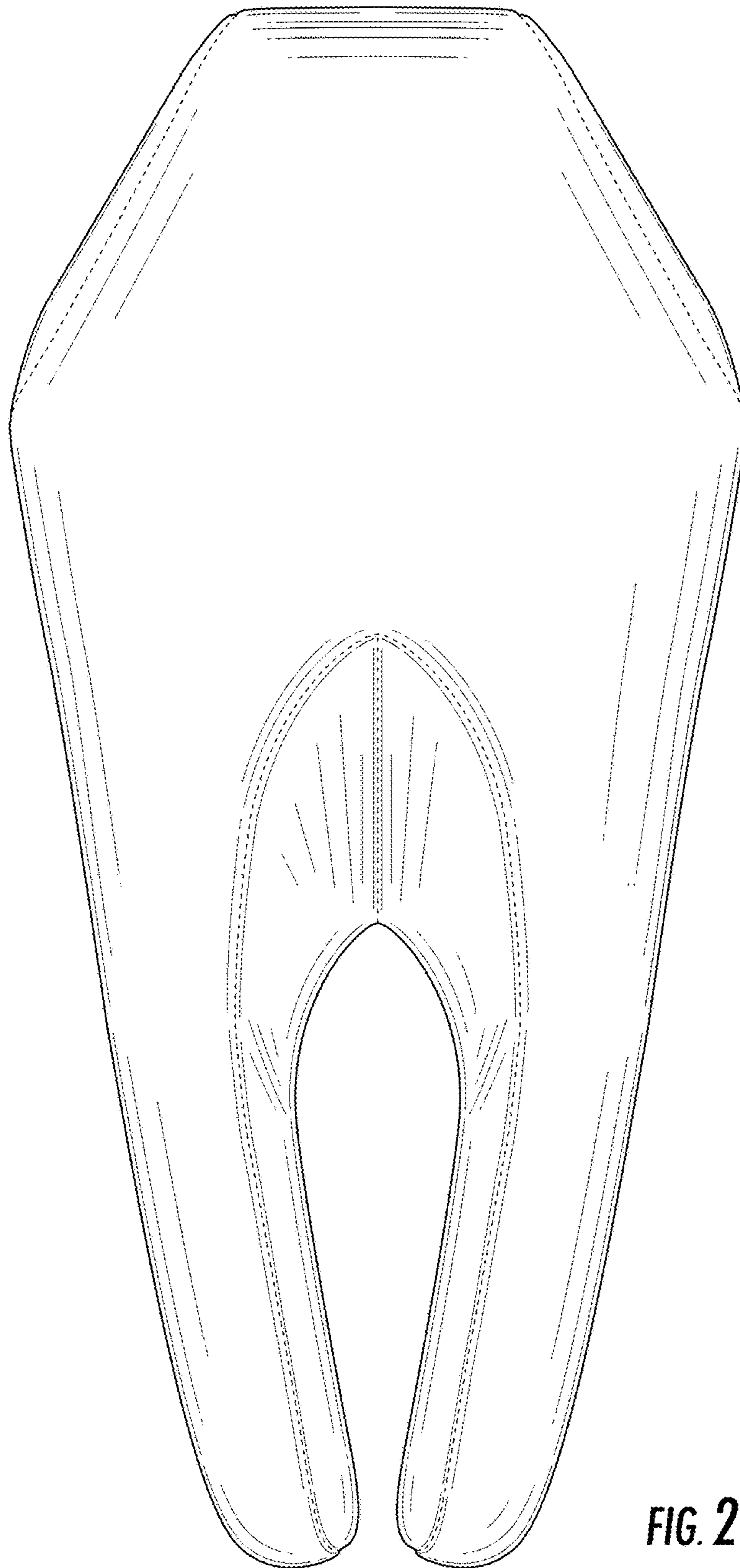


FIG. 2

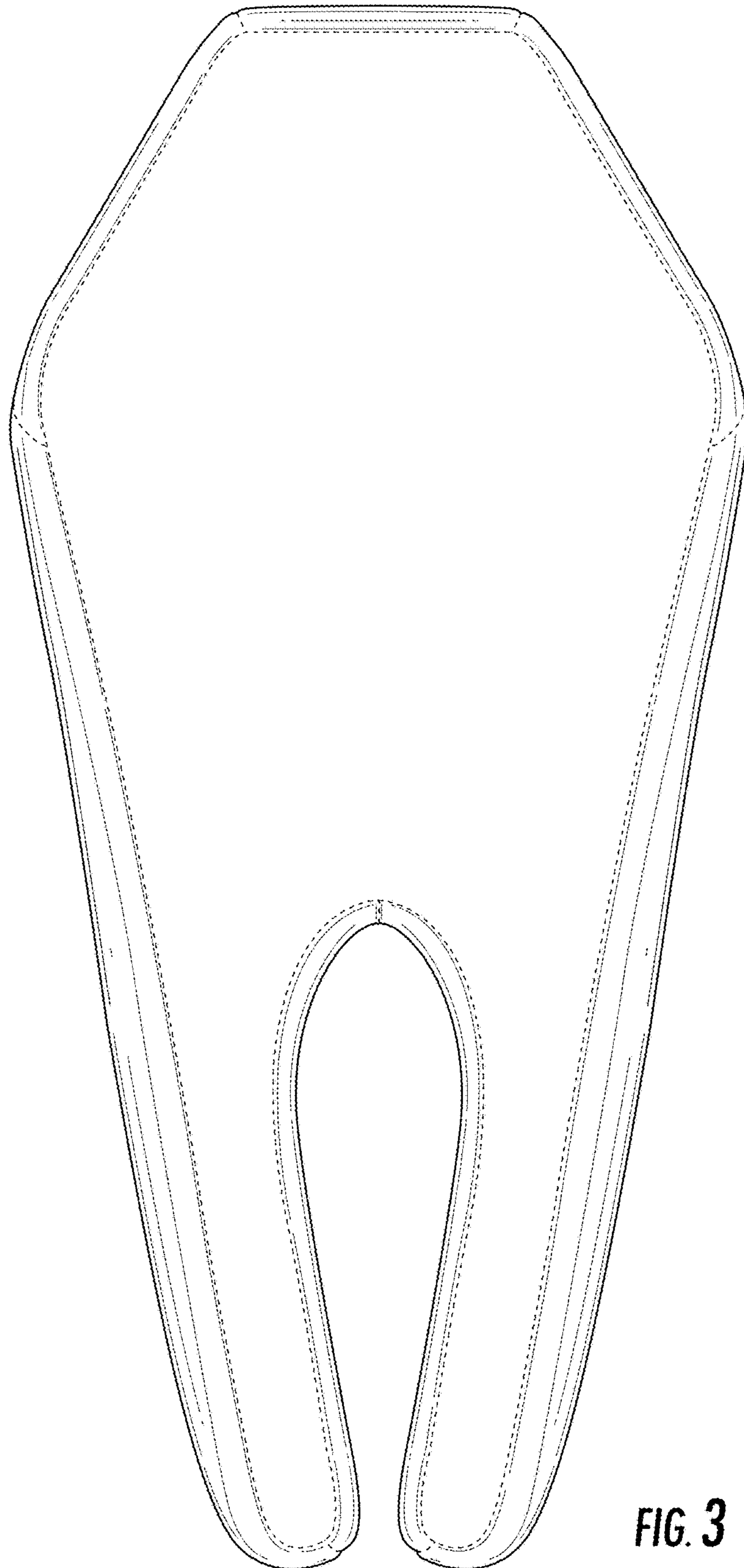


FIG. 3

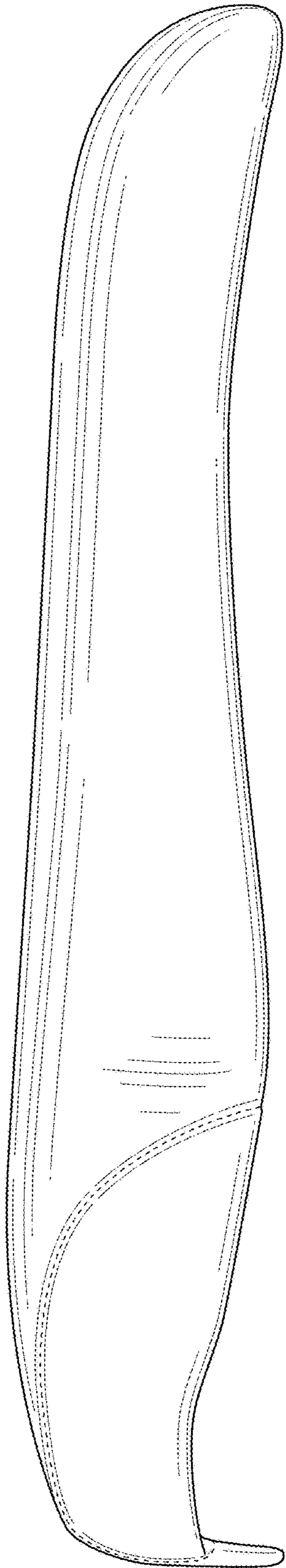


FIG. 4

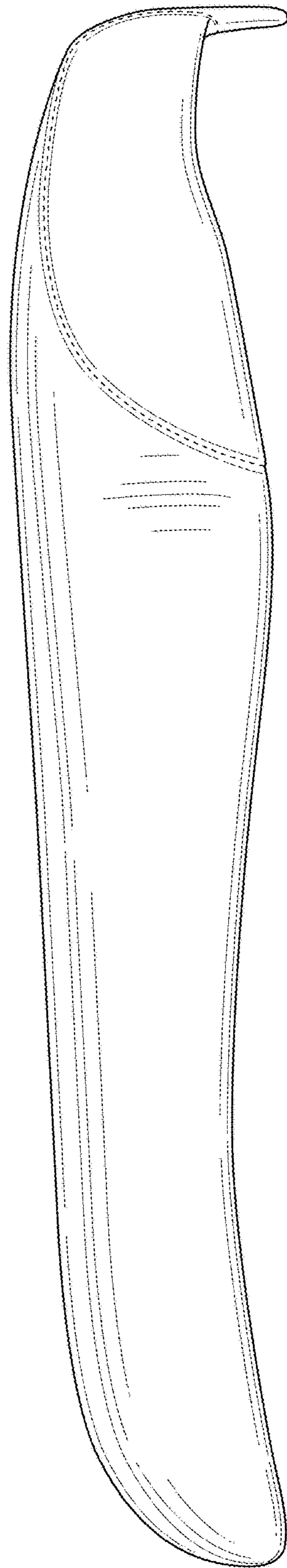


FIG. 5

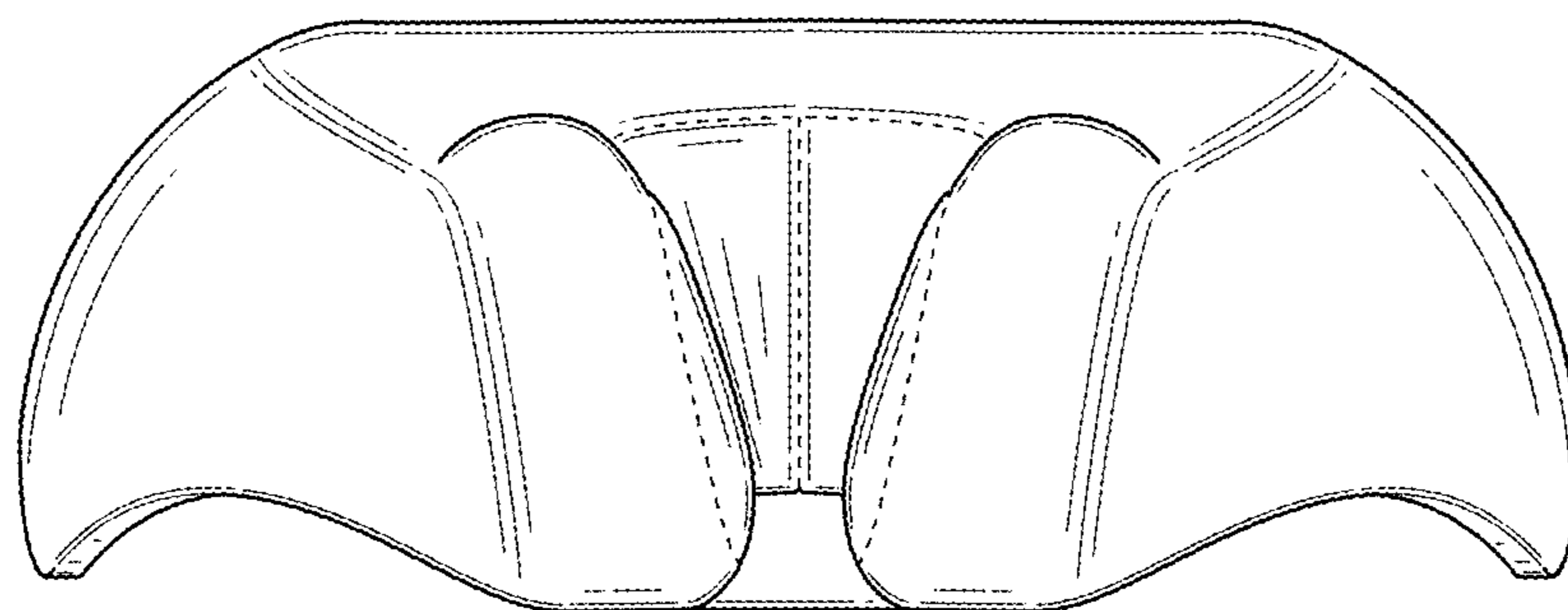


FIG. 6

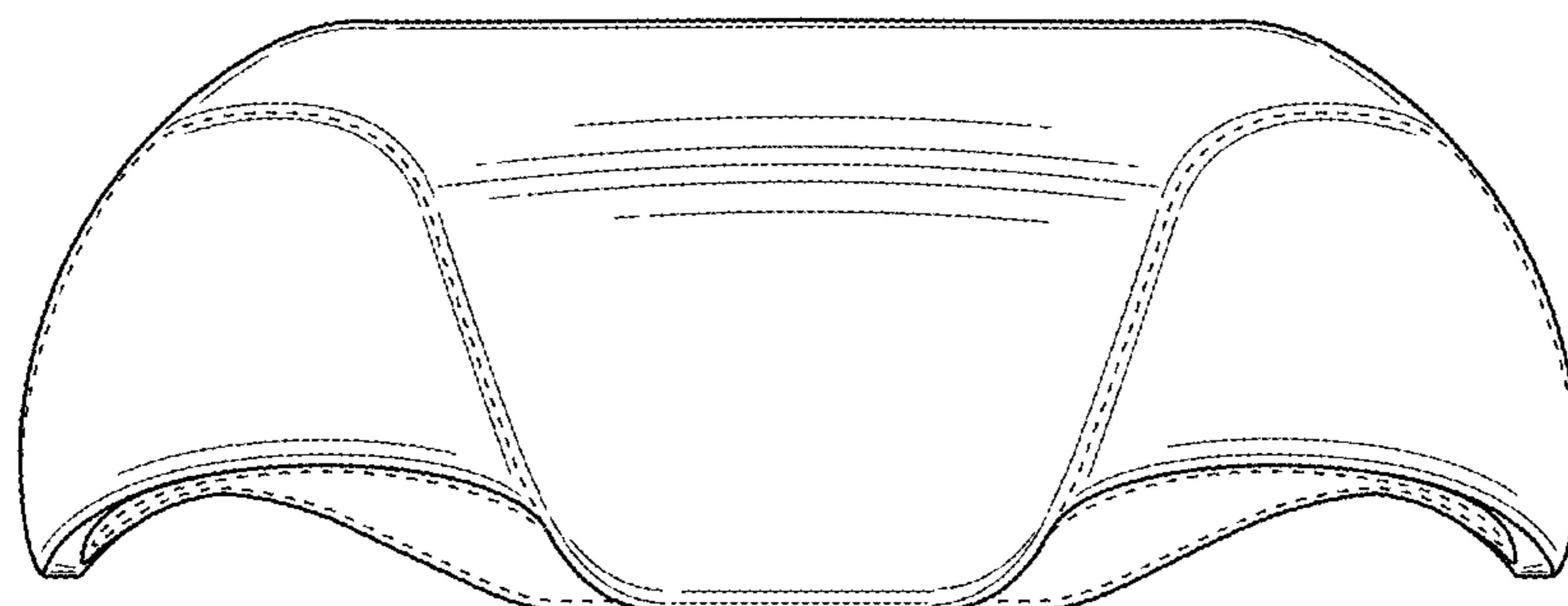


FIG. 7

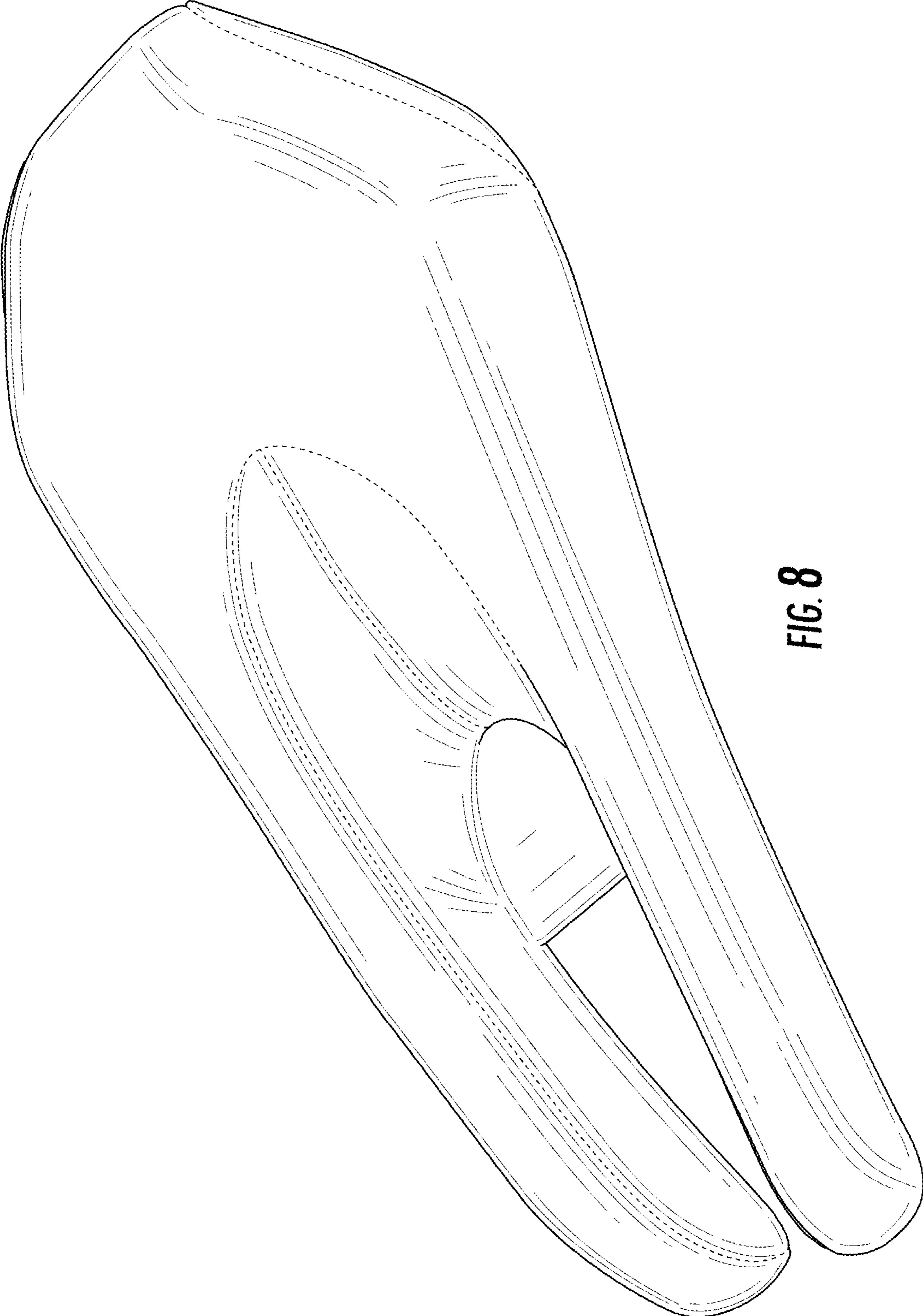


FIG. 8

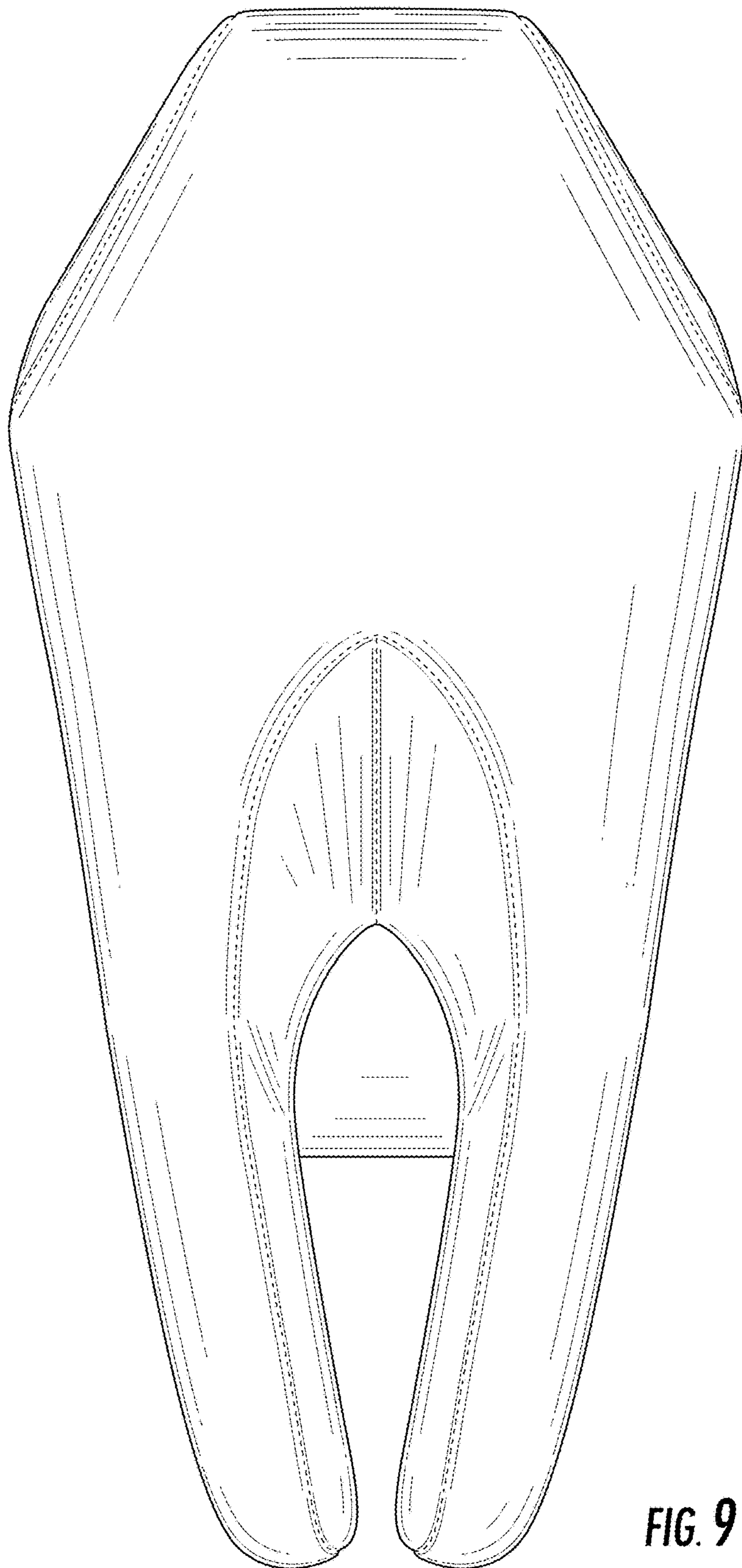


FIG. 9

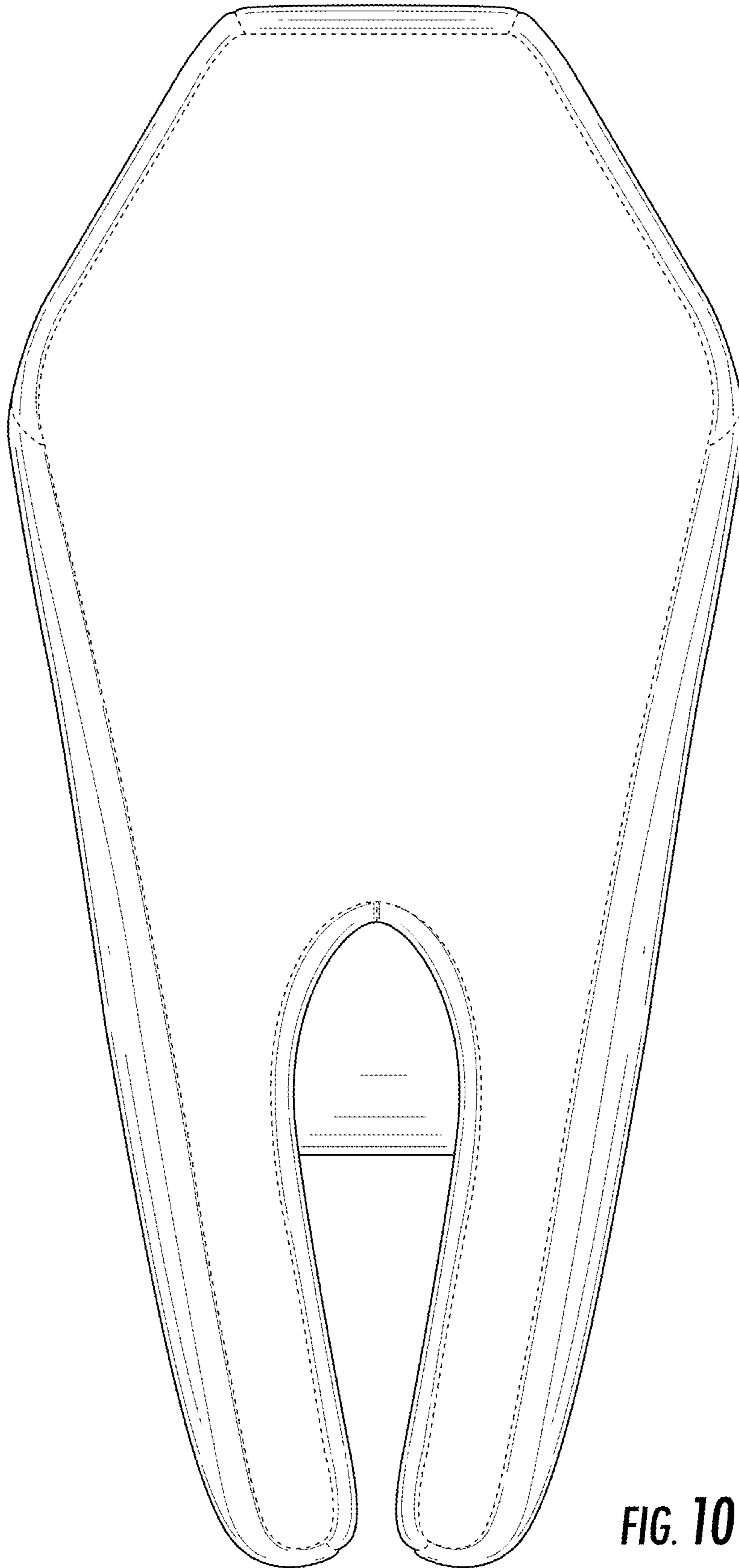


FIG. 10

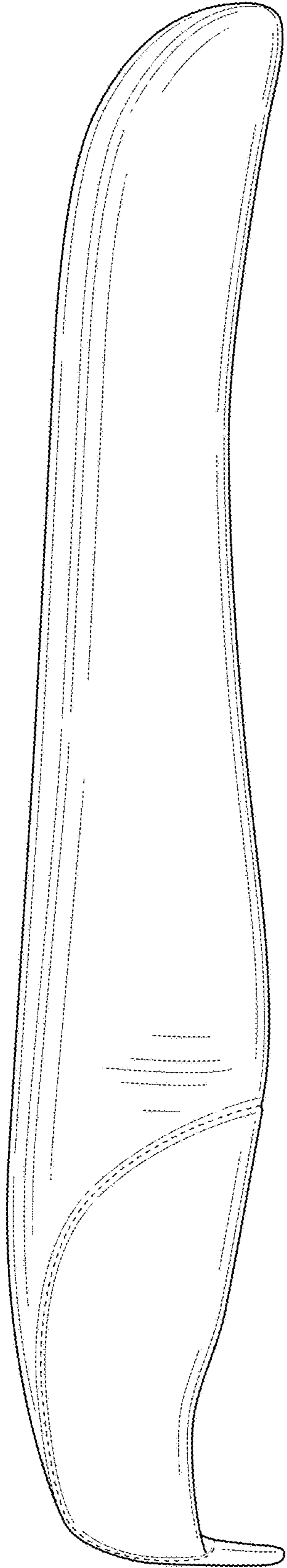


FIG. 11

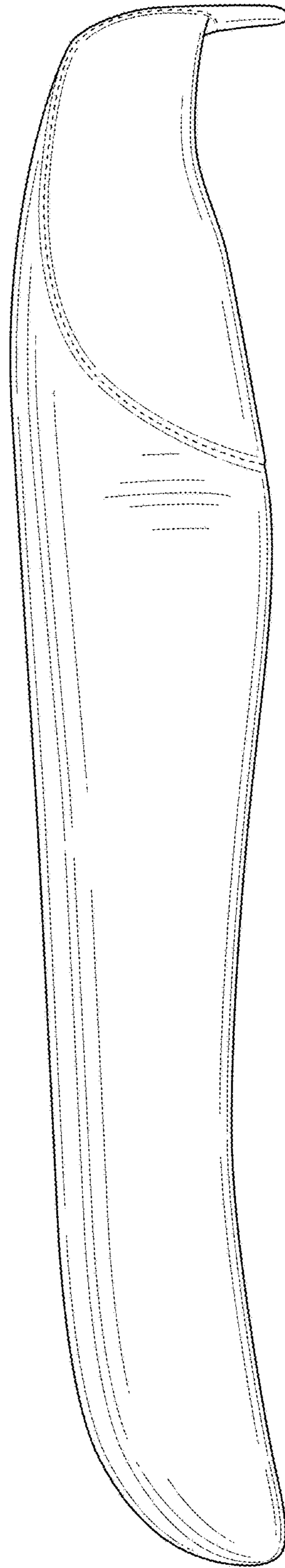


FIG. 12

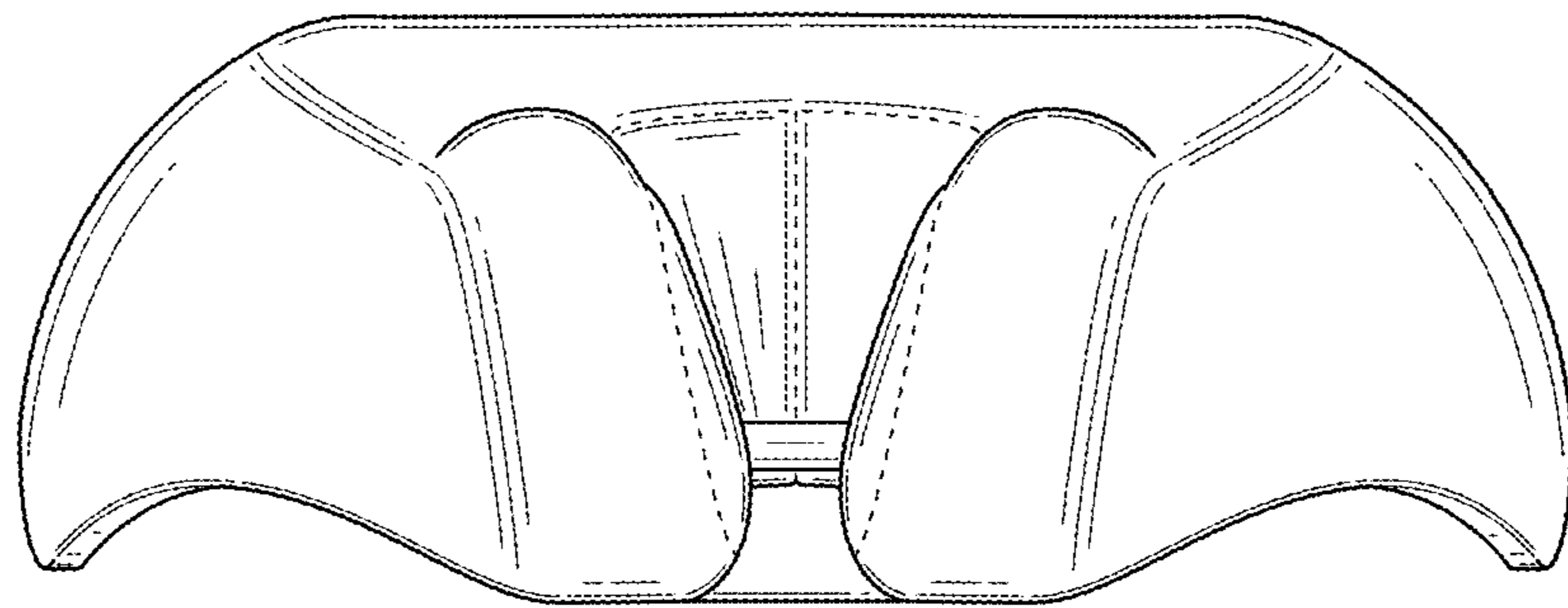


FIG. 13

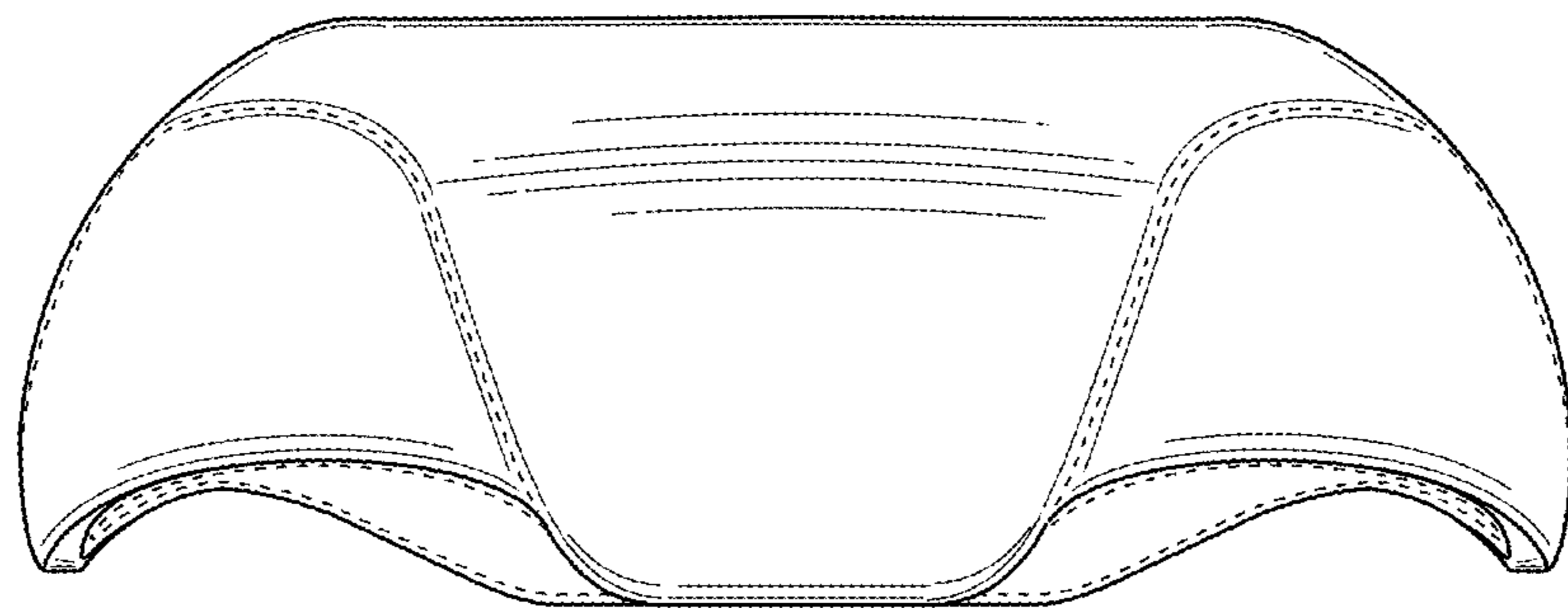


FIG. 14

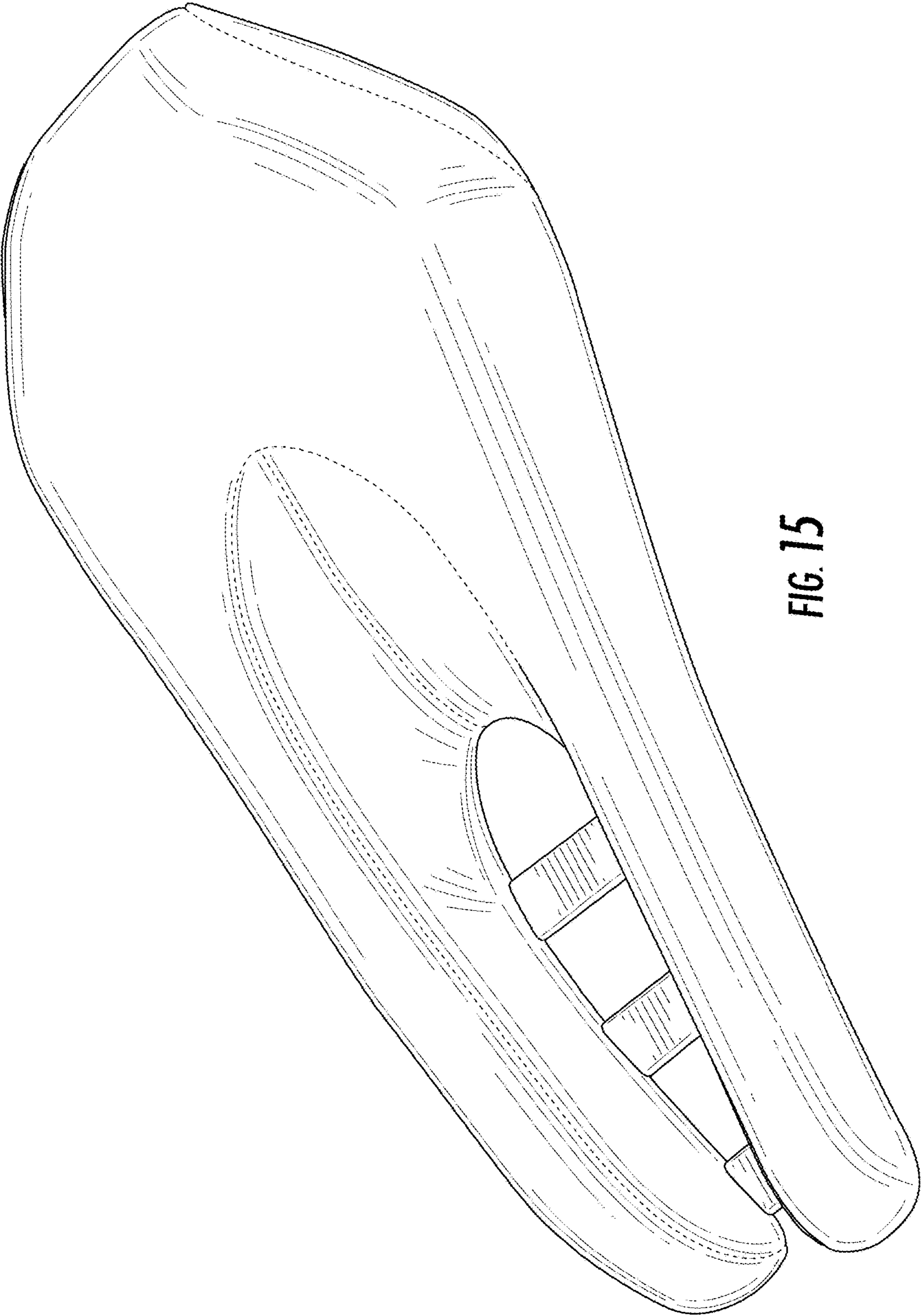


FIG. 15

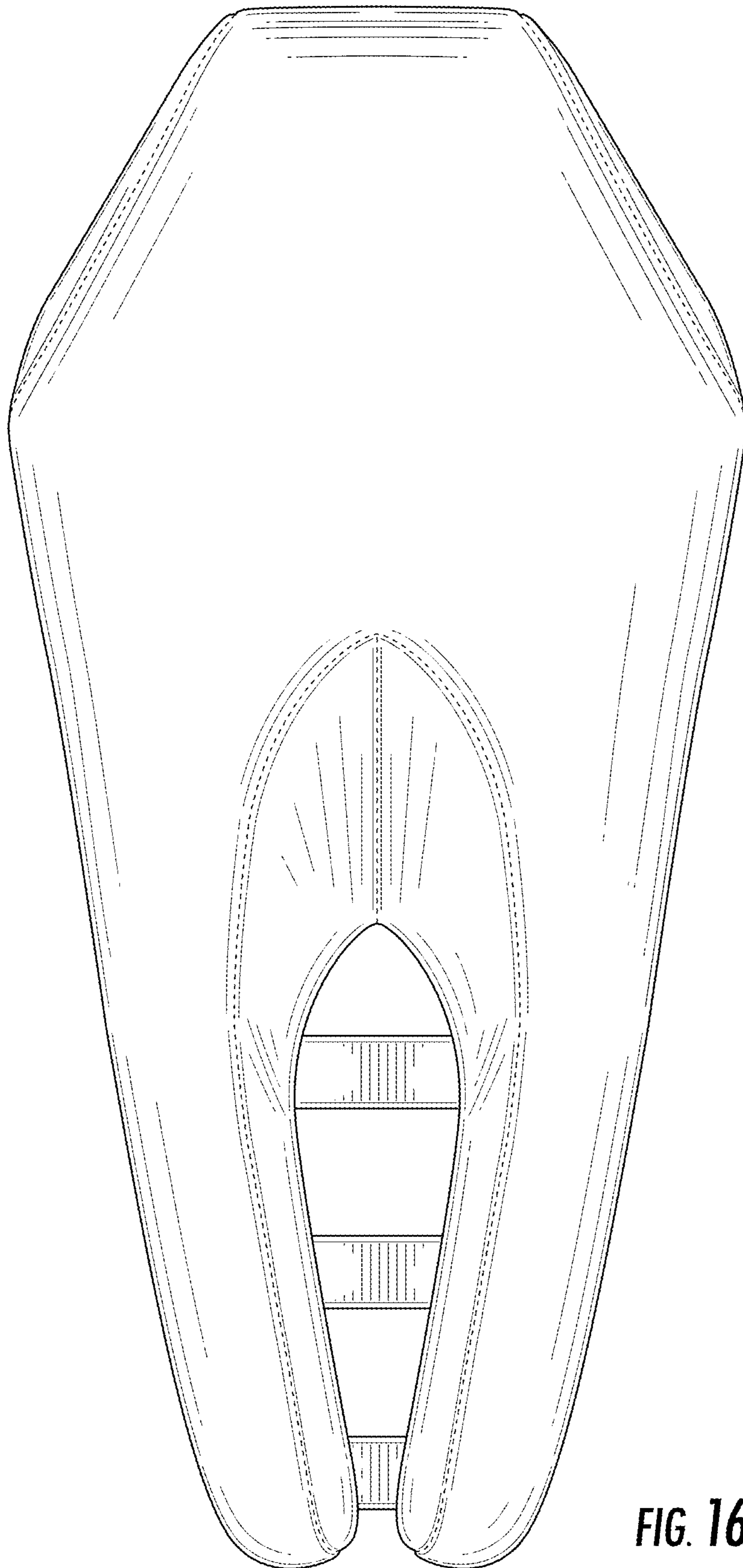


FIG. 16

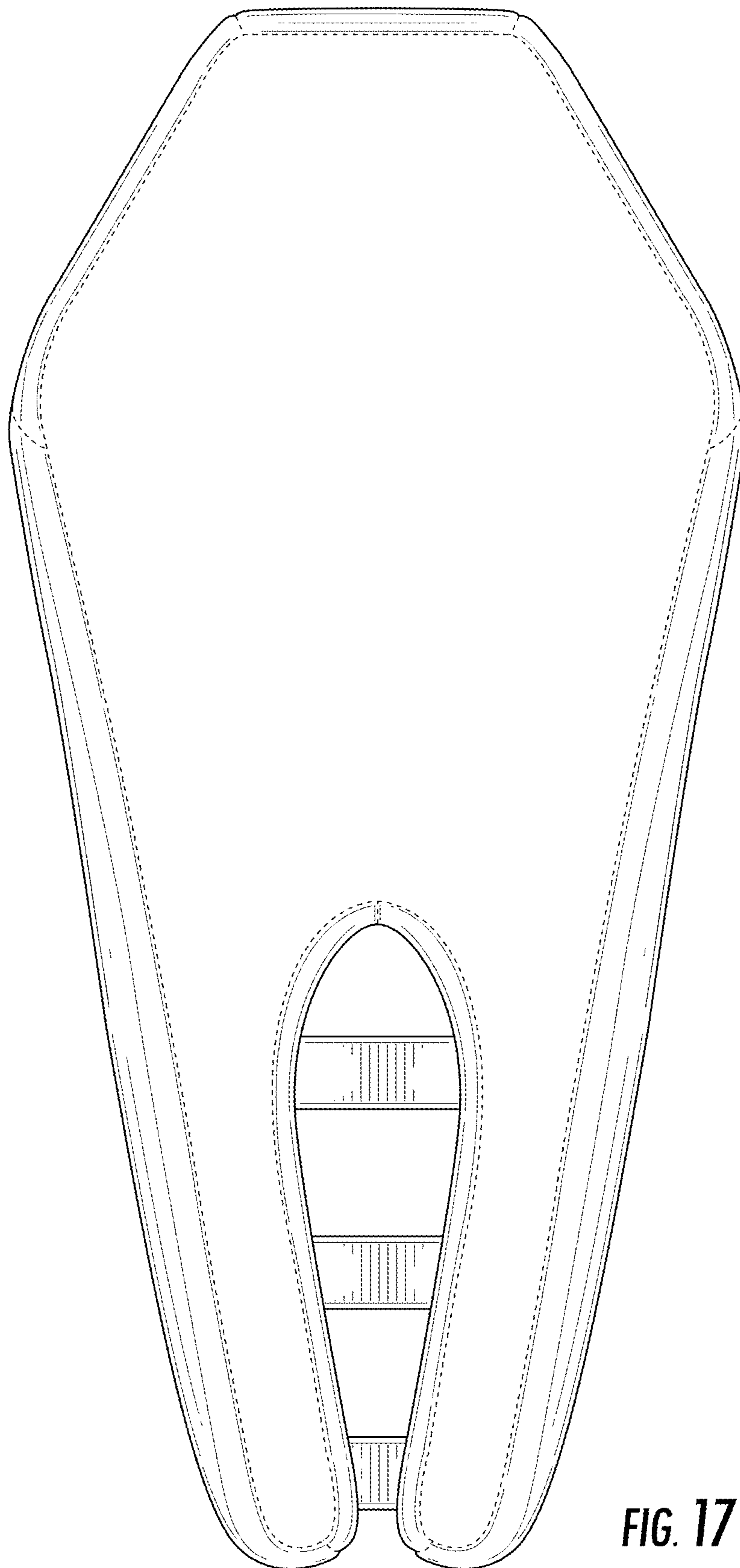


FIG. 17

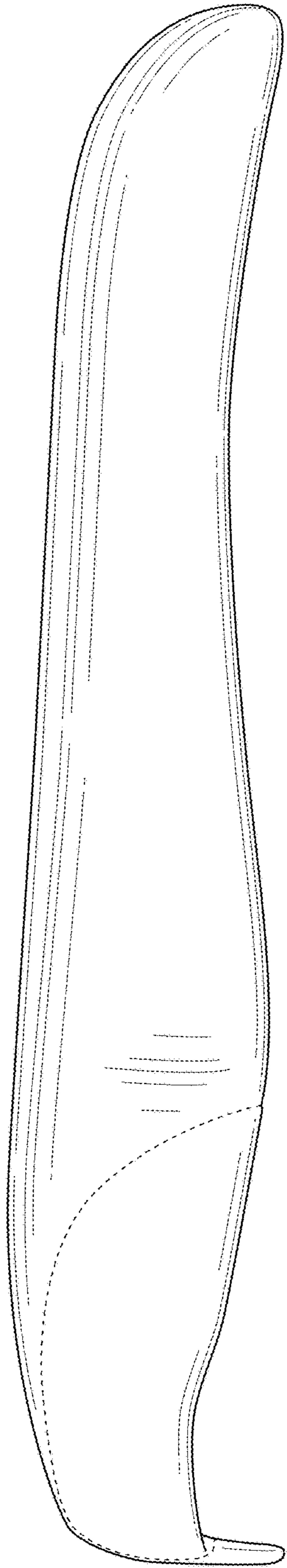


FIG. 18

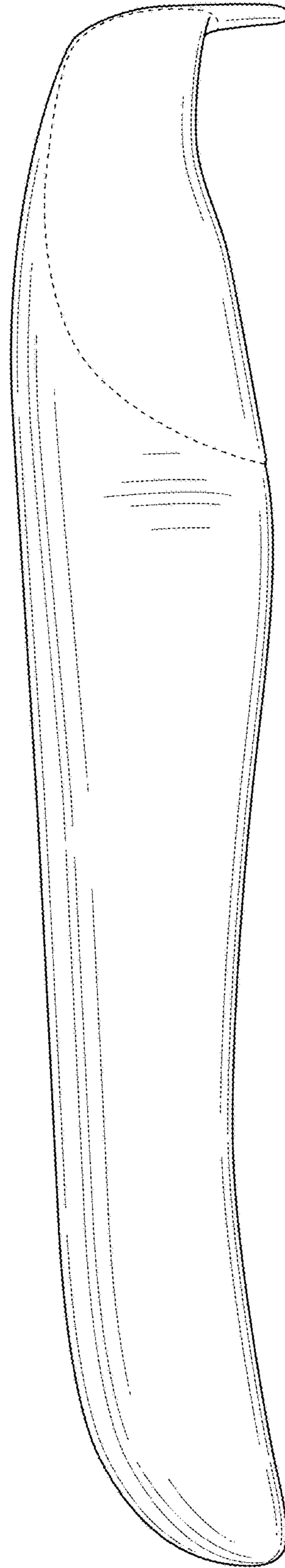


FIG. 19

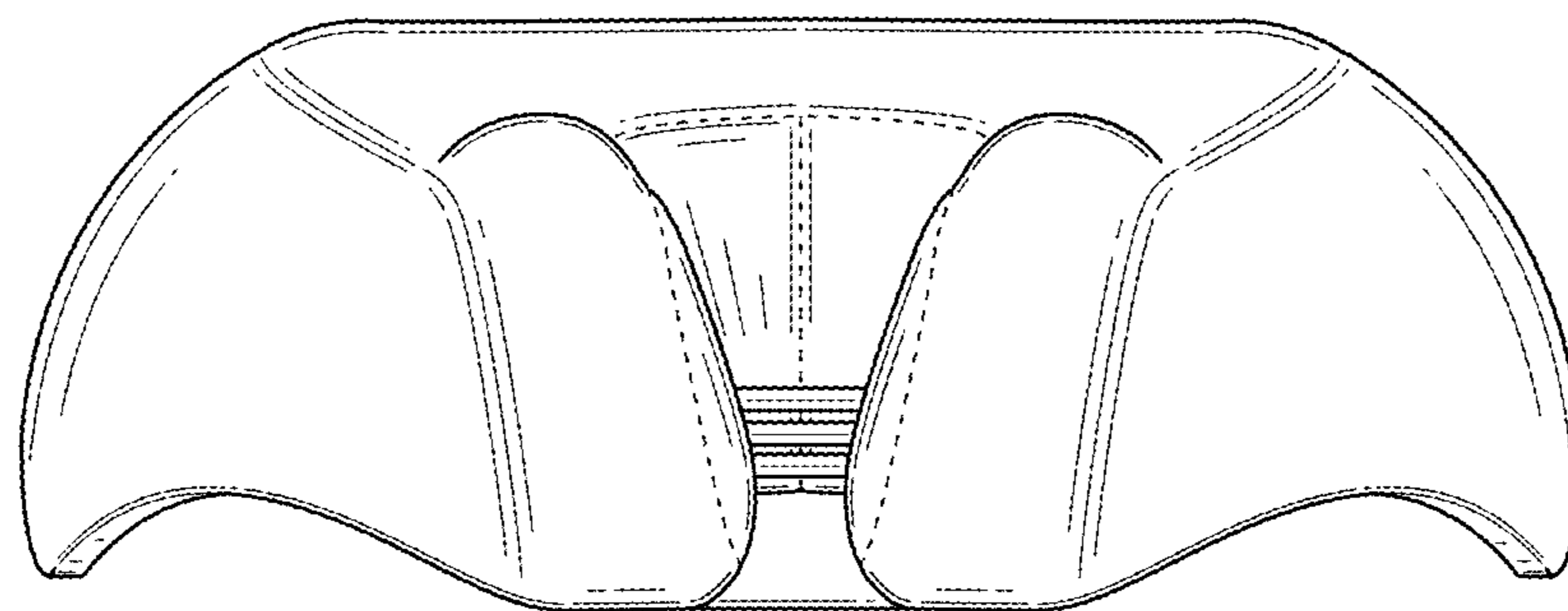


FIG. 20

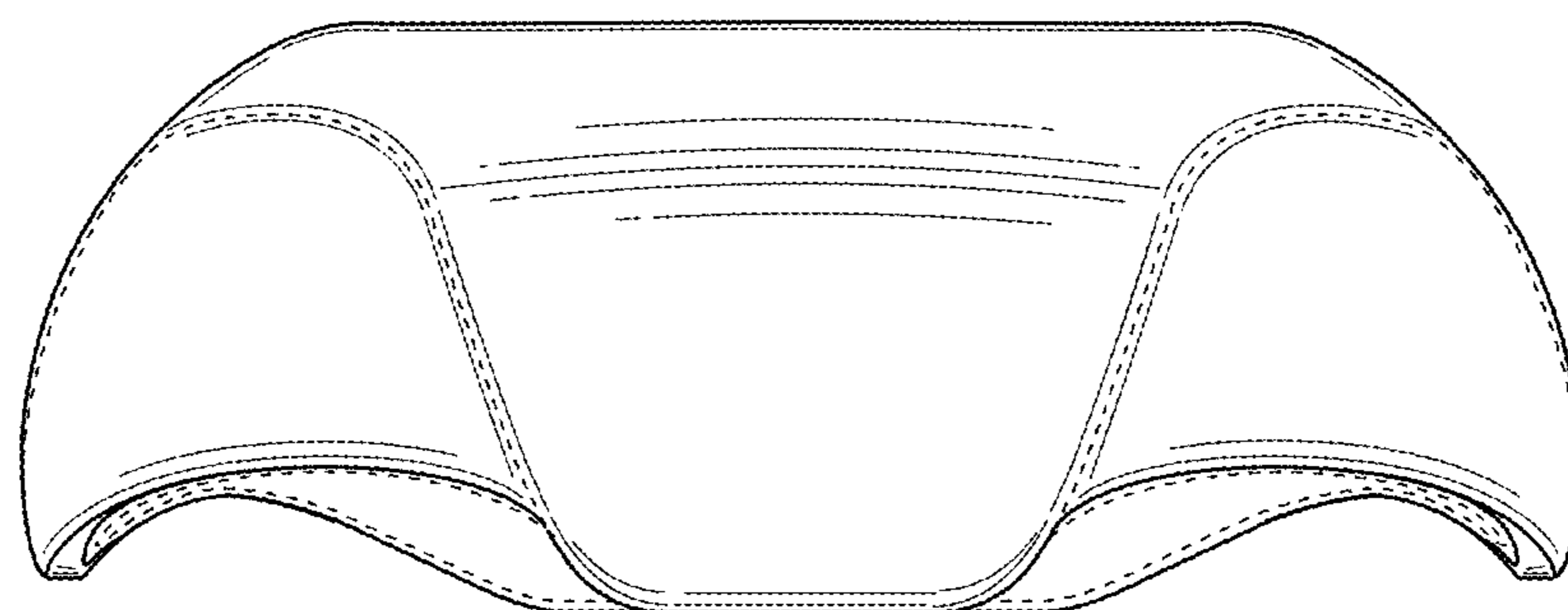


FIG. 21

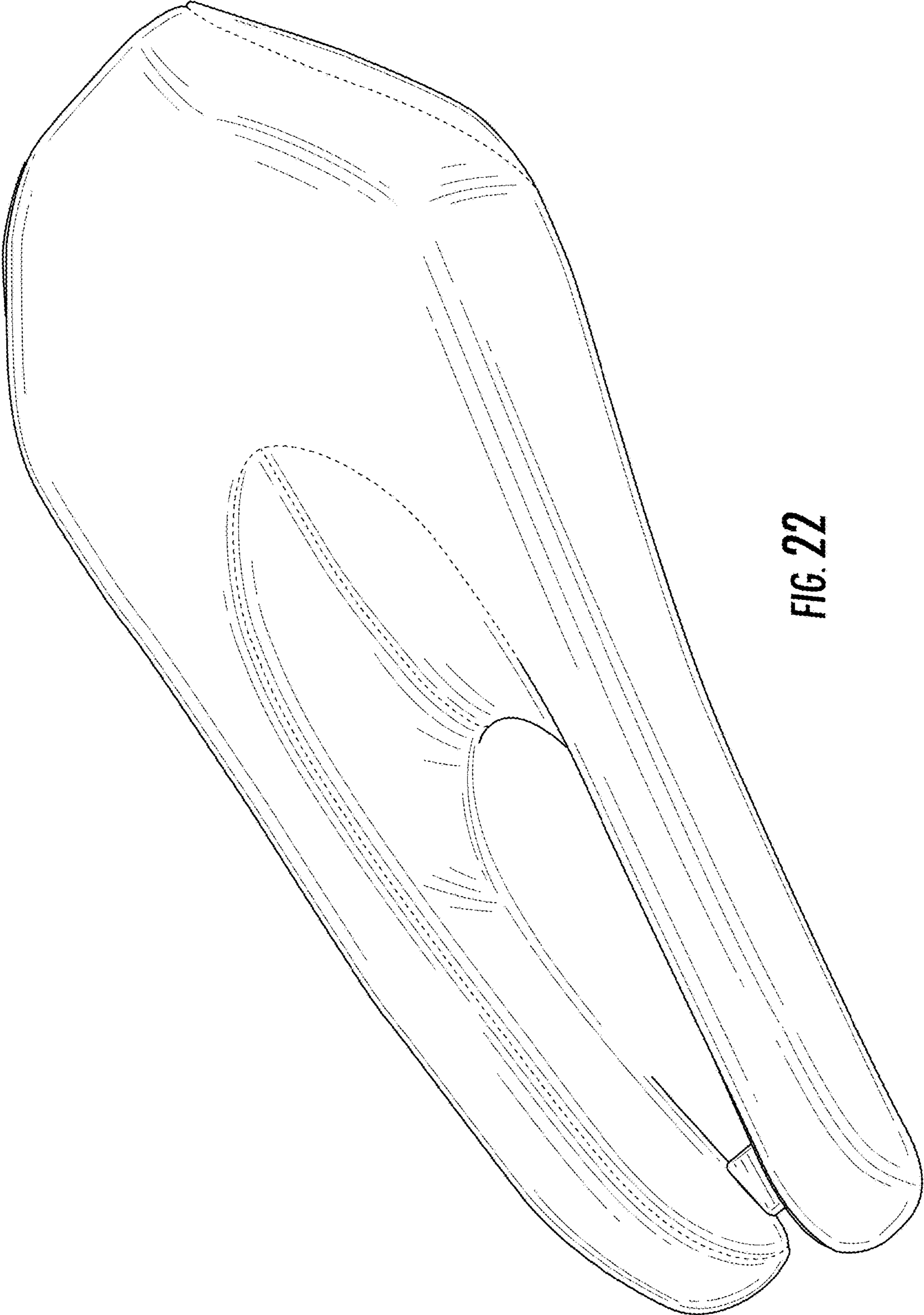


FIG. 22

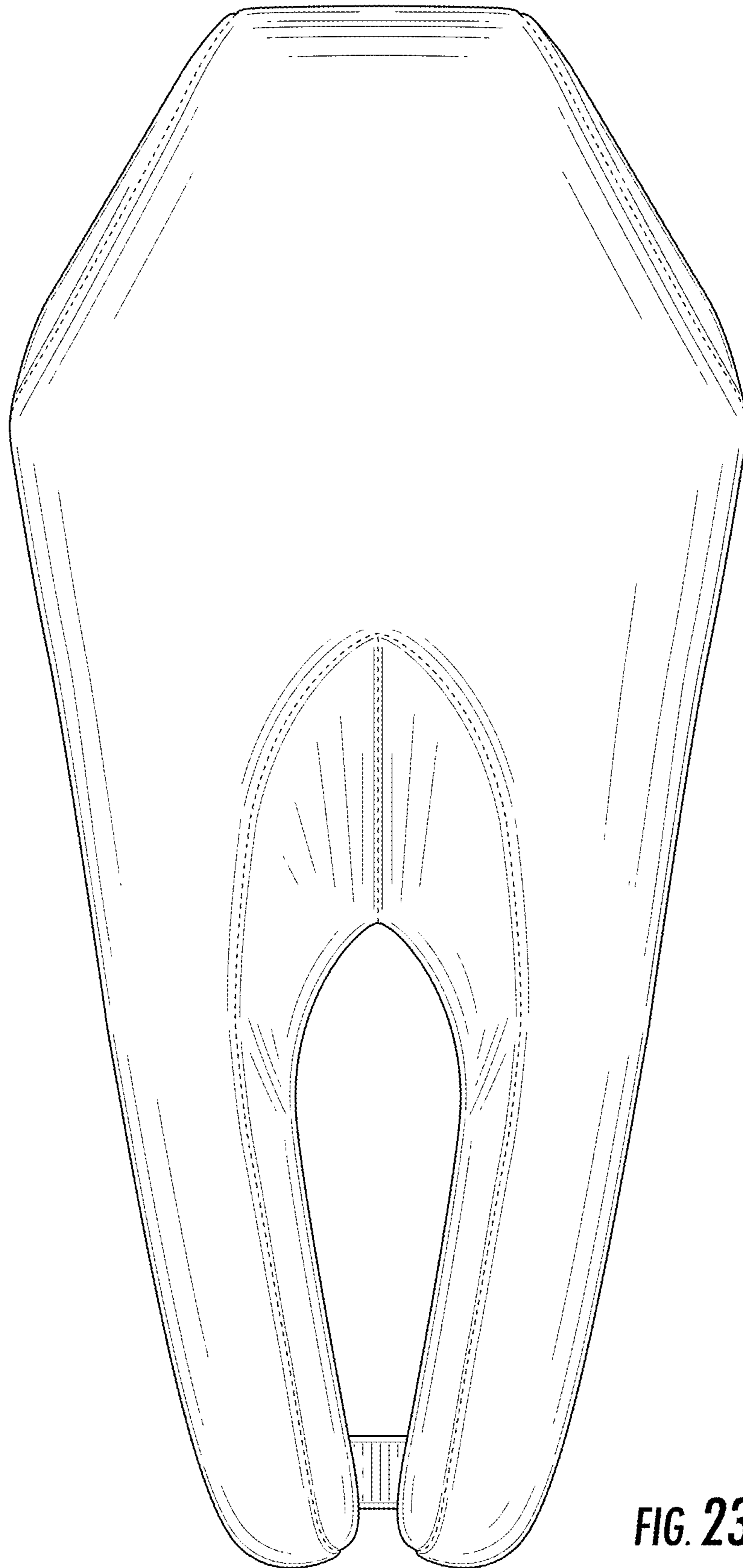


FIG. 23

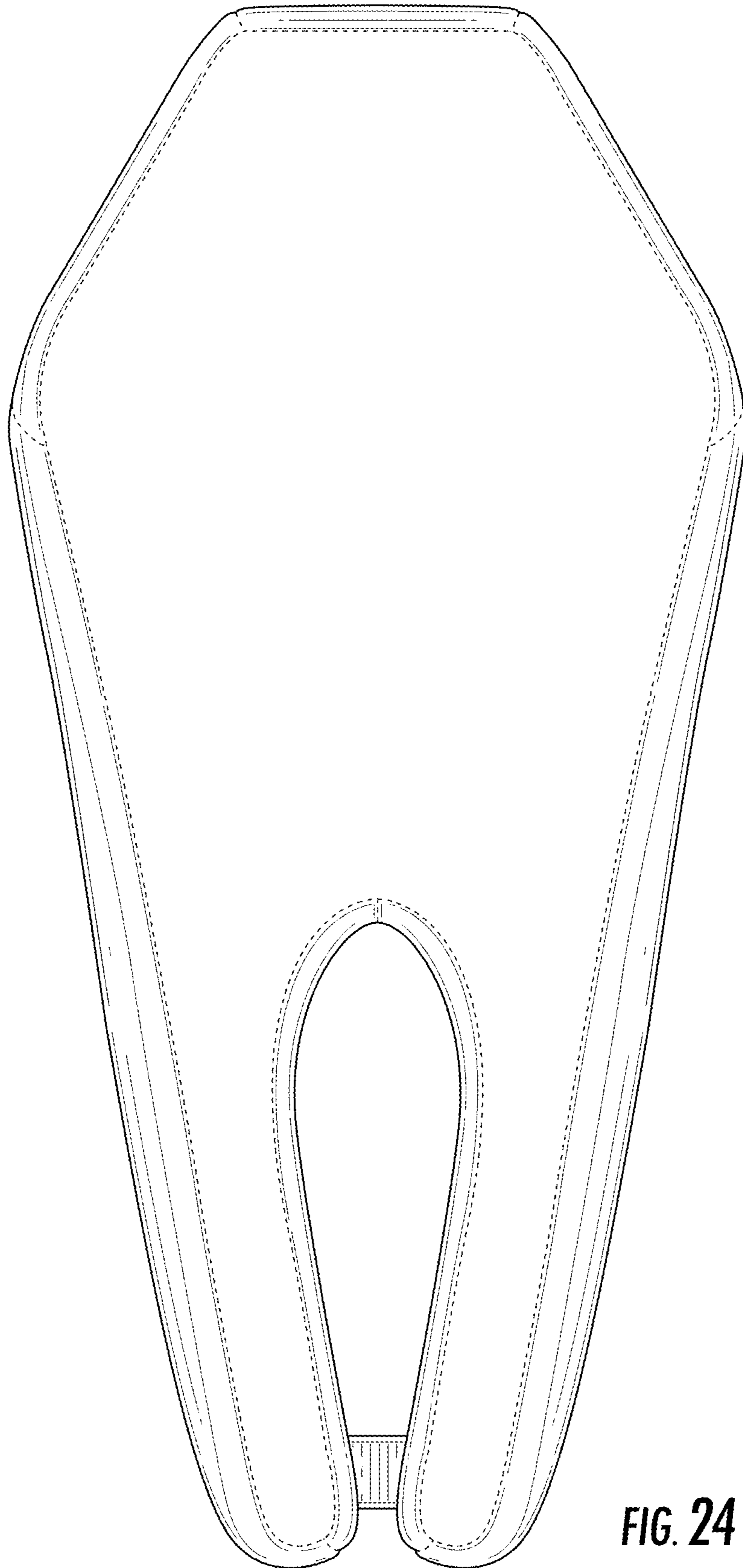


FIG. 24

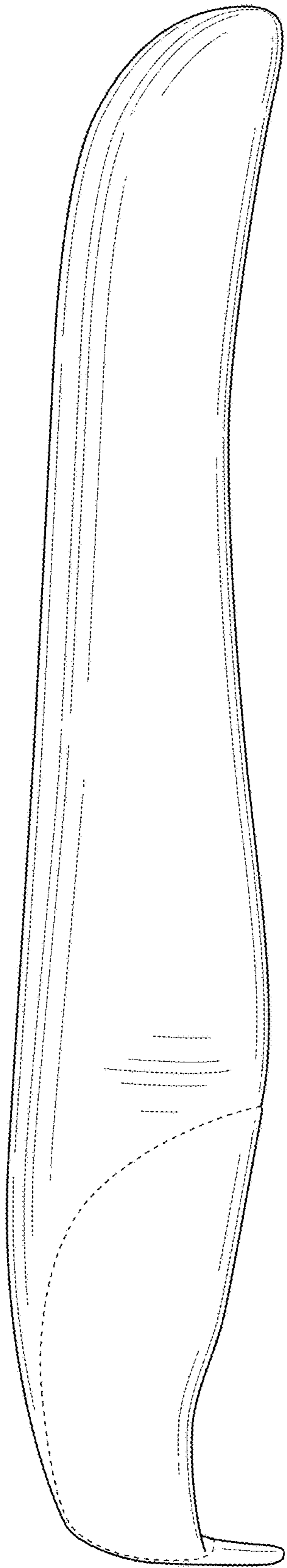


FIG. 25

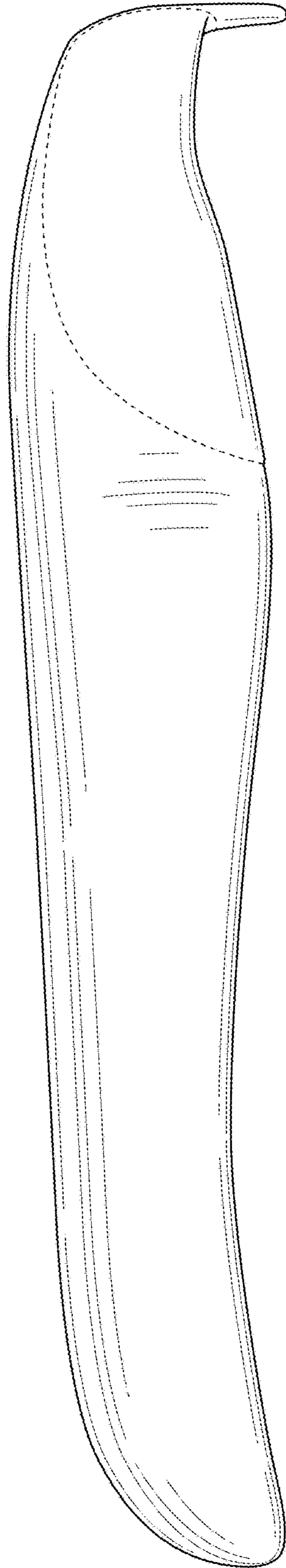


FIG. 26

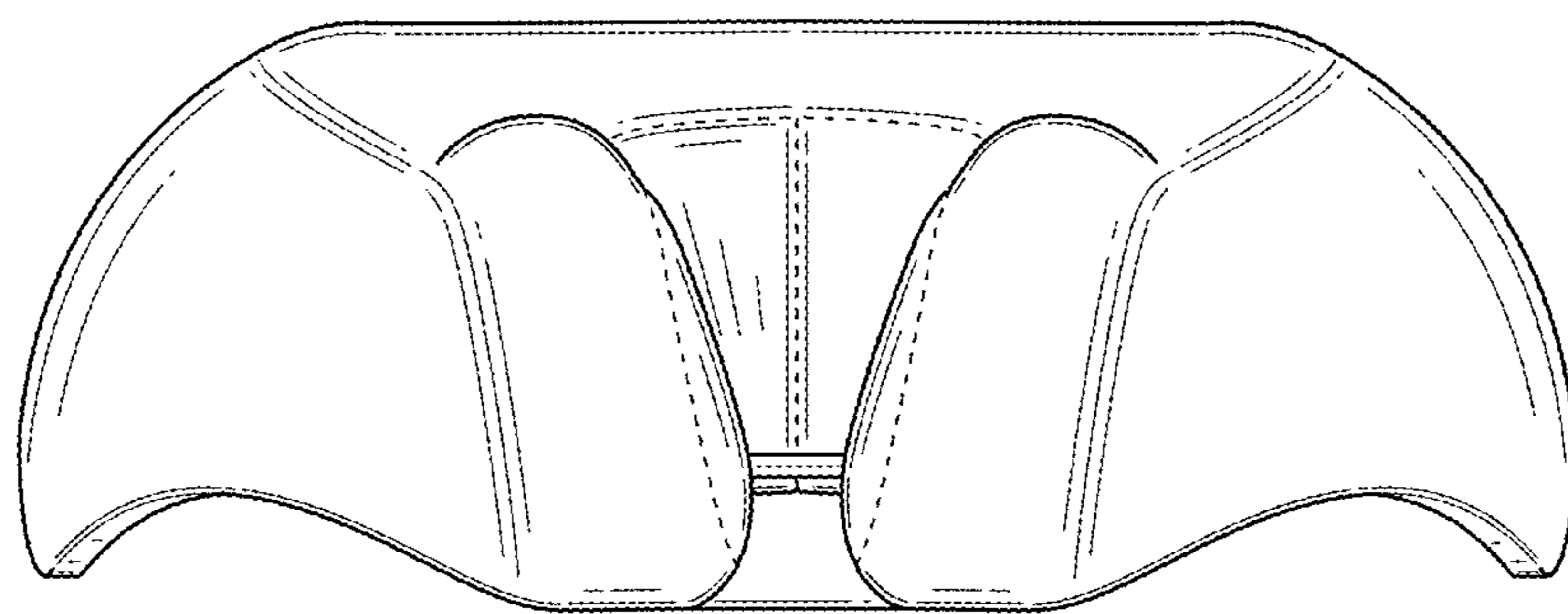


FIG. 27

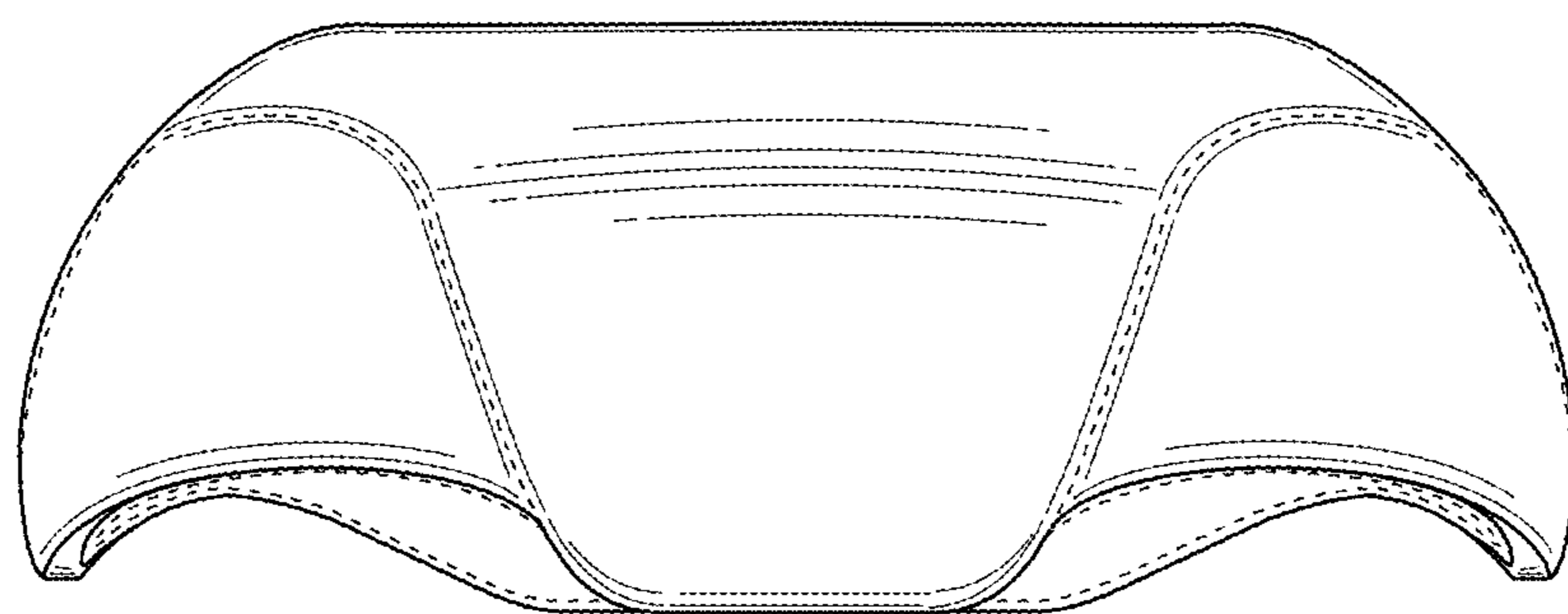


FIG. 28

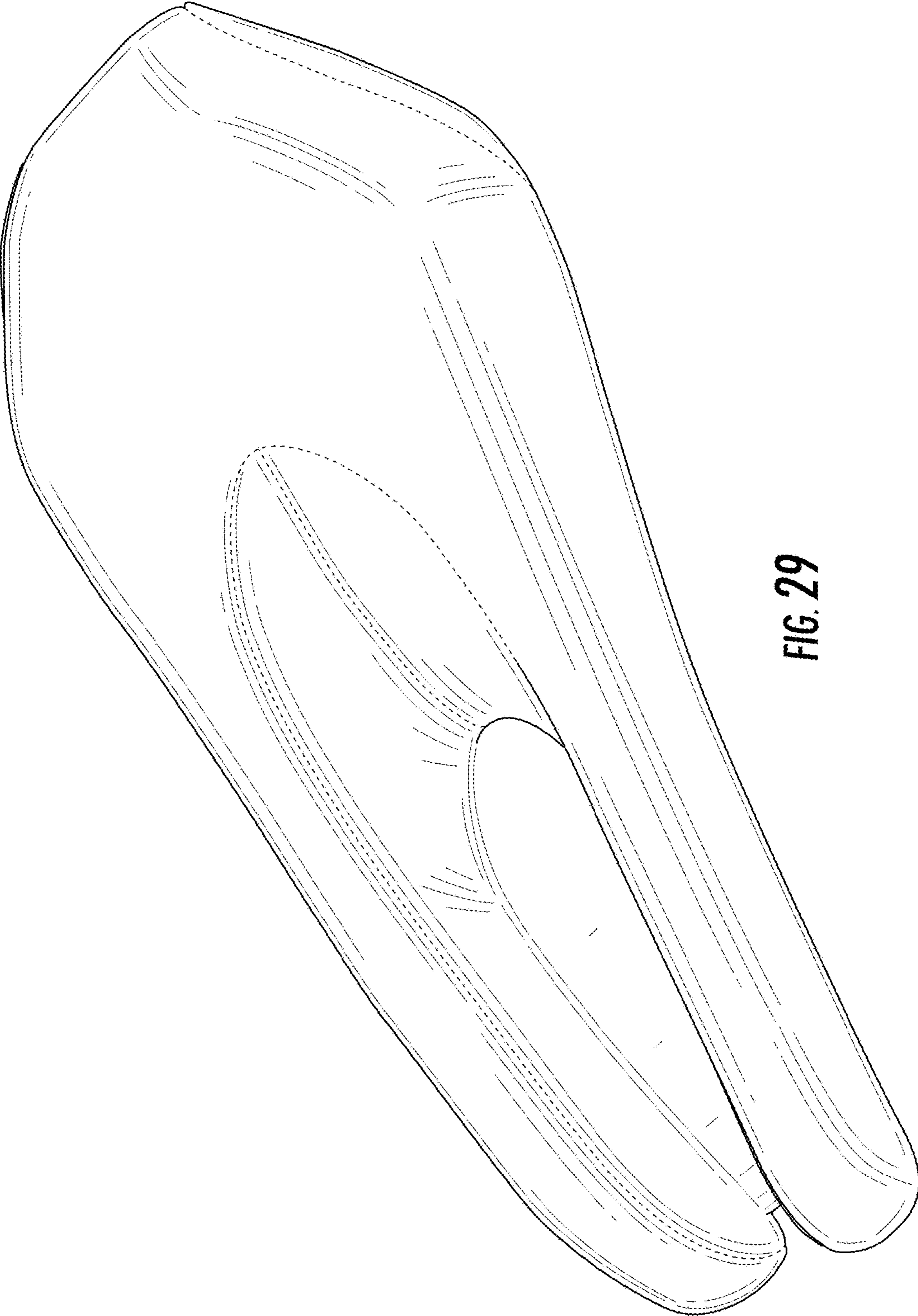


FIG. 29

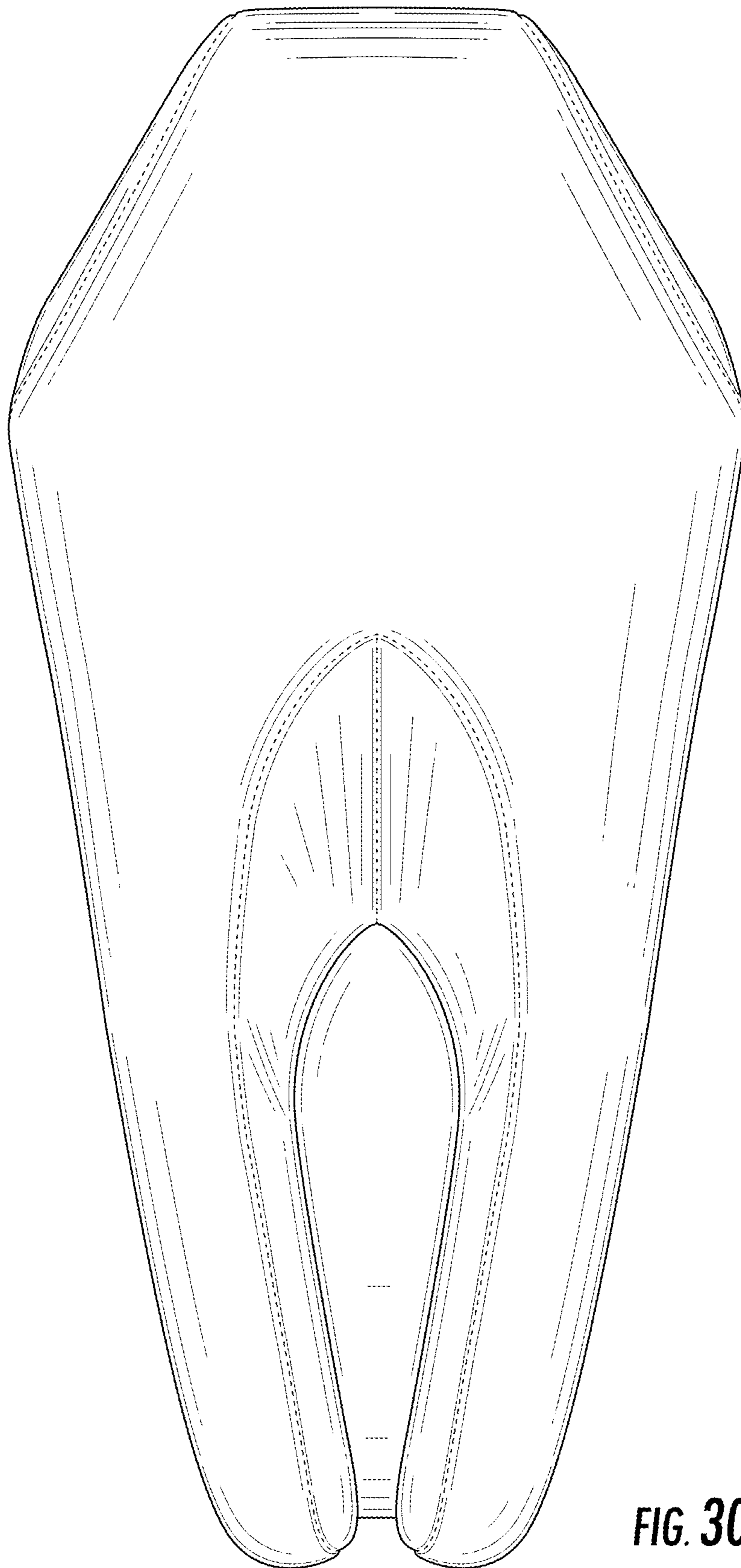


FIG. 30

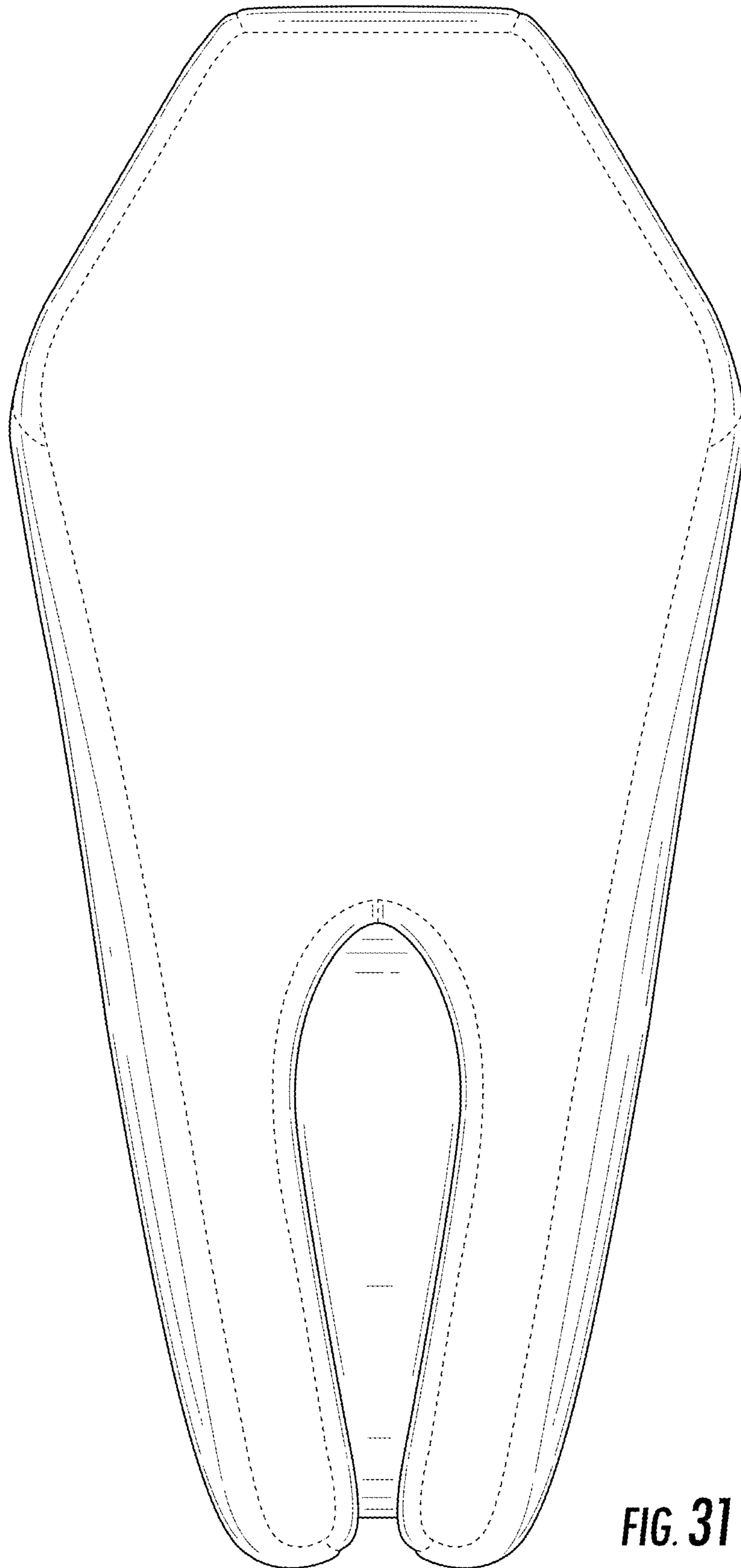


FIG. 31

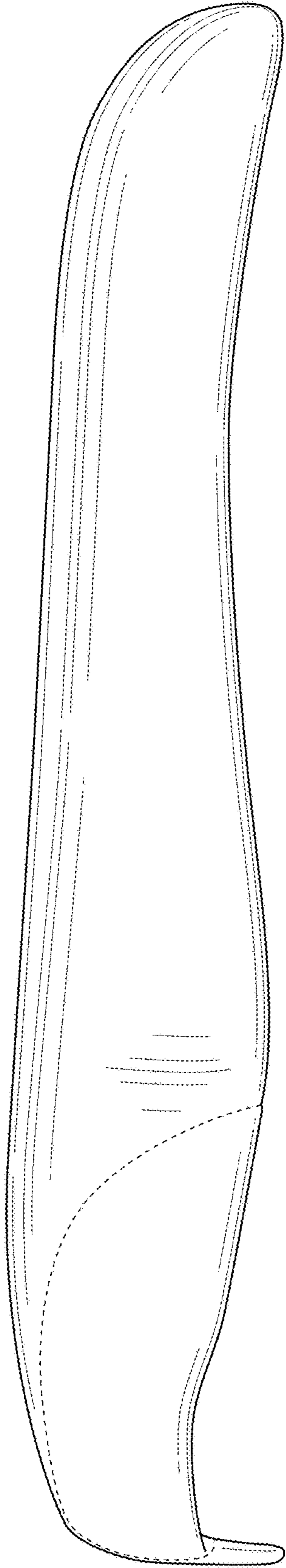


FIG. 32

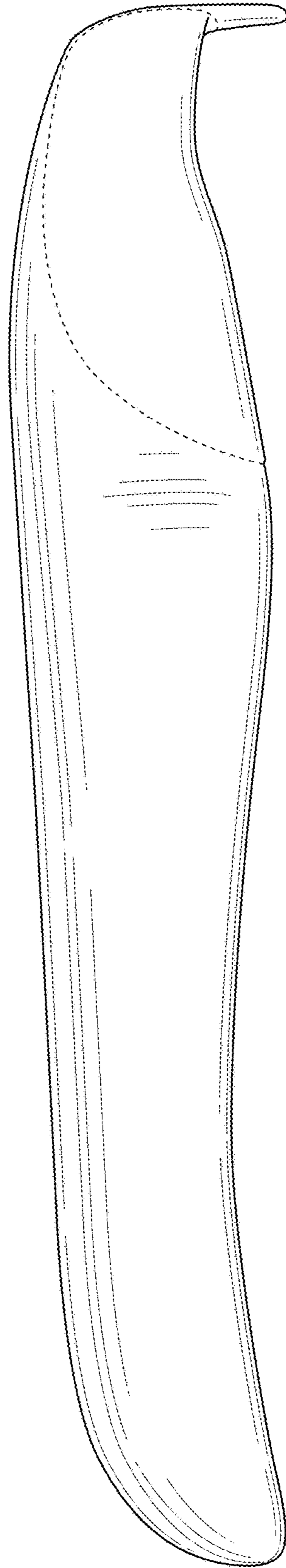


FIG. 33

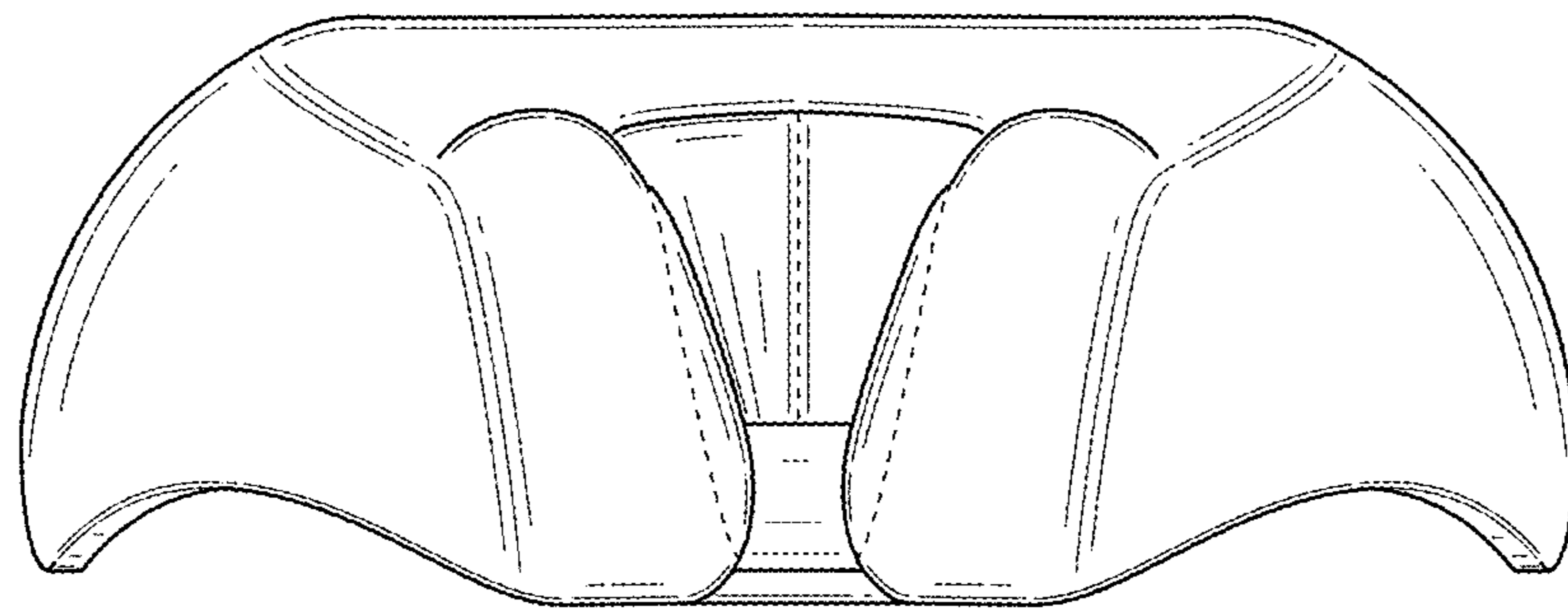


FIG. 34

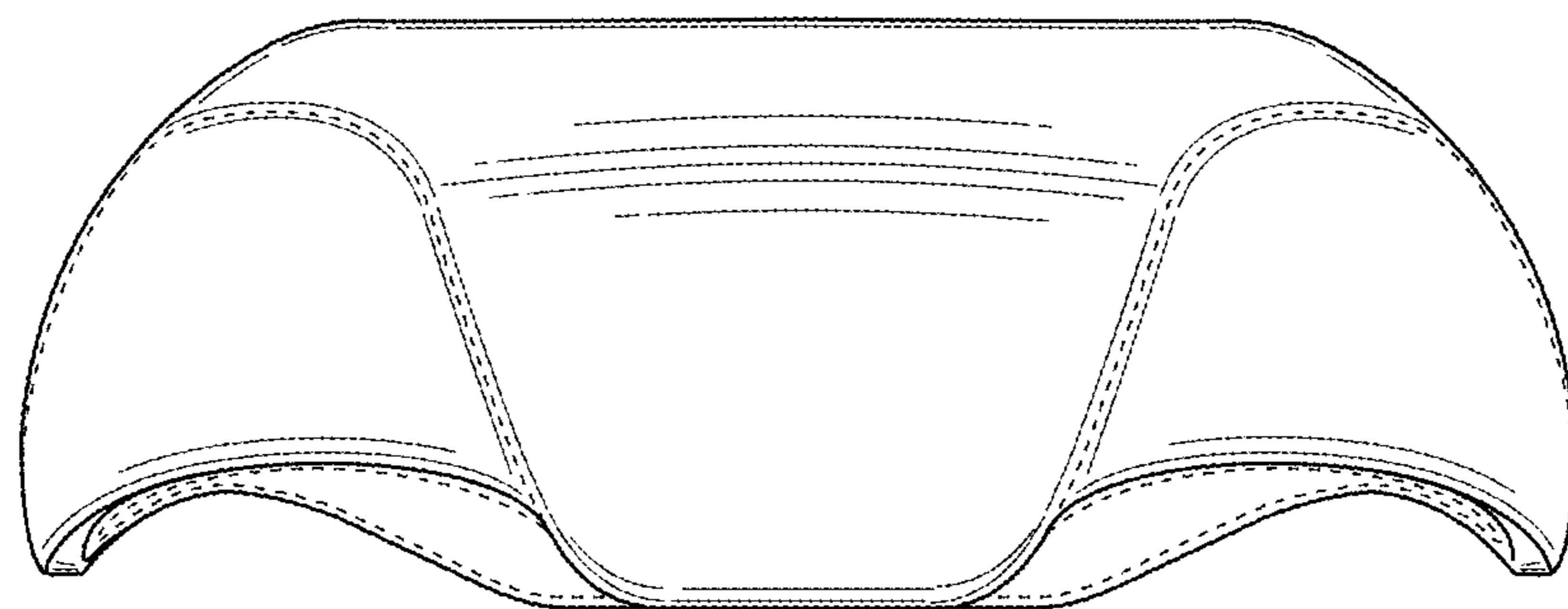


FIG. 35