

US00D786553S

(12) **United States Design Patent** (10) **Patent No.:** **US D786,553 S**  
**Kriss et al.** (45) **Date of Patent:** **\*\* May 16, 2017**

(54) **EYEWEAR HOLDER**

(56) **References Cited**

(71) Applicant: **OYOBX CORPORATION**, New York, NY (US)  
(72) Inventors: **Michael Kriss**, New York, NY (US); **Lubov Stark**, Cresskill, NJ (US)  
(73) Assignee: **OYObox Corp.**, New York, NY (US)  
(\*\*) Term: **14 Years**  
(21) Appl. No.: **29/514,804**  
(22) Filed: **Jan. 16, 2015**

U.S. PATENT DOCUMENTS

D579,692	S	*	11/2008	Canupp	.....	D3/295
D599,407	S	*	9/2009	Flores	.....	D19/86
D619,089	S	*	7/2010	Chen	.....	D13/102
D646,985	S	*	10/2011	Roesler	.....	D9/414
D646,986	S	*	10/2011	Roesler	.....	D9/414
D646,987	S	*	10/2011	Roesler	.....	D9/414
D729,518	S	*	5/2015	Neusidl	.....	D3/265
2003/0047474	A1	*	3/2003	Dahlson	.....	B65D 5/4204 206/423

\* cited by examiner

*Primary Examiner* — Sandra Snapp  
*Assistant Examiner* — Holly E Thurman  
(74) *Attorney, Agent, or Firm* — Vladimir Tsirkin

**Related U.S. Application Data**

(62) Division of application No. 29/435,126, filed on Oct. 19, 2012, now Pat. No. Des. 723,801.

(51) **LOC (10) Cl.** ..... **03-01**

(52) **U.S. Cl.**  
USPC ..... **D3/266**

(58) **Field of Classification Search**  
USPC ..... D3/218, 219, 215, 224, 226, 263–266,  
D3/230, 233; D9/423, 756, 737, 715,  
D9/721  
CPC ..... A47F 7/021; A47F 7/0243; A47F 7/00;  
A47F 7/0028; A47F 7/24; A47F 5/02;  
A47F 5/04; A47F 5/13; A45C 11/04;  
A47B 81/00; A47G 25/0664; B62H 3/00;  
B62H 3/08; E05B 71/00

See application file for complete search history.

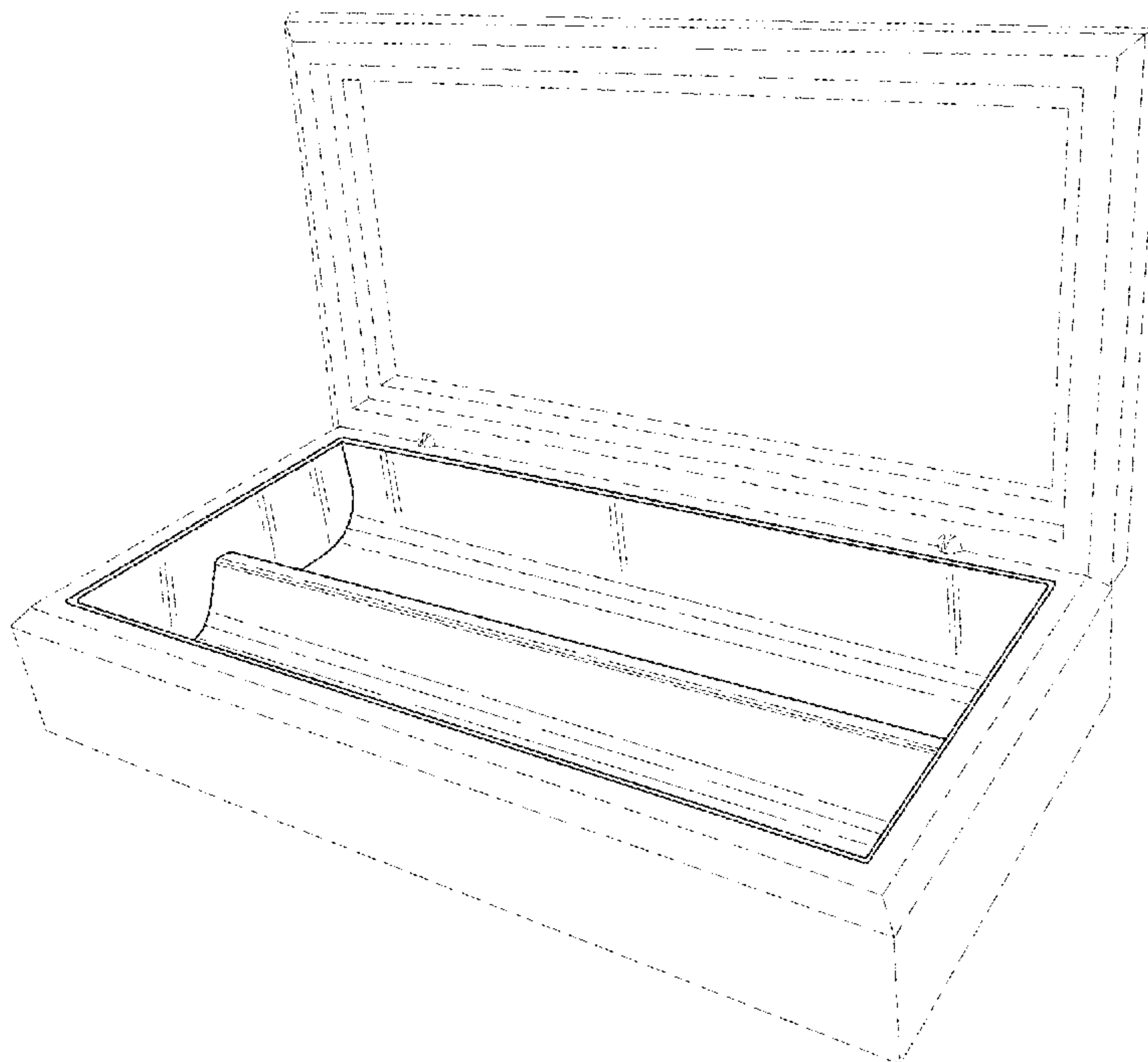
(57) **CLAIM**

The ornamental design for an eyewear holder, as shown and described.

**DESCRIPTION**

FIG. 1 is a top view of the eyewear holder showing our new design;  
FIG. 2 is a perspective thereof;  
FIG. 3 is a top view thereof with the eyewear holder shown in an open configuration;  
FIG. 4 is an enlarged side perspective view thereof; and,  
FIG. 5 is an enlarged top perspective view thereof.  
The portions of the eyewear holder shown in broken lines are for illustrative purposes only and form no part of the claimed design.

**1 Claim, 5 Drawing Sheets**



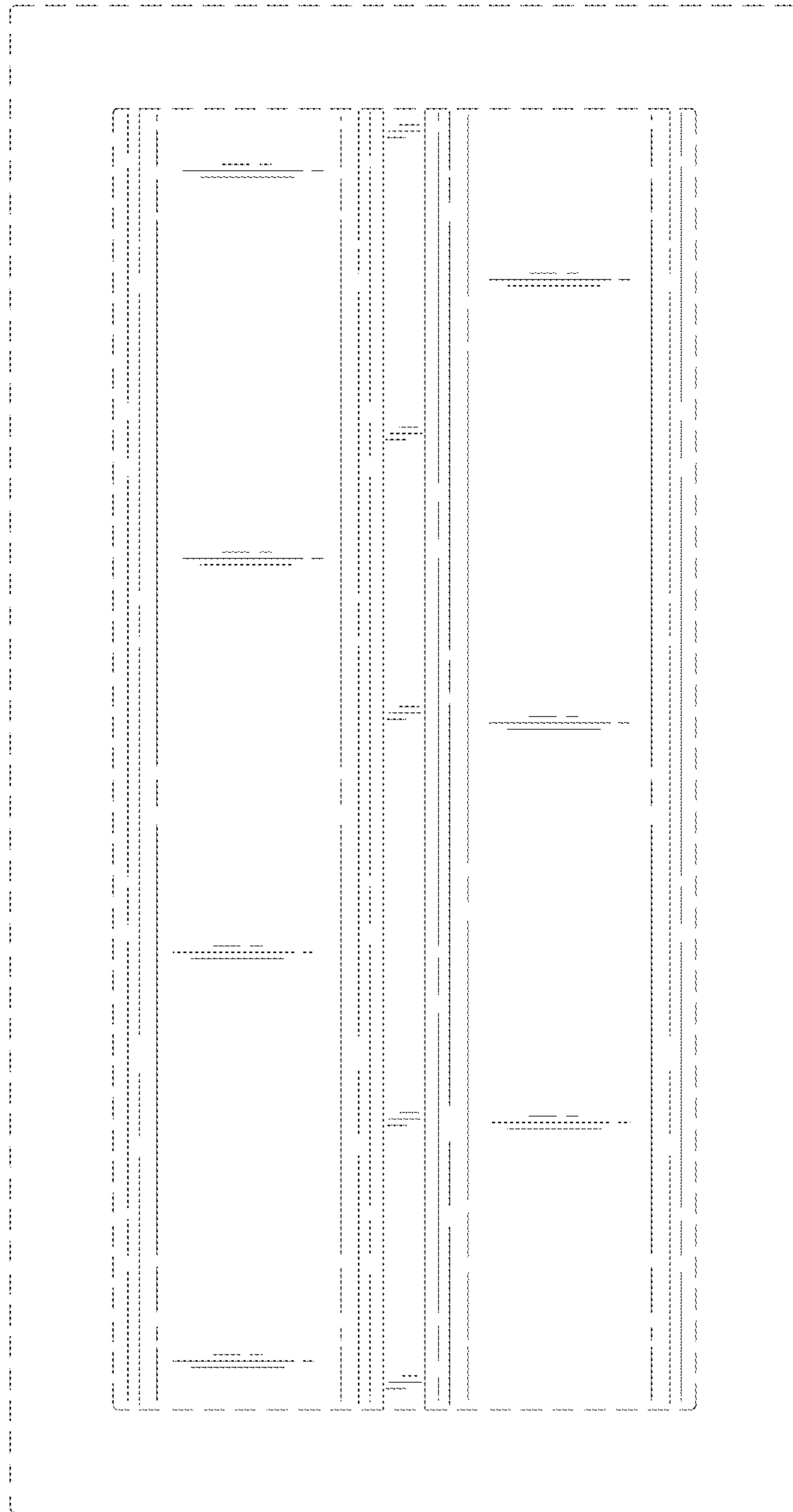


FIG. 1

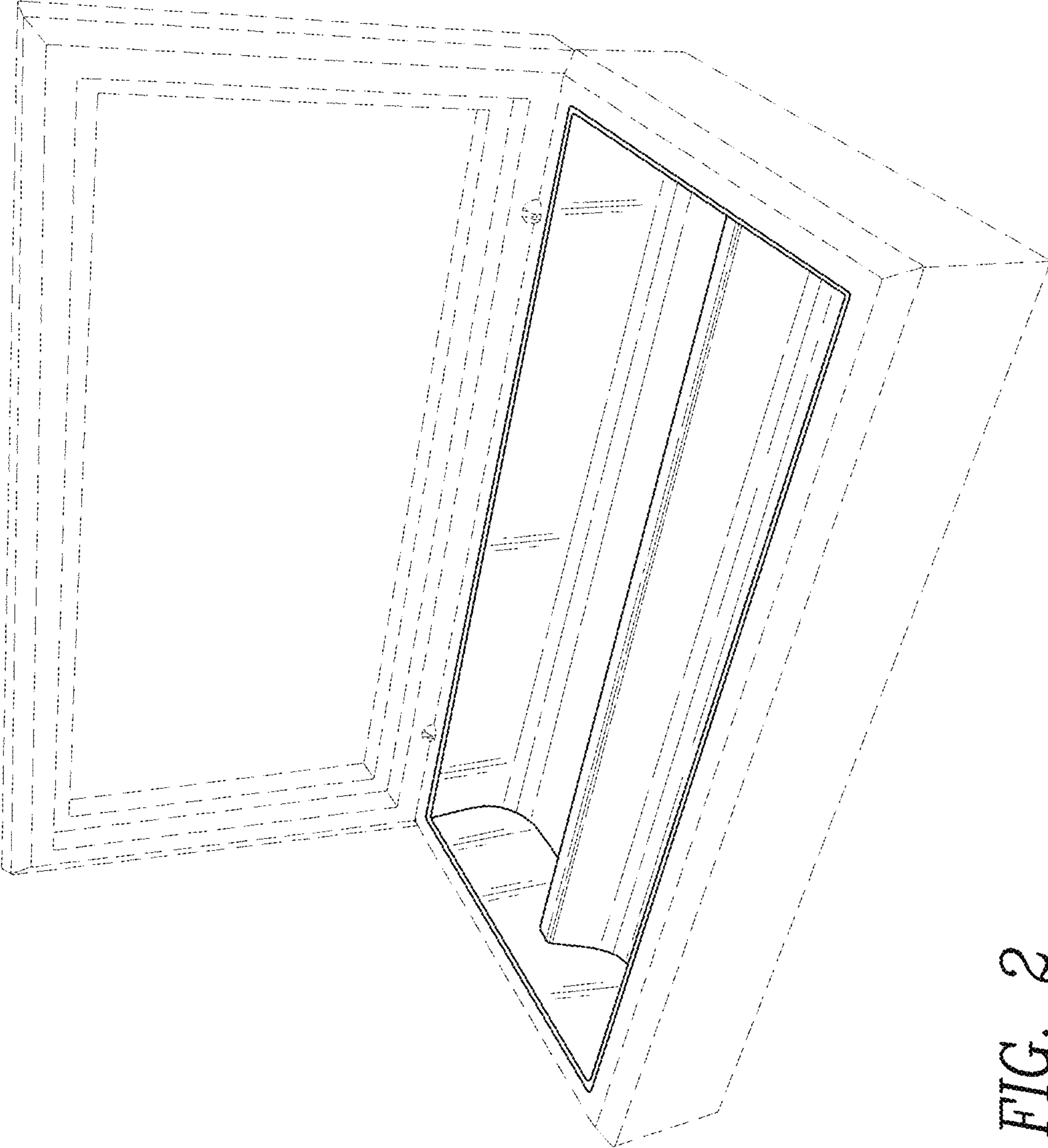


FIG. 2

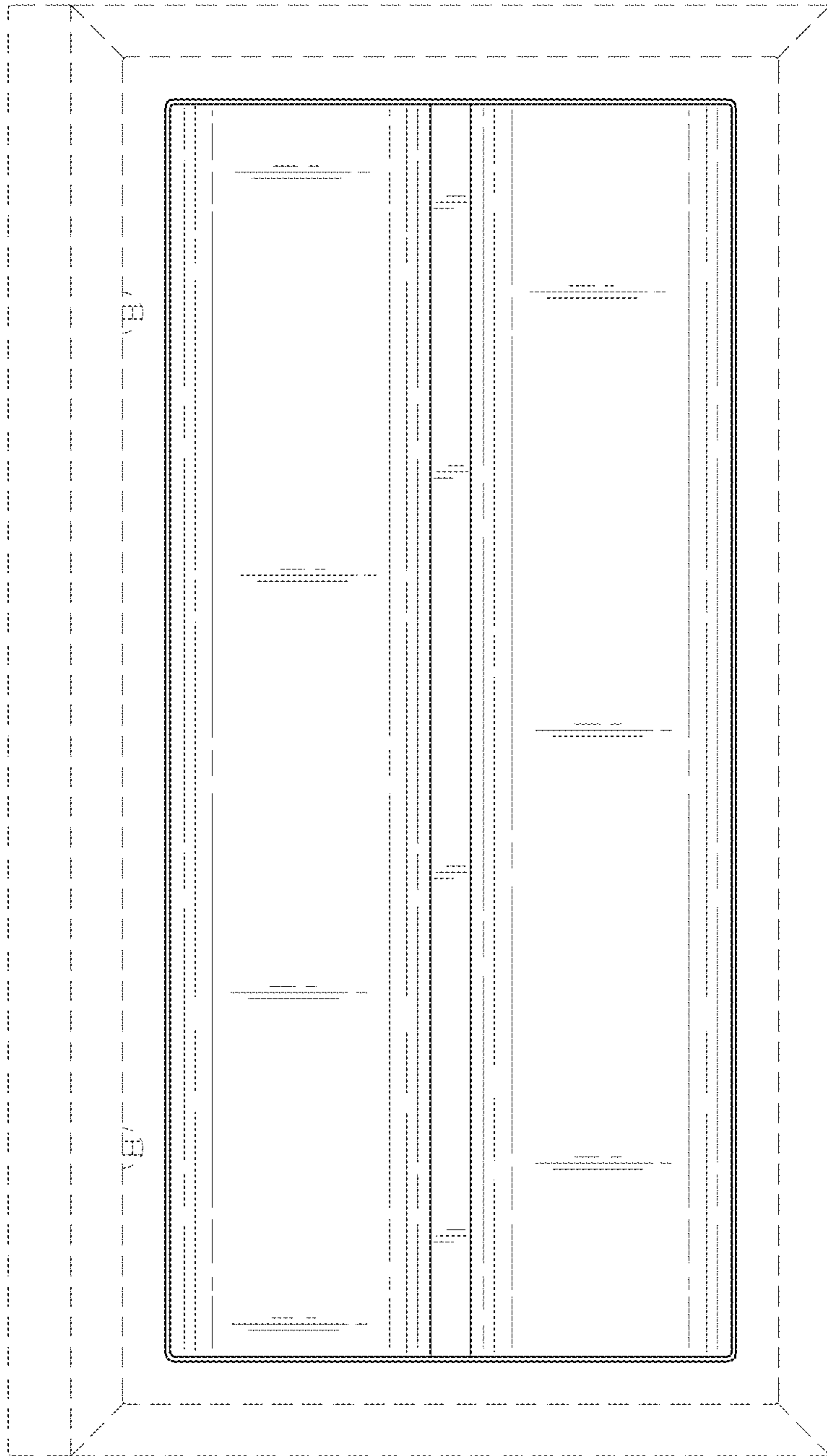


FIG. 3

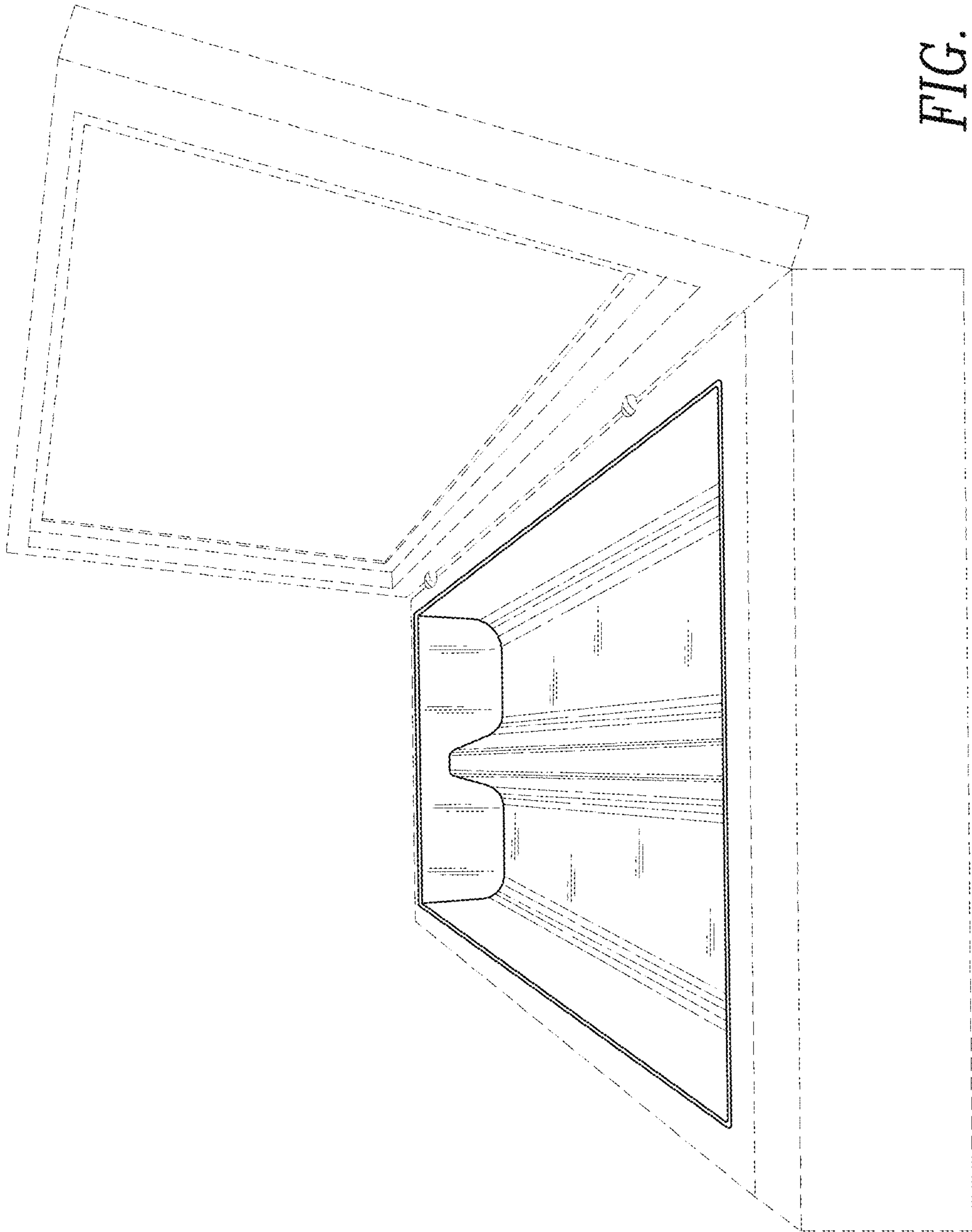


FIG. 4



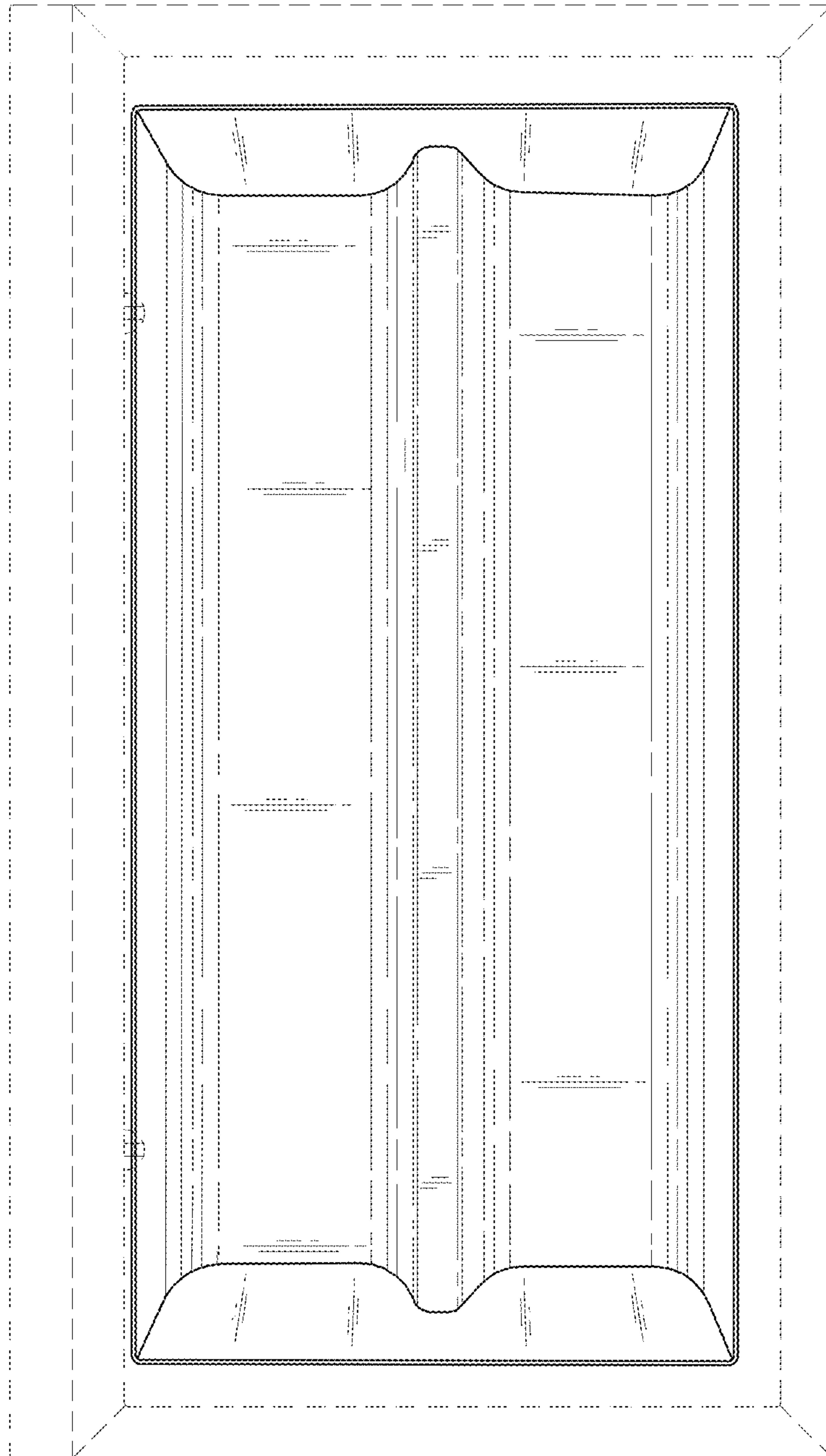


FIG. 5