



US00D786550S

(12) **United States Design Patent**  
**Grote**

(10) **Patent No.:** **US D786,550 S**

(45) **Date of Patent:** **\*\* May 16, 2017**

(54) **ELECTRONIC DEVICE CASE**

(71) Applicant: **Griffin Technology, LLC**, Irvine, CA (US)

(72) Inventor: **Paul S. Grote**, Old Hickory, TN (US)

(73) Assignee: **Griffin Technology, LLC**, Irvine, CA (US)

(\*\*) Term: **15 Years**

(21) Appl. No.: **29/553,330**

(22) Filed: **Jan. 31, 2016**

(51) **LOC (10) Cl.** ..... **03-01**

(52) **U.S. Cl.**  
USPC ..... **D3/215; D3/221**

(58) **Field of Classification Search**  
USPC ..... D3/218, 215; D11/1-6, 220; 224/219, 224/222, 267, 269; D10/30-33; 63/3, 63/3.1, 3.2, 5, 15.1-15.4, 15.45, 15.5, 63/15.6, 15.71  
CPC ..... A44C 5/00; A44C 5/0015; G09F 3/005  
See application file for complete search history.

(56) **References Cited**

U.S. PATENT DOCUMENTS

D297,683 S \* 9/1988 Beauchan ..... D3/218  
D506,058 S \* 6/2005 Sexson ..... D3/218

D655,497 S \* 3/2012 Stanley ..... D3/218  
D660,740 S \* 5/2012 Cullen ..... D11/3

\* cited by examiner

*Primary Examiner* — Catheri Oliver-Garcia

(74) *Attorney, Agent, or Firm* — Manatt, Phelps & Phillips, LLP

(57) **CLAIM**

The ornamental design for an electronic device case, as shown and described.

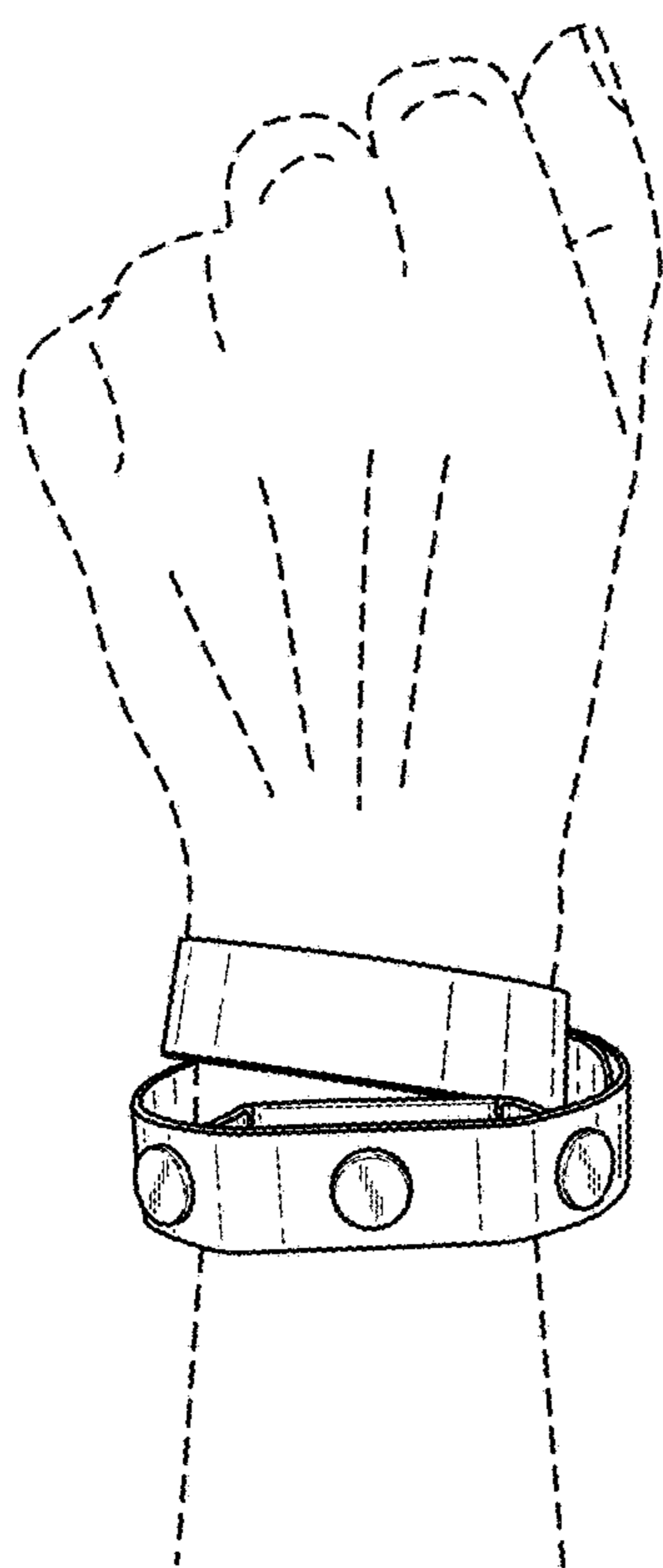
**DESCRIPTION**

FIG. 1 is a top perspective environmental view of an electronic device case showing my new design in use; FIG. 2 is a bottom perspective environmental view thereof; FIG. 3 is front view thereof; FIG. 4 is a left side view thereof; FIG. 5 is a right side view thereof; FIG. 6 is a rear side view thereof; FIG. 7 is a top view thereof; and, FIG. 8 is a bottom view thereof.

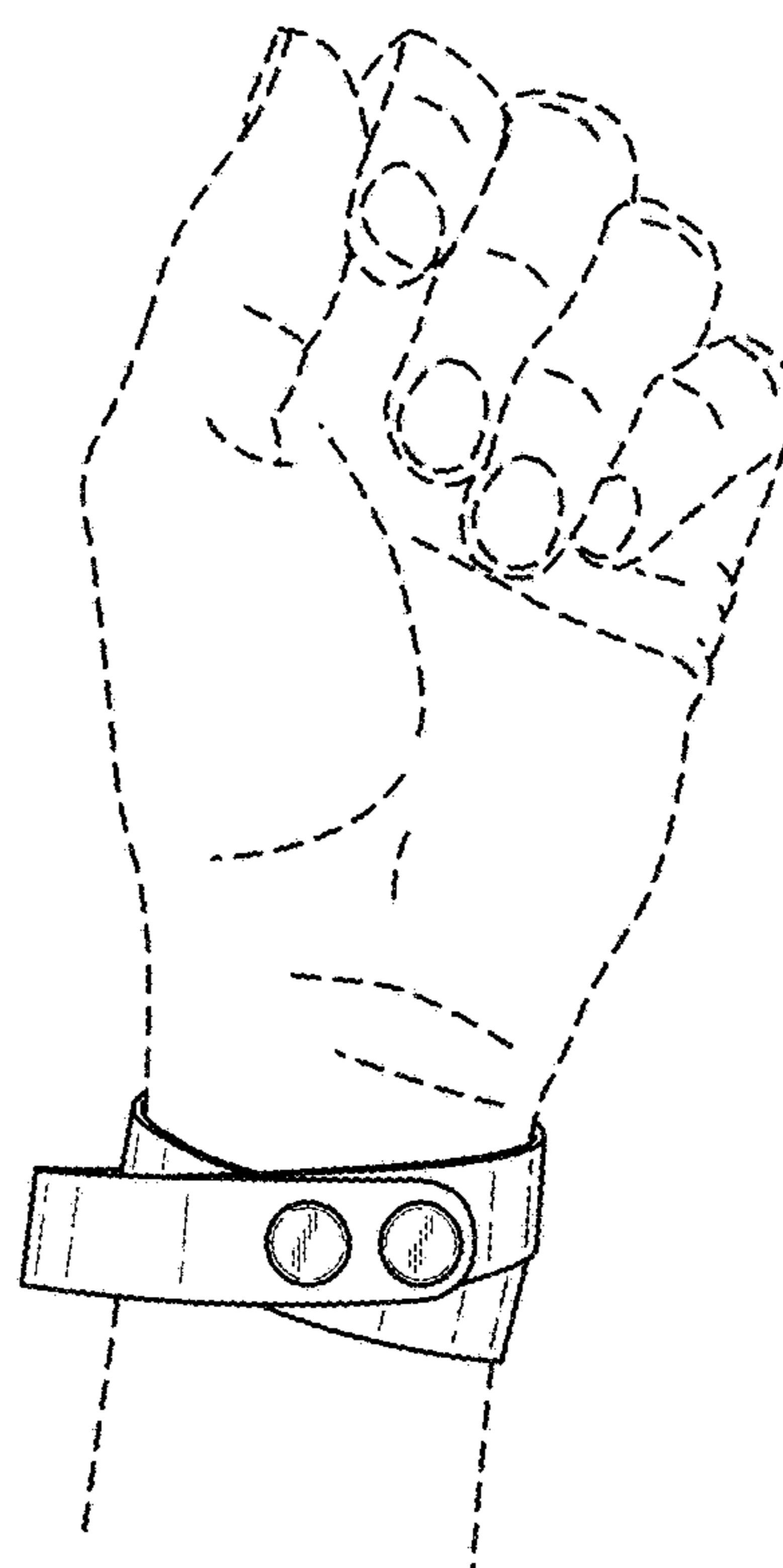
The broken lines in the drawing figures depict unclaimed subject matter only and forth no part of the claimed design.

**1 Claim, 2 Drawing Sheets**





*FIG. 1*



*FIG. 2*

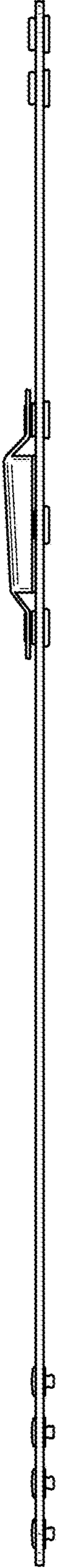


FIG. 3

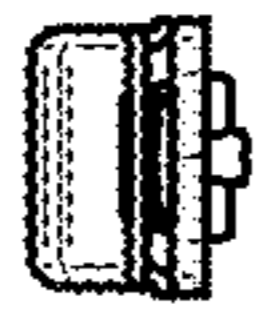


FIG. 4

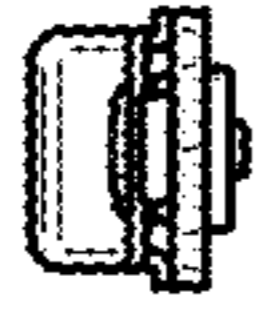


FIG. 5



FIG. 6



FIG. 7



FIG. 8