



US00D786540S

(12) **United States Design Patent**
Mansour

(10) **Patent No.:** **US D786,540 S**

(45) **Date of Patent:** **** May 16, 2017**

- (54) **SANDAL OR SIMILAR ARTICLE**
- (71) Applicant: **Mansour G. Mansour**, Allentown, PA (US)
- (72) Inventor: **Mansour G. Mansour**, Allentown, PA (US)

D217,083 S *	4/1970	Englebert	D2/917
D249,747 S *	10/1978	Galen	D2/918
D271,155 S *	11/1983	Mansour	D2/916
D452,363 S	12/2001	Mansour		
D644,422 S *	9/2011	Selbiger	D2/916
D658,360 S *	5/2012	LaRusso	D2/917
D673,355 S *	1/2013	Johnson	D2/917
D676,222 S *	2/2013	Martinez	D2/917

(**) Term: **15 Years**

* cited by examiner

(21) Appl. No.: **29/534,416**

Primary Examiner — Holly Baynham

Assistant Examiner — Rashida C Walshon

(22) Filed: **Jul. 28, 2015**

(74) *Attorney, Agent, or Firm* — Sanford J. Piltch

(51) **LOC (10) Cl.** **02-04**

(57) **CLAIM**

(52) **U.S. Cl.**
USPC **D2/917**

I claim the ornamental design for a sandal or similar article, as shown and described.

(58) **Field of Classification Search**
USPC D02/896, 900, 916–919, 946, 969;
36/45, 11.5, 90, 101, 3 A, 43
CPC A43B 13/38; A43B 7/146; A43B 3/12;
A43B 3/10; A43B 3/122; A43B 23/24
See application file for complete search history.

DESCRIPTION

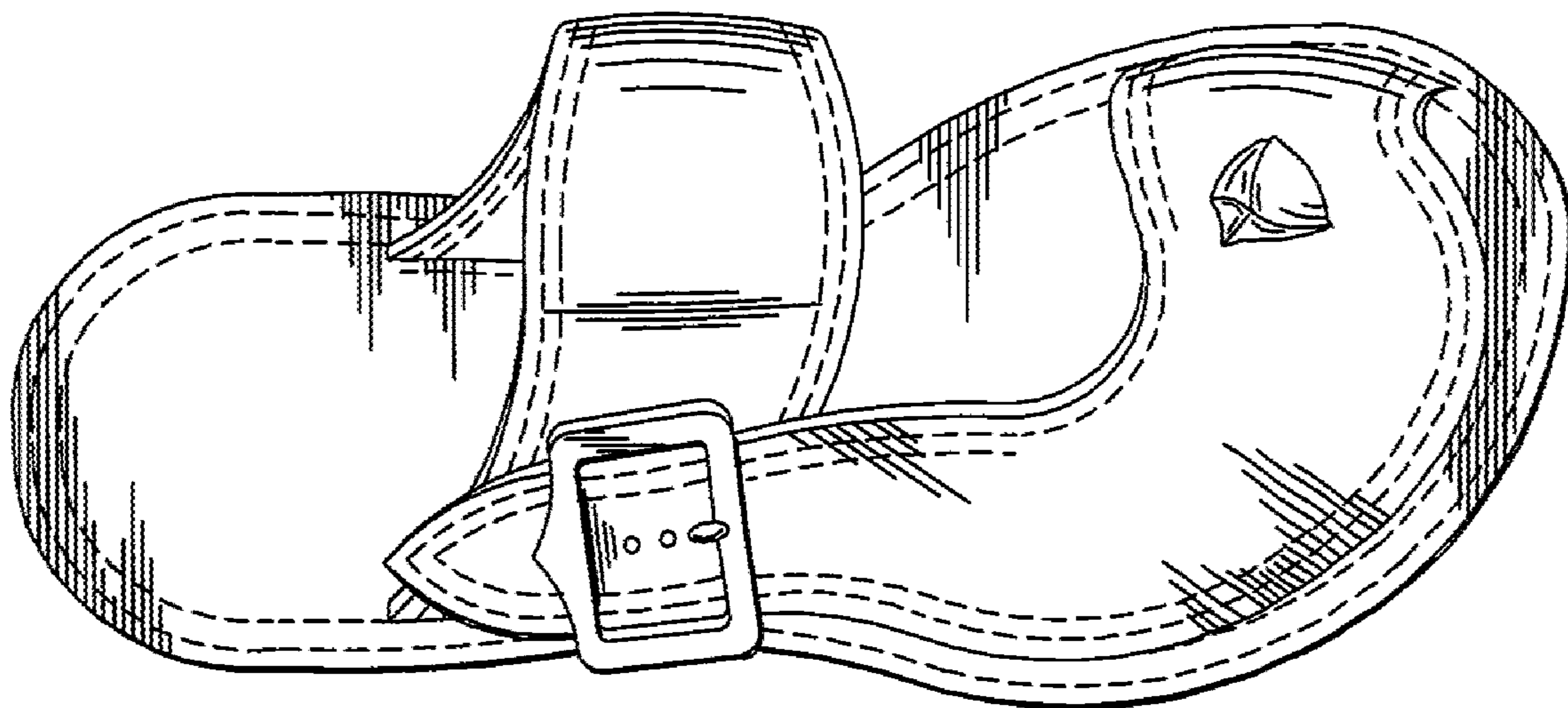
FIG. 1 is a top view of the sandal or similar article of my new design.
FIG. 2 is a right side view thereof.
FIG. 3 is a left side view thereof; and,
FIG. 4 is a front view thereof.
The surfaces of the sandal that are not shown form no part of the claimed design.
The broken lines on the sandal represent stitching and form no part of the claim.

(56) **References Cited**

U.S. PATENT DOCUMENTS

1,943,829 A *	1/1934	Koomrulan	A43B 3/126
				36/11.5
D169,015 S *	3/1953	Fukuoka	D2/917

1 Claim, 2 Drawing Sheets



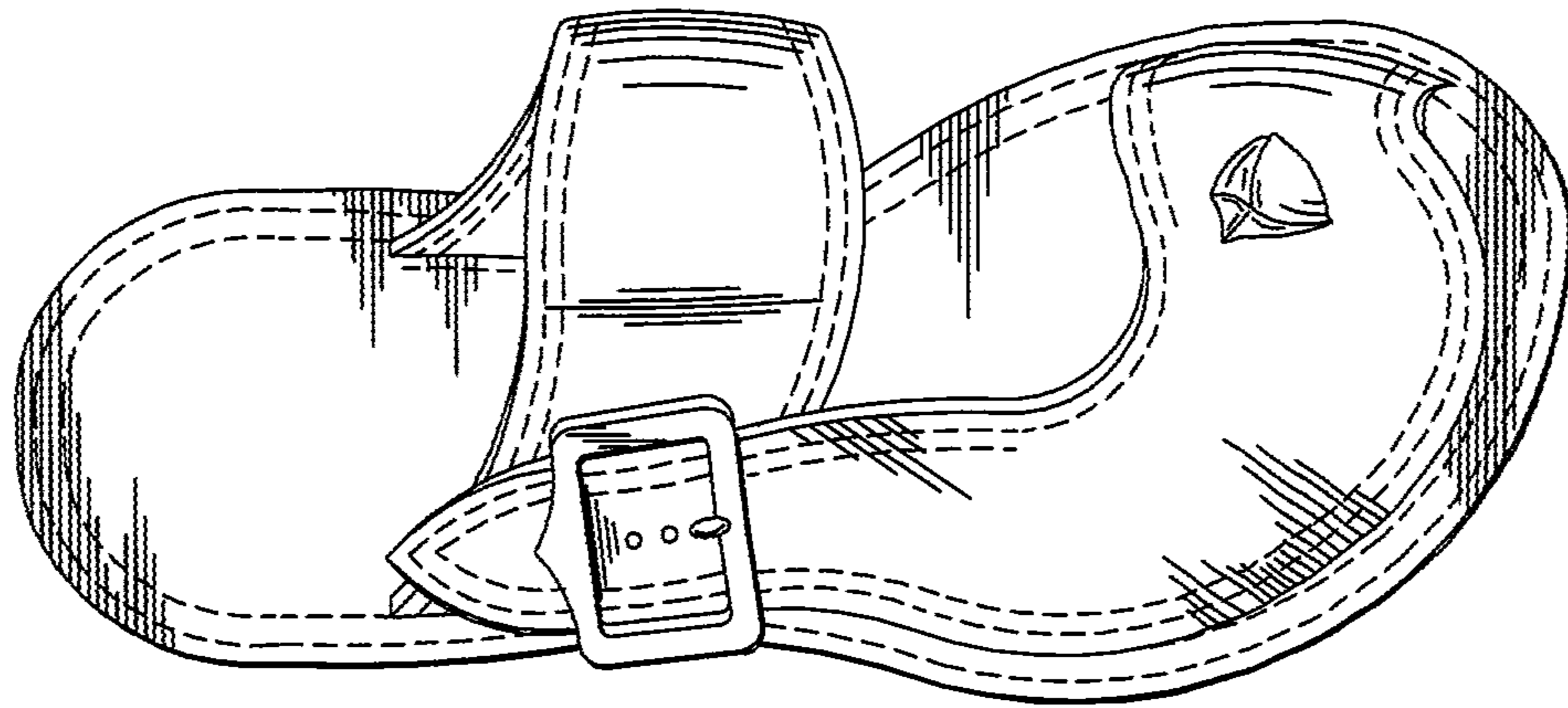


Fig. 1

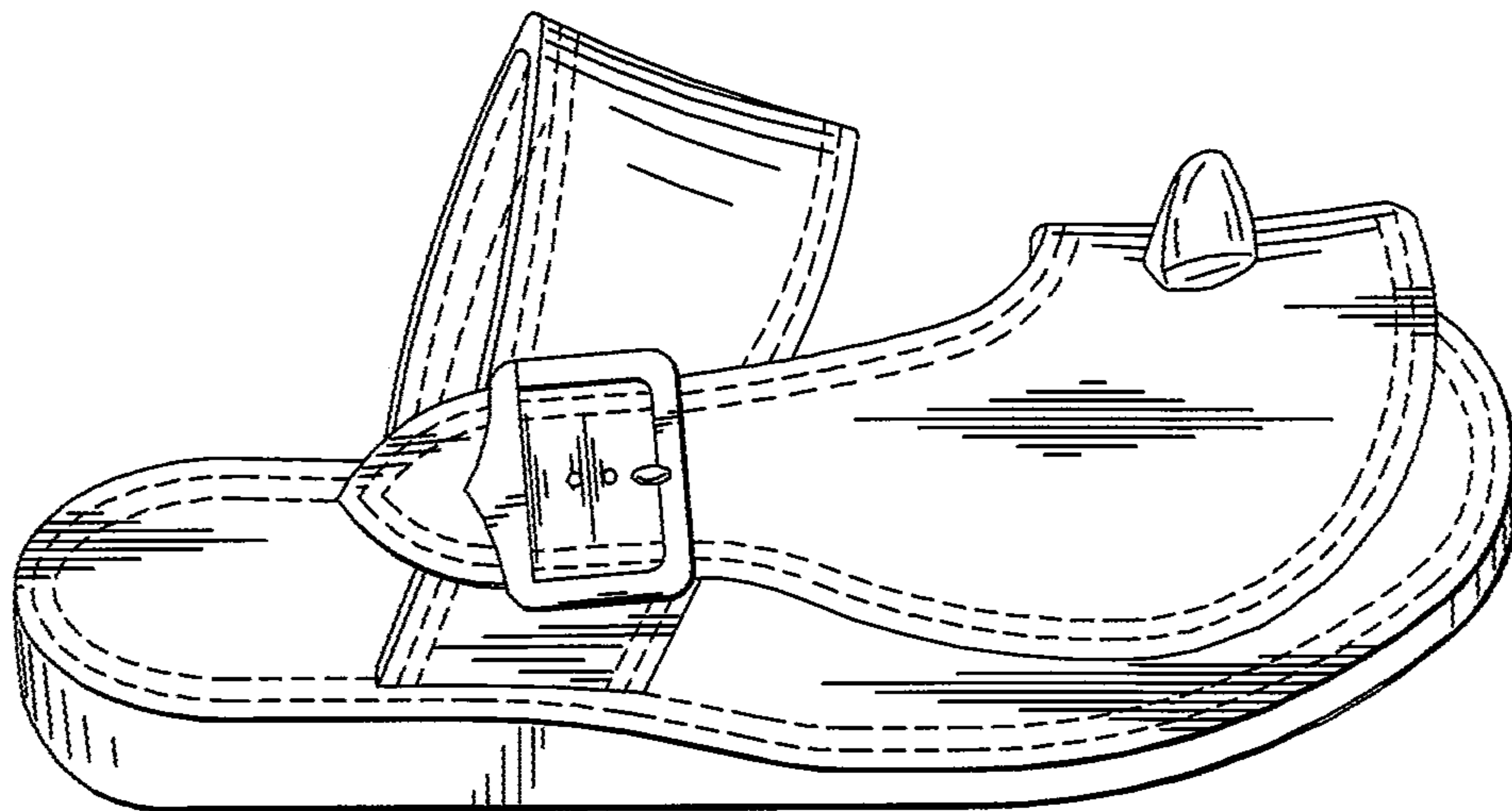


Fig. 2




Fig. 3




Fig. 4