



US00D786537S

(12) **United States Design Patent**
Ingram

(10) **Patent No.:** **US D786,537 S**

(45) **Date of Patent:** **** May 16, 2017**

(54) **JACKET**

(71) Applicant: **NIKE, Inc.**, Beaverton, OR (US)

(72) Inventor: **Jeff Ingram**, Portland, OR (US)

(73) Assignee: **NIKE, Inc.**, Beaverton, OR (US)

(**) Term: **15 Years**

(21) Appl. No.: **29/545,771**

(22) Filed: **Nov. 16, 2015**

(51) **LOC (10) Cl.** **02-02**

(52) **U.S. Cl.**

USPC **D2/836**

(58) **Field of Classification Search**

USPC D2/700, 702, 703, 704, 705, 706-709,
D2/713, 714, 717, 720-723, 728, 731,
D2/737, 715, 743, 750, 793, 794,
D2/828-830, 833, 836, 840, 847, 853;
D3/211, 271.4; D7/606, 607, 625, 710;
D21/631, 634, 635, 636, 643, 645, 646,
D21/647, 804, 805; D29/100, 101.1,
D29/101.3, 101.4; D30/145

CPC A41B 1/00; A41B 1/06; A41B 1/08; A41B
9/06; A41D 1/02; A41D 1/04; A41D
1/18; A41D 13/0015; A41D 15/00; A41D
15/005; A41D 3/00; A41D 3/02; A41D
3/04; A41D 27/10

See application file for complete search history.

(56) **References Cited**

U.S. PATENT DOCUMENTS

D633,692 S *	3/2011	Lawrence	D2/831
D704,924 S *	5/2014	Roberts	D2/831
D707,424 S *	6/2014	Pezzimenti	D2/829
D713,620 S *	9/2014	Pezzimenti	D2/828
D713,621 S *	9/2014	Pezzimenti	D2/828
D746,548 S *	1/2016	Ingram	D2/828
D746,551 S *	1/2016	Ingram	D2/839
D747,075 S *	1/2016	Ingram	D2/831
D756,602 S *	5/2016	Darmour	D2/828

D758,698 S *	6/2016	Darmour	D2/828
9,392,825 B2 *	7/2016	Pezzimenti	A41D 27/28
2013/0031695 A1 *	2/2013	Roemer	A41D 3/00 2/84
2016/0150847 A1 *	6/2016	Johnson	A42C 5/04 2/84

OTHER PUBLICATIONS

The Look of Winter: The 2015 Nike Tech Fleece AeroLoft Collection: Announced Oct. 15, 2015 [online], site visited Nov. 7, 2016. Available from Internet URL:<http://news.nike.com/news/2015-tech-fleece-aeroloft-collection>.*

* cited by examiner

Primary Examiner — Mark Goodwin

Assistant Examiner — Melvin Davis

(74) *Attorney, Agent, or Firm* — Shook, Hardy & Bacon L.L.P.

(57) **CLAIM**

The ornamental design for a jacket, as shown and described.

DESCRIPTION

FIG. 1 is a right, front perspective view of a jacket according to the present design;

FIG. 2 is a right, front perspective view of the jacket, shown in a first alternate position of use;

FIG. 3 is a front view of the jacket, shown in a second alternate position of use;

FIG. 4 is a right side view of the jacket, shown in a third alternate position of use;

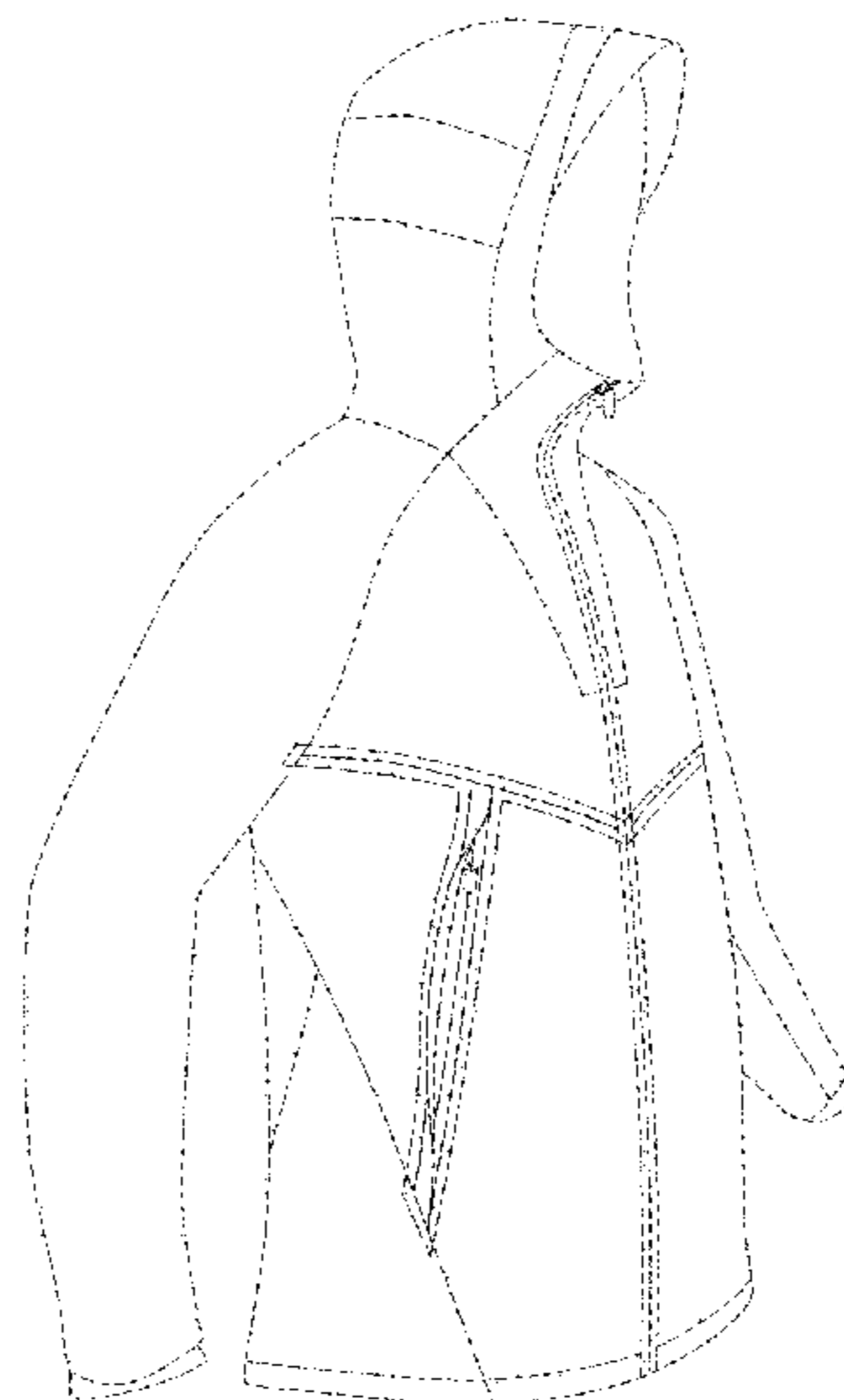
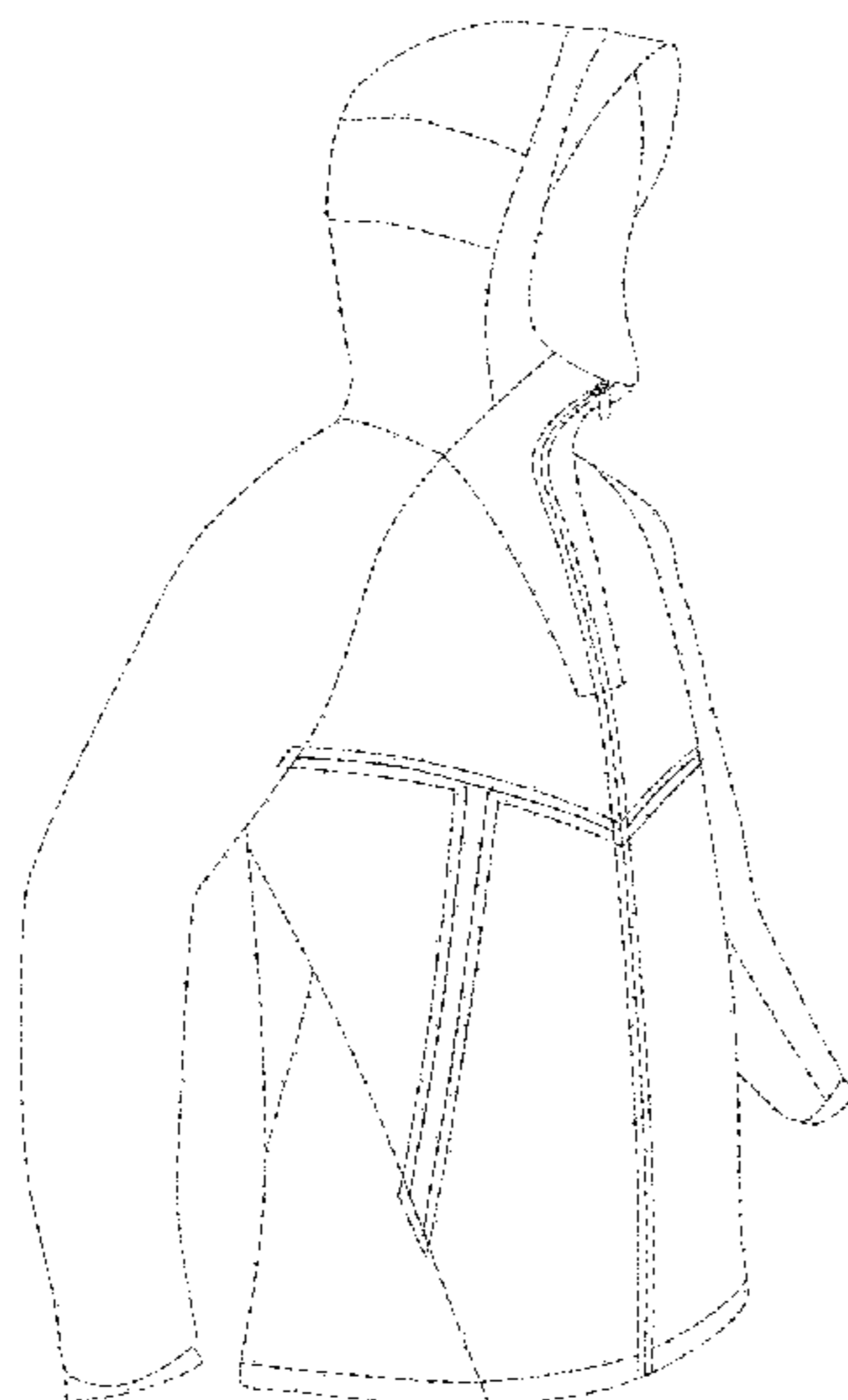
FIG. 5 is a left side view of the jacket of FIG. 4; and,

FIG. 6 is a back view of the jacket of FIG. 4.

The even-length broken lines represent parts of the jacket that form no part of the claimed design.

The long and short broken lines represent the unclaimed boundaries of the claim that do not exist in reality in the article and that form no part of the claim.

1 Claim, 6 Drawing Sheets



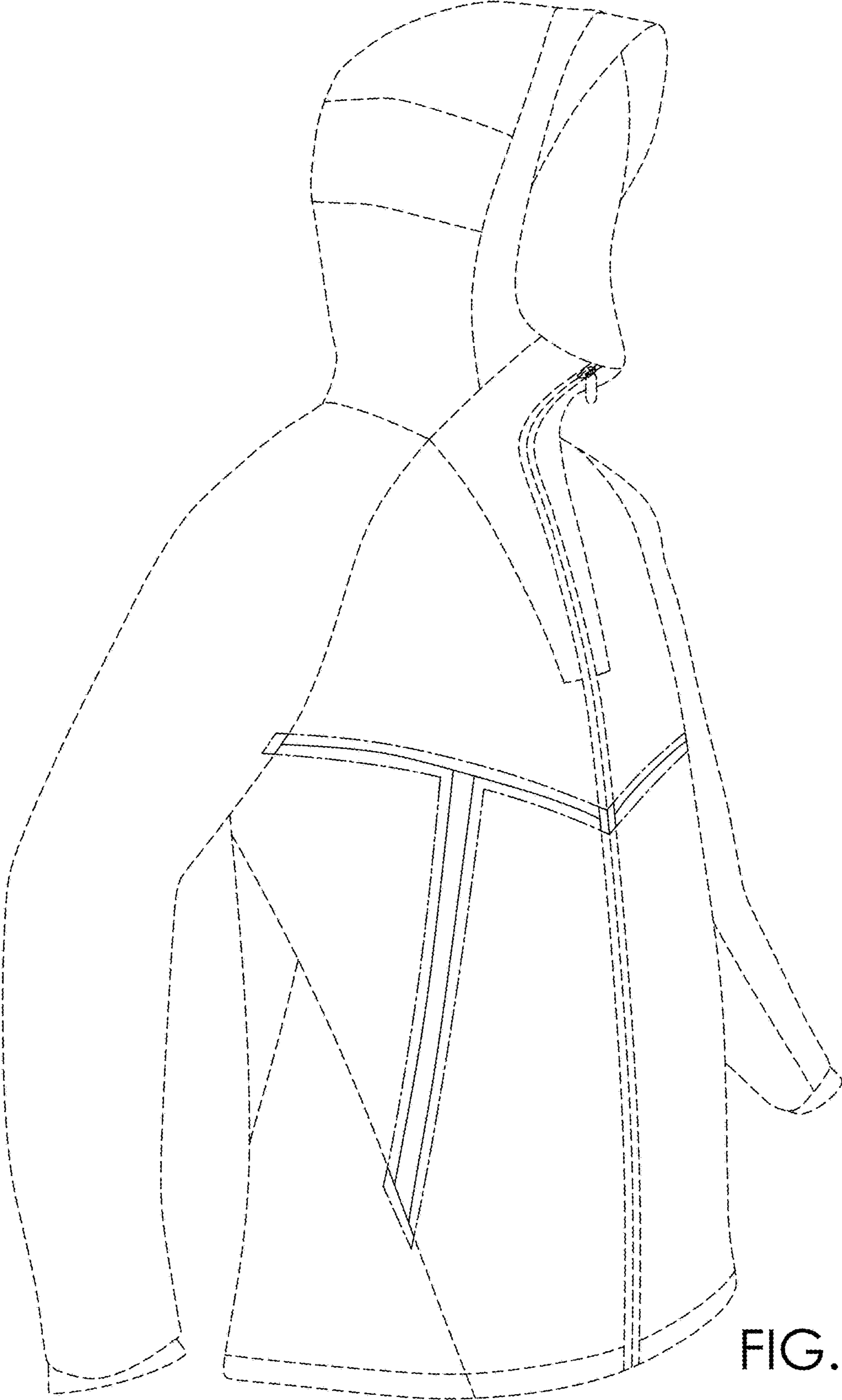


FIG. 1

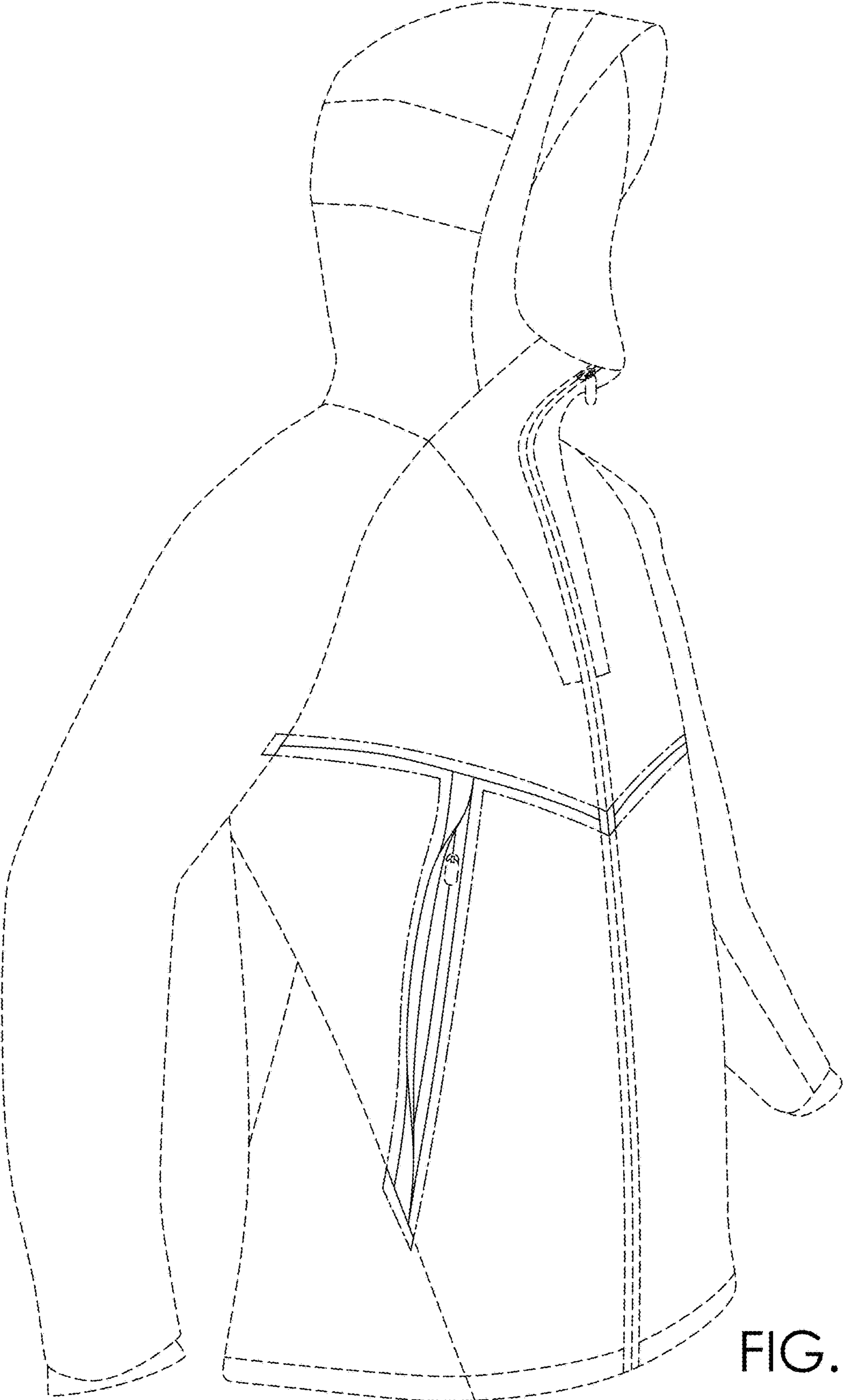


FIG. 2

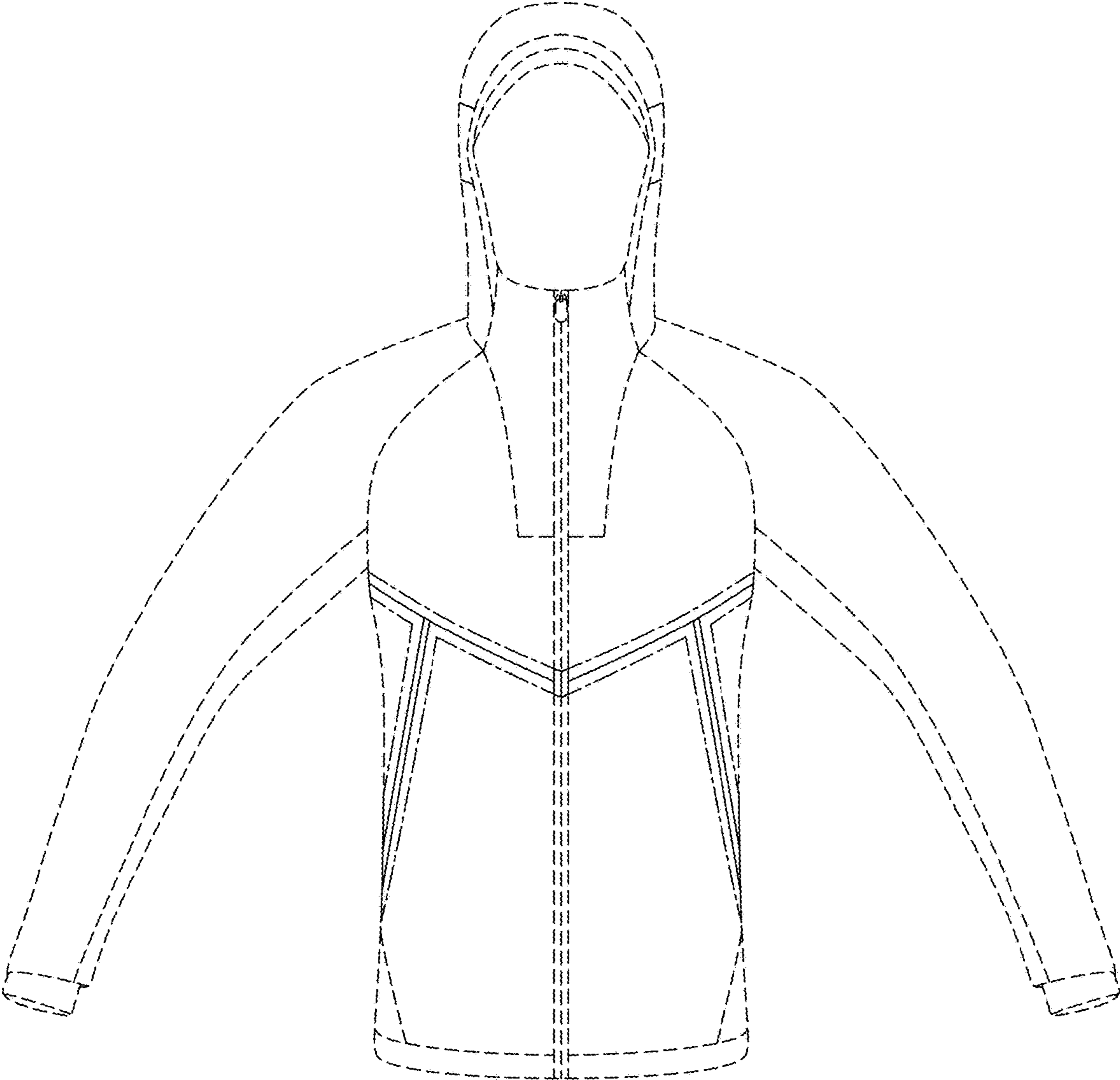


FIG. 3

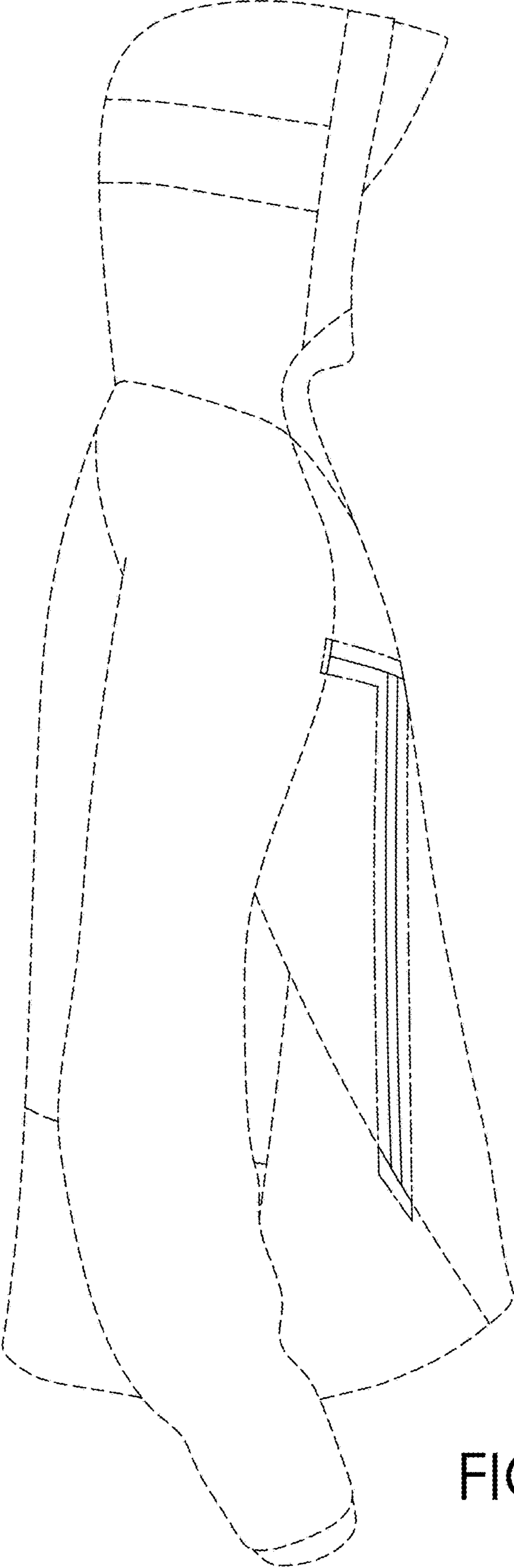


FIG. 4

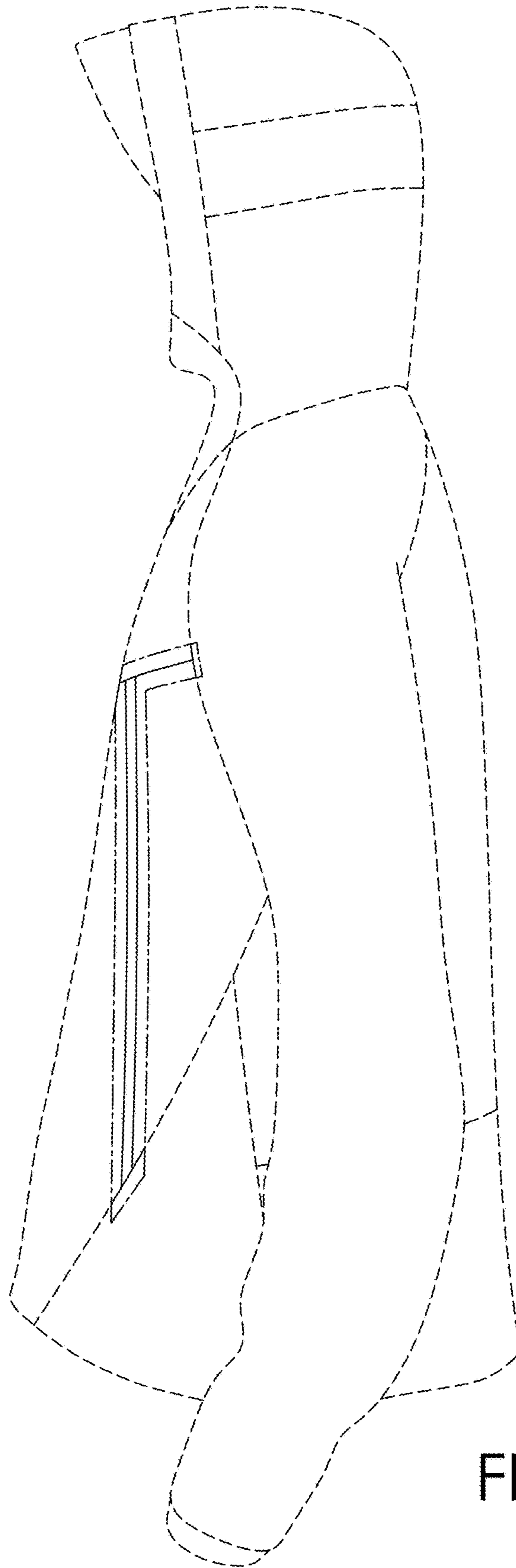


FIG. 5

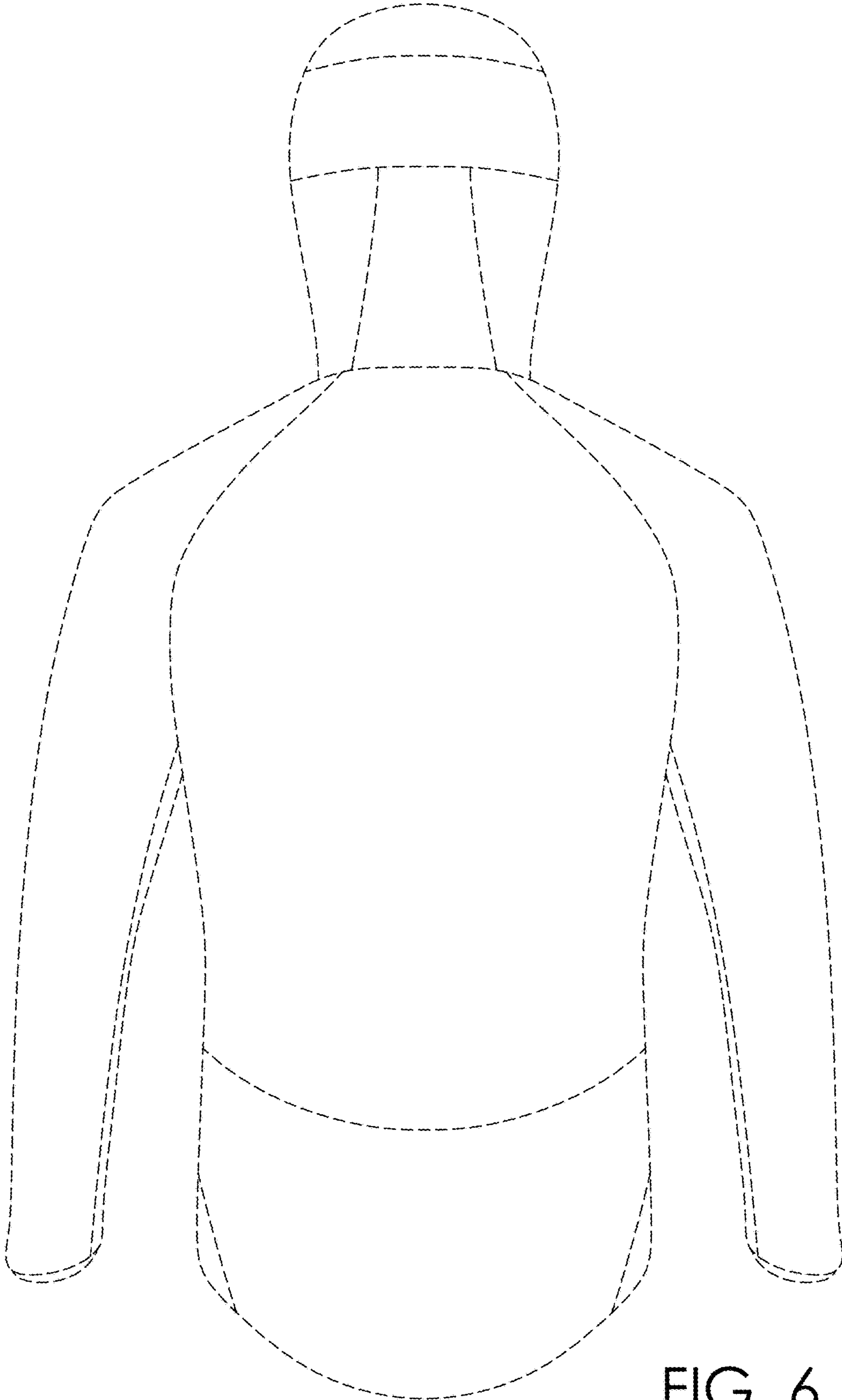


FIG. 6

UNITED STATES PATENT AND TRADEMARK OFFICE
CERTIFICATE OF CORRECTION

PATENT NO. : D786,537 S
APPLICATION NO. : 29/545771
DATED : May 16, 2017
INVENTOR(S) : Jeff Ingram

Page 1 of 1

It is certified that error appears in the above-identified patent and that said Letters Patent is hereby corrected as shown below:

On the Title Page

In the Description:

Line 9: "FIG. 4; and," should read --FIG. 4; and--.

Signed and Sealed this
Eighth Day of August, 2017



Joseph Matal
*Performing the Functions and Duties of the
Under Secretary of Commerce for Intellectual Property and
Director of the United States Patent and Trademark Office*