

US00D786528S

(12) **United States Design Patent**
Puett, III

(10) **Patent No.:** **US D786,528 S**

(45) **Date of Patent:** **** May 16, 2017**

(54) **SCARF**

(71) Applicant: **Ralph Thomas Puett, III**, Highland, CA (US)

(72) Inventor: **Ralph Thomas Puett, III**, Highland, CA (US)

(73) Assignee: **ULTRA SPORT PRODUCTS, LLC**, Redlands, CA (US)

(**) Term: **15 Years**

(21) Appl. No.: **29/537,034**

(22) Filed: **Aug. 21, 2015**

(51) **LOC (10) Cl.** **02-05**

(52) **U.S. Cl.**
USPC **D2/503**

(58) **Field of Classification Search**
USPC D2/500, 501, 502, 503, 504, 505, 506,
D2/507, 508, 600, 601, 602, 604, 605,
D2/607, 608, 609

CPC A41D 23/00; A41D 2023/002; A41D
2023/004; A41D 2023/006; A41D
2023/008; A41D 25/00; A41D 25/001;
A41D 25/005; A41D 25/02; A41D 25/16

See application file for complete search history.

(56) **References Cited**

U.S. PATENT DOCUMENTS

4,037,340	A *	7/1977	Owensmith	G09F 17/00
					40/586
D279,727	S *	7/1985	Mitchell	446/27
D287,541	S *	1/1987	Mezer	D2/508
D316,477	S *	4/1991	Johnson	D2/608

D316,629	S *	5/1991	Johnson	D2/608
D363,591	S *	10/1995	Kaul	D11/5
D364,722	S *	12/1995	Kallonakis	D2/502
D397,538	S *	9/1998	Hannah	D2/508
D469,594	S *	2/2003	Raniere	D2/502
D511,408	S *	11/2005	Heath	D2/608
7,774,862	B2 *	8/2010	Bjelland	A41D 23/00
					2/207
2005/0039242	A1 *	2/2005	Edmondson	A41D 23/00
					2/207
2013/0227761	A1 *	9/2013	Hoskins	A41D 15/005
					2/207

* cited by examiner

Primary Examiner — Karen E. Eldridge Powers
Assistant Examiner — Jasmine Mlinarcik

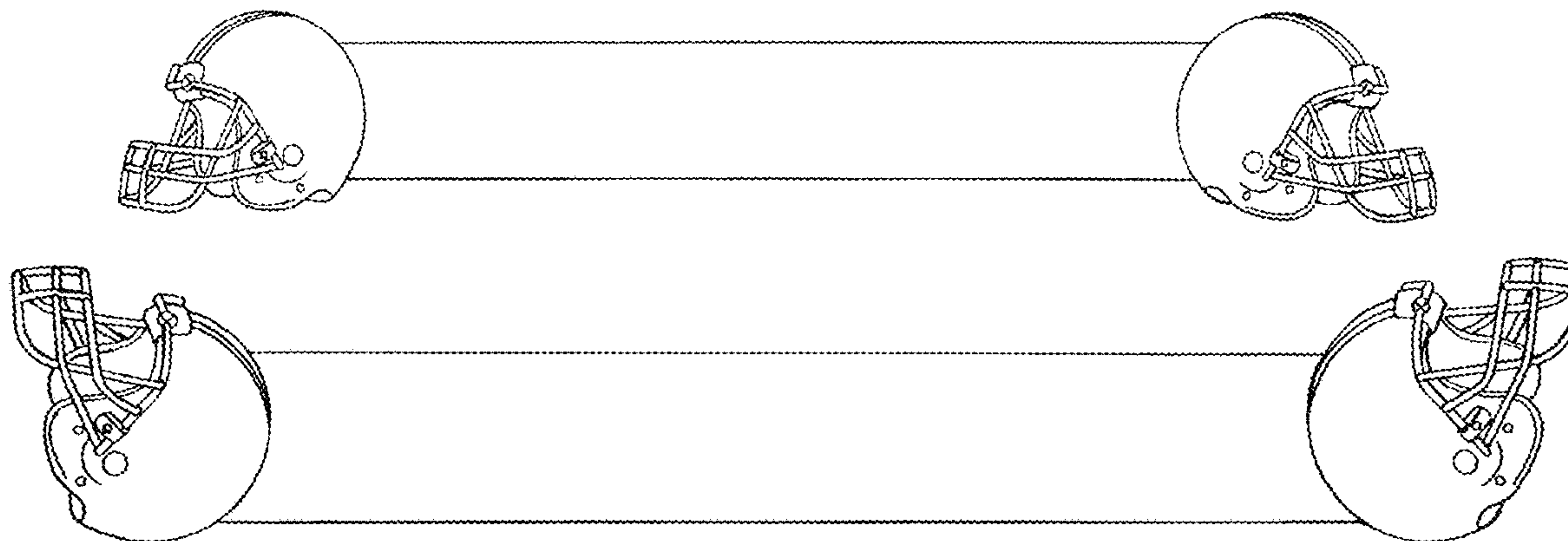
(57) **CLAIM**

I claim the ornamental design for a scarf, as shown and described.

DESCRIPTION

FIG. 1 is a front elevation view of the scarf;
FIG. 2 is a left side elevation view of the scarf of FIG. 1;
FIG. 3 is a right side elevation view of the scarf of FIG. 1;
FIG. 4 is a back elevation view of the scarf of FIG. 1;
FIG. 5 is a top plan view of the scarf of FIG. 1;
FIG. 6 is a bottom plan view of the scarf of FIG. 1;
FIG. 7 is a front elevation view of an alternative embodiment of the scarf;
FIG. 8 is a left side elevation view of the scarf of FIG. 7;
FIG. 9 is a right side elevation view of the scarf of FIG. 7;
FIG. 10 is a back elevation view of the scarf of FIG. 7;
FIG. 11 is a top plan view of the scarf of FIG. 7; and,
FIG. 12 is a bottom plan view of the scarf of FIG. 7.

1 Claim, 3 Drawing Sheets






FIG. 1




FIG. 2

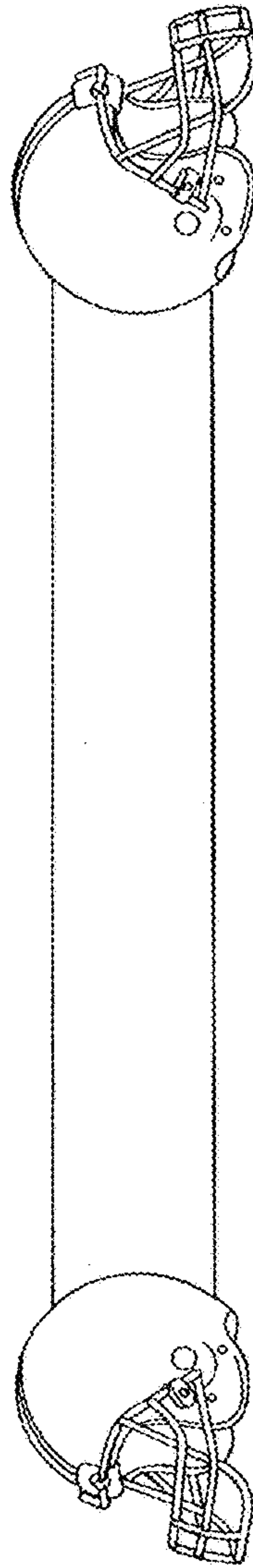


FIG. 3



FIG. 4

FIG. 5

FIG. 6

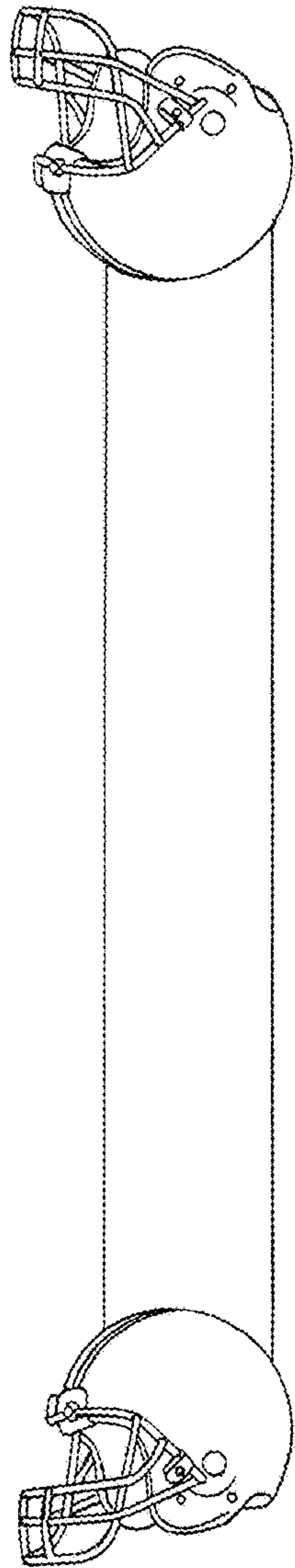


FIG. 7



FIG. 8



FIG. 9




FIG. 10




FIG. 11




FIG. 12