



US00D786515S

(12) **United States Design Patent** (10) **Patent No.:** **US D786,515 S**  
**Pindzola et al.** (45) **Date of Patent:** **\*\* May 9, 2017**

- (54) **DRYER APPLIANCE** 5,640,783 A \* 6/1997 Schumaier ..... A61L 2/07  
34/219
- (71) Applicant: **Daniel R. Schumaier**, Elizabethton, TN 5,766,315 A 6/1998 Moredock  
(US) 5,852,879 A \* 12/1998 Schumaier ..... A61L 2/07  
34/218
- (72) Inventors: **Kathryn A. Pindzola**, Johnson City, TN (US); **Daniel R. Schumaier**, Johnson City, TN (US) D406,416 S \* 3/1999 Chan ..... D32/1  
D414,304 S \* 9/1999 Schumaier ..... D32/1  
6,186,179 B1 2/2001 Hill  
6,399,920 B1 \* 6/2002 Guinn ..... F26B 9/003  
219/386
- (73) Assignee: **Daniel R. Schumaier**, Johnson City, TN (US) D467,394 S \* 12/2002 Schumaier ..... D32/1  
7,017,276 B2 3/2006 Greenspan et al.  
7,129,436 B1 10/2006 Corne  
7,340,995 B2 3/2008 Chiang et al.
- (\*\*) Term: **15 Years** (Continued)

- (21) Appl. No.: **29/540,896**
- (22) Filed: **Sep. 29, 2015**
- (51) **LOC (10) Cl.** ..... **15-05**
- (52) **U.S. Cl.**  
USPC ..... **D32/1**
- (58) **Field of Classification Search**  
USPC ..... D32/1-2, 5, 30; D24/174  
CPC ..... F26B 9/003; F26B 21/001; F26B 21/003;  
F26B 25/001; F26B 25/063; F26B 25/16  
See application file for complete search history.

**FOREIGN PATENT DOCUMENTS**

CN 202068817 U 12/2011  
WO 2012114128 A2 8/2012

*Primary Examiner* — Michael A. Pratt  
*Assistant Examiner* — Michelle E Wilson  
(74) *Attorney, Agent, or Firm* — Luedeka Neely Group  
PC

(57) **CLAIM**

The ornamental design for a dryer appliance, as shown and described.

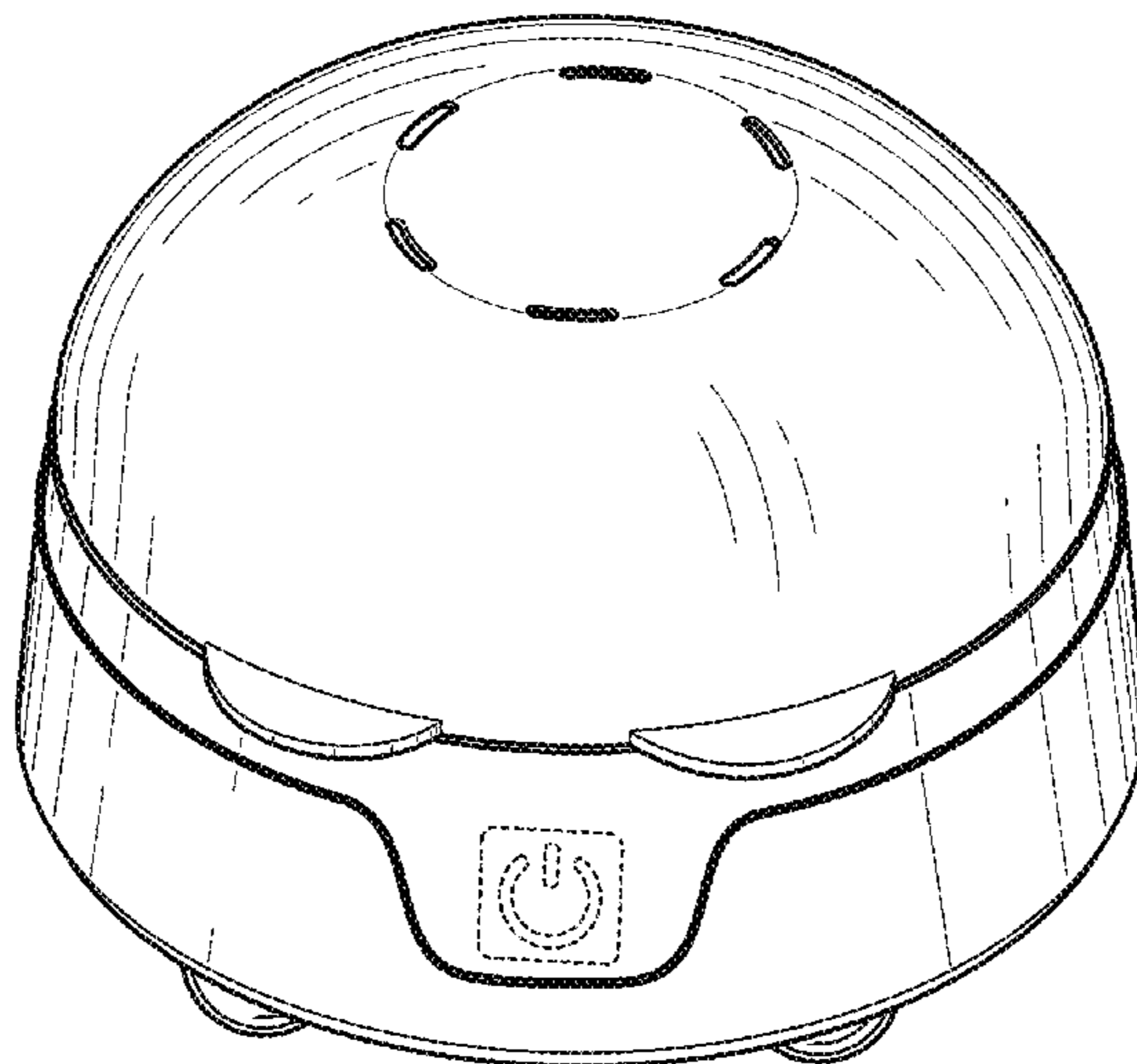
(56) **References Cited**  
U.S. PATENT DOCUMENTS

1,739,082 A	12/1929	Simmons et al.	
3,469,698 A	9/1969	Blendermann	
3,501,846 A	3/1970	Melega et al.	
3,885,931 A	5/1975	Schaller	
D257,489 S *	11/1980	Thomas	D24/218
4,684,835 A	8/1987	Kline, Jr. et al.	
4,779,355 A	10/1988	Petros	
D303,442 S *	9/1989	Harrison	D32/1
D317,409 S *	6/1991	Chiarella	D3/294
D324,952 S *	3/1992	Berland	D3/203.1
5,103,646 A	4/1992	Fini	
5,322,646 A	6/1994	Wright et al.	
5,365,630 A *	11/1994	Beckrich	G02C 13/008 15/104.92

**DESCRIPTION**

FIG. 1 is a top perspective view of the dryer appliance showing my new design;  
FIG. 2 is a front elevation view thereof;  
FIG. 3 is a rear elevation view thereof;  
FIG. 4 is a right side elevation view thereof;  
FIG. 5 is a left side elevation view thereof;  
FIG. 6 is a top plan view thereof; and,  
FIG. 7 is a bottom perspective view thereof.  
The broken lines shown in the figures are included for the purpose of illustrating environment and form no part of the claimed design.

**1 Claim, 5 Drawing Sheets**



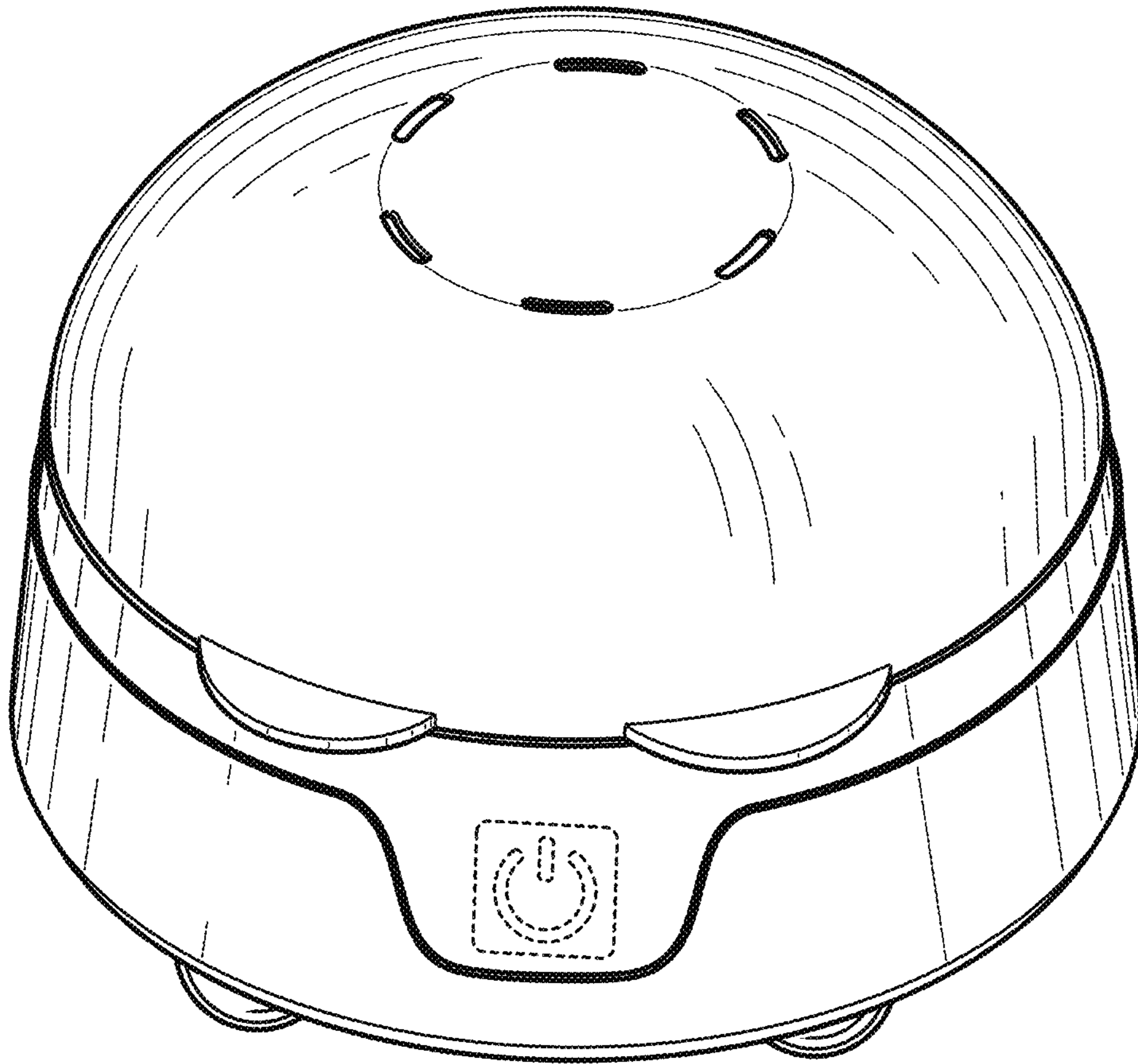
(56)

**References Cited**

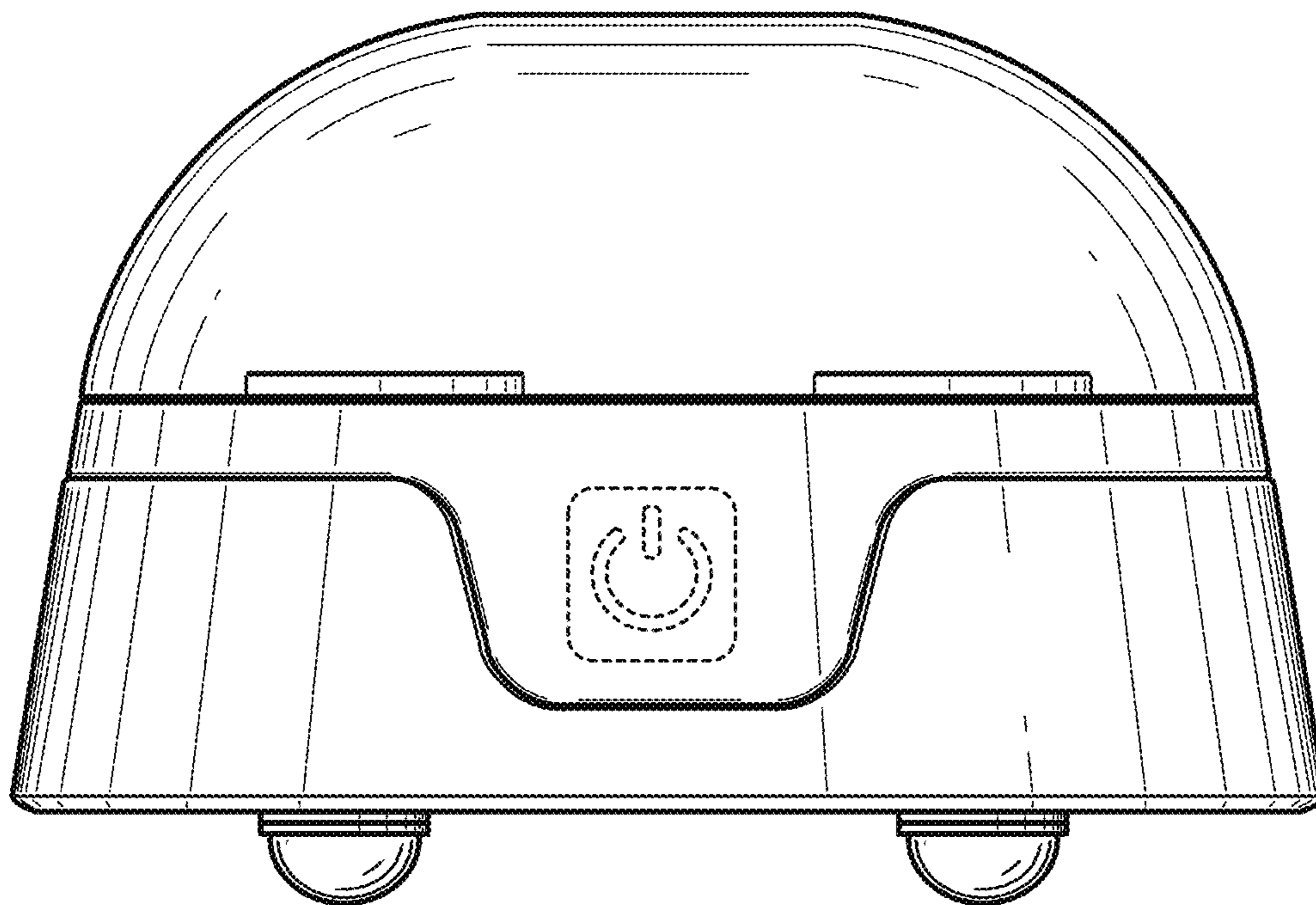
U.S. PATENT DOCUMENTS

7,585,210	B2	9/2009	Yurcak	
7,597,617	B2	10/2009	Solberg et al.	
7,762,006	B2	7/2010	Kasso	
7,814,678	B2	10/2010	Romanek	
D643,163	S *	8/2011	Kessler .....	D32/1
8,112,900	B2	2/2012	Romanek	
2004/0244215	A1 *	12/2004	Greenspan .....	F26B 21/083 34/80
2010/0011613	A1	1/2010	Husung	
2013/0220385	A1	8/2013	Gil	

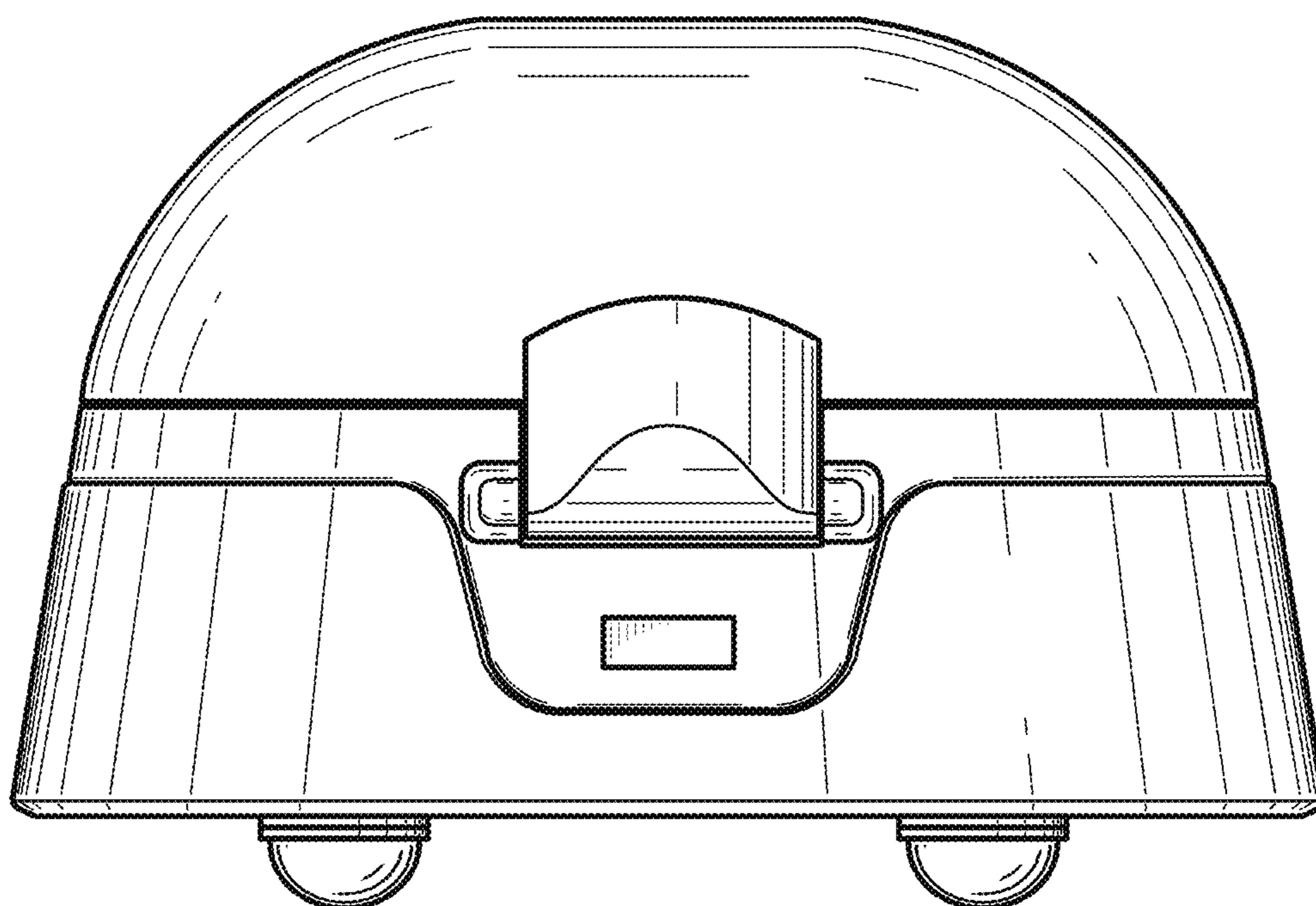
\* cited by examiner




**FIG. 1**



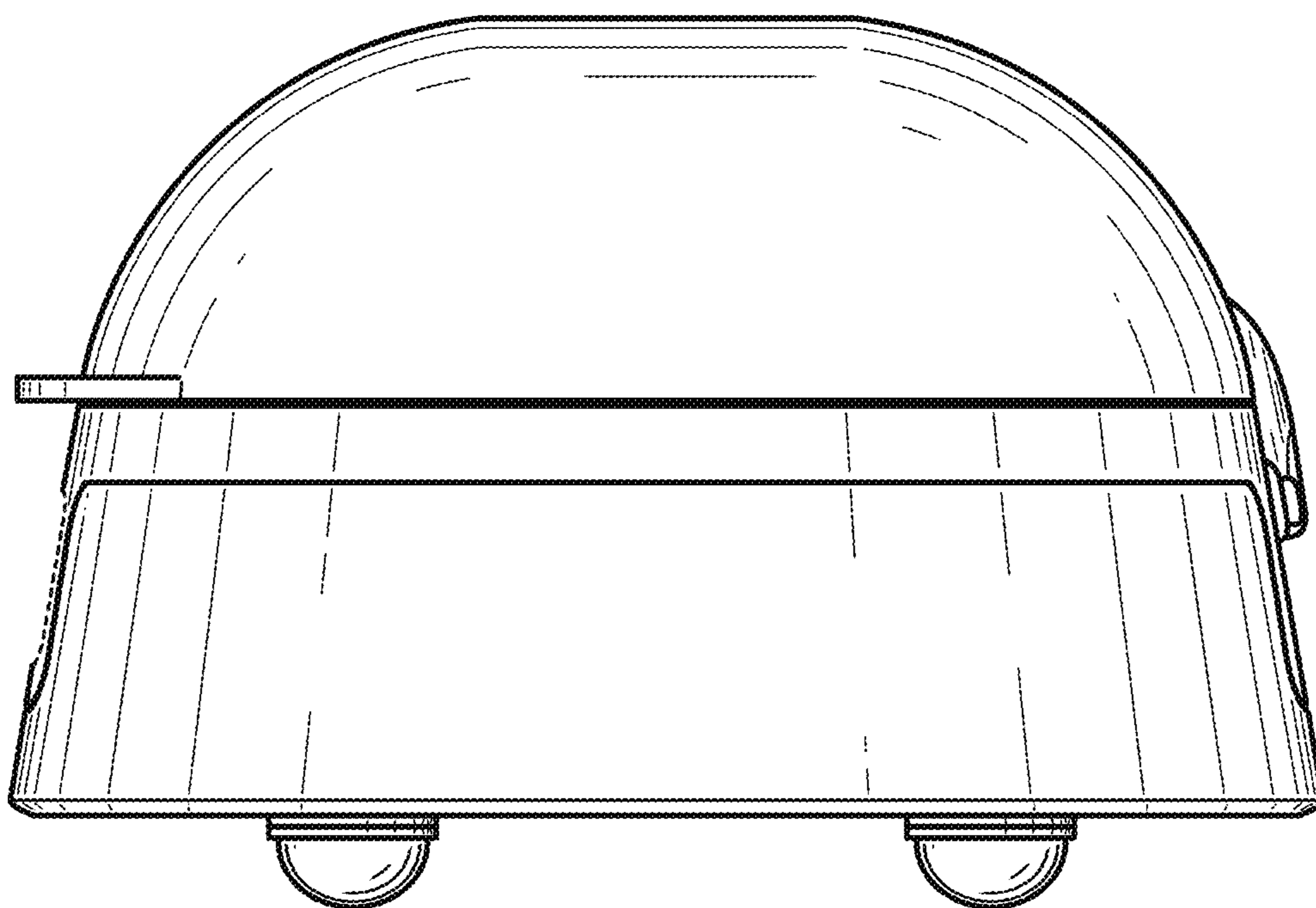
**FIG. 2**



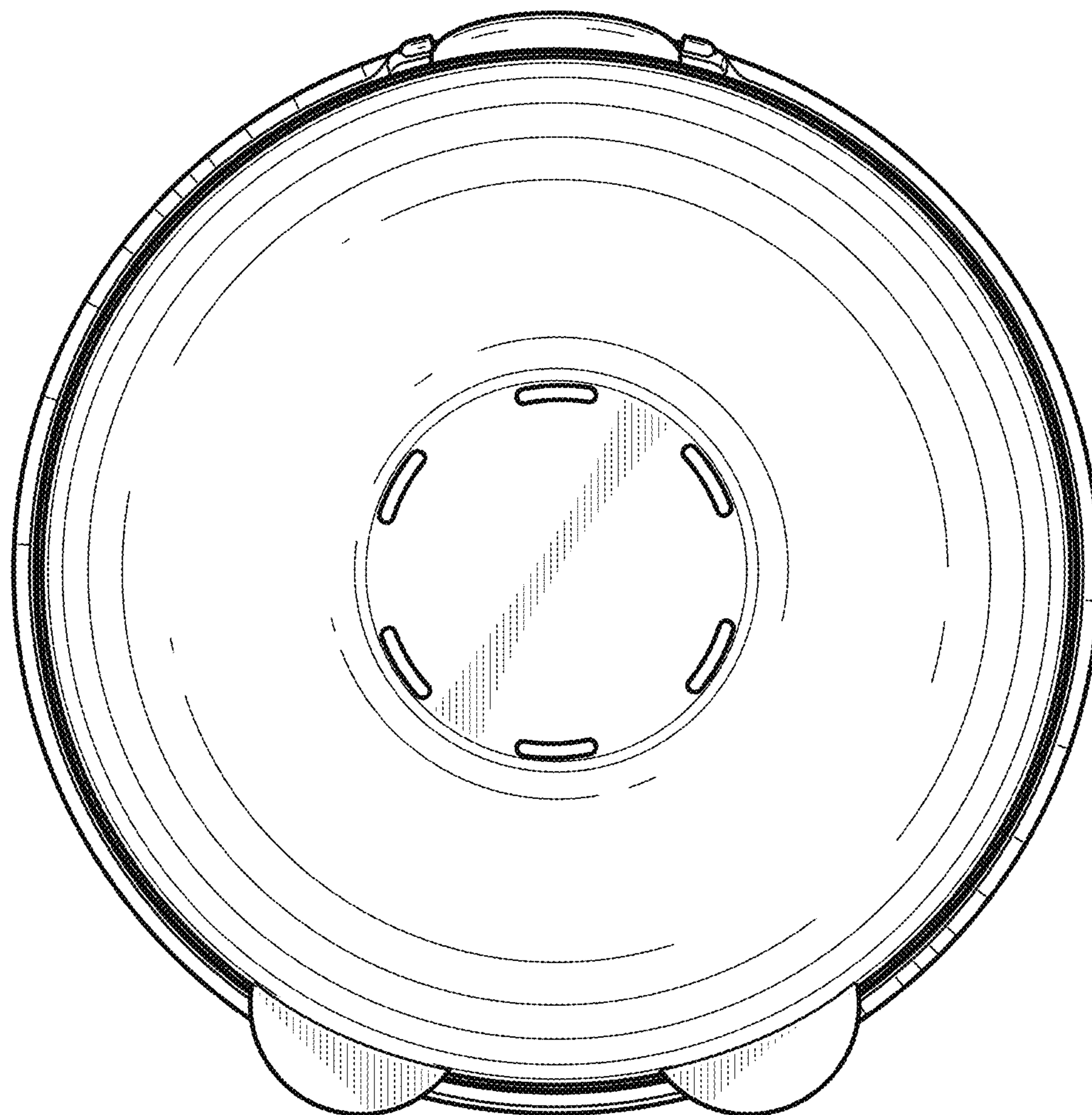
**FIG. 3**



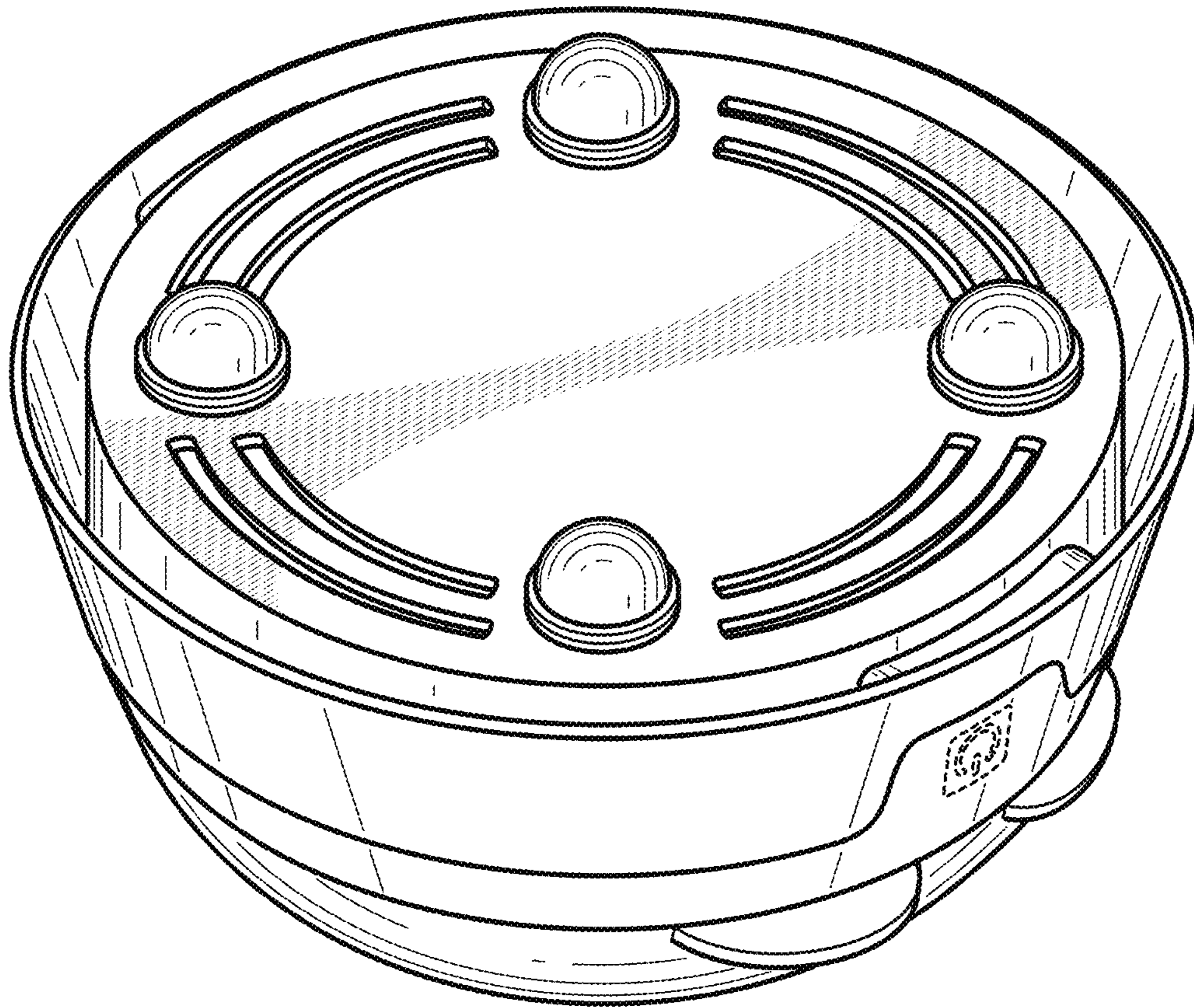
**FIG. 4**



**FIG. 5**



**FIG. 6**



**FIG. 7**