



US00D786512S

(12) **United States Design Patent**
Anderson

(10) **Patent No.:** **US D786,512 S**

(45) **Date of Patent:** **** May 9, 2017**

(54) **ANIMAL TOY**

(71) Applicant: **DOSKOCIL MANUFACTURING COMPANY, INC.**, Arlington, TX (US)

(72) Inventor: **Norman Anderson**, Brooklyn, NY (US)

(73) Assignee: **DOSKOCIL MANUFACTURING COMPANY, INC.**, Arlington, TX (US)

(**) Term: **14 Years**

(21) Appl. No.: **29/518,677**

(22) Filed: **Feb. 26, 2015**

(51) **LOC (10) Cl.** **30-99**

(52) **U.S. Cl.**
USPC **D30/160; D21/576; D21/622; D21/633**

(58) **Field of Classification Search**
USPC **D30/160; D21/576, 578-579, 85, D21/621-622, 630, 585; D24/194-195, D24/211-214; D11/160**
CPC .. **A01K 15/025; A01K 15/026; A01K 15/027; A61H 15/00**
See application file for complete search history.

(56) **References Cited**

U.S. PATENT DOCUMENTS

3,520,078 A * 7/1970 Klamer A63H 3/16
D30/160
D269,534 S * 6/1983 Garth D21/585

D278,731 S * 5/1985 Cohorst D21/630
D285,545 S * 9/1986 Crouch D21/630
D496,077 S * 9/2004 Rutherford D21/623
D501,898 S * 2/2005 Rutherford D21/623
D522,071 S * 5/2006 Strother D21/578
D565,807 S * 4/2008 Rutherford D30/160
D596,244 S * 7/2009 Levy D21/622
D624,973 S * 10/2010 Lipov D21/622

* cited by examiner

Primary Examiner — Cathy Anne MacCormac
(74) *Attorney, Agent, or Firm* — Global IP Counselors, LLP


(57) **CLAIM**

The ornamental design for an animal toy, as shown and described.

DESCRIPTION

FIG. 1 is a left front perspective view of the animal toy; FIG. 2 is a right front perspective view of the animal toy; FIG. 3 is a front elevational view of the animal toy; FIG. 4 is a left side elevational view of the animal toy; FIG. 5 is a right side elevational view of the animal toy; FIG. 6 is a rear elevational view of the animal toy; FIG. 7 is a top plan view of the animal toy; and, FIG. 8 is a bottom plan view of the animal toy. The broken lines depict environmental subject matter, are for illustration only, and form no part of the claimed design.

1 Claim, 8 Drawing Sheets






FIG. 1




FIG. 2




FIG. 3




FIG. 4




FIG. 5




FIG. 6

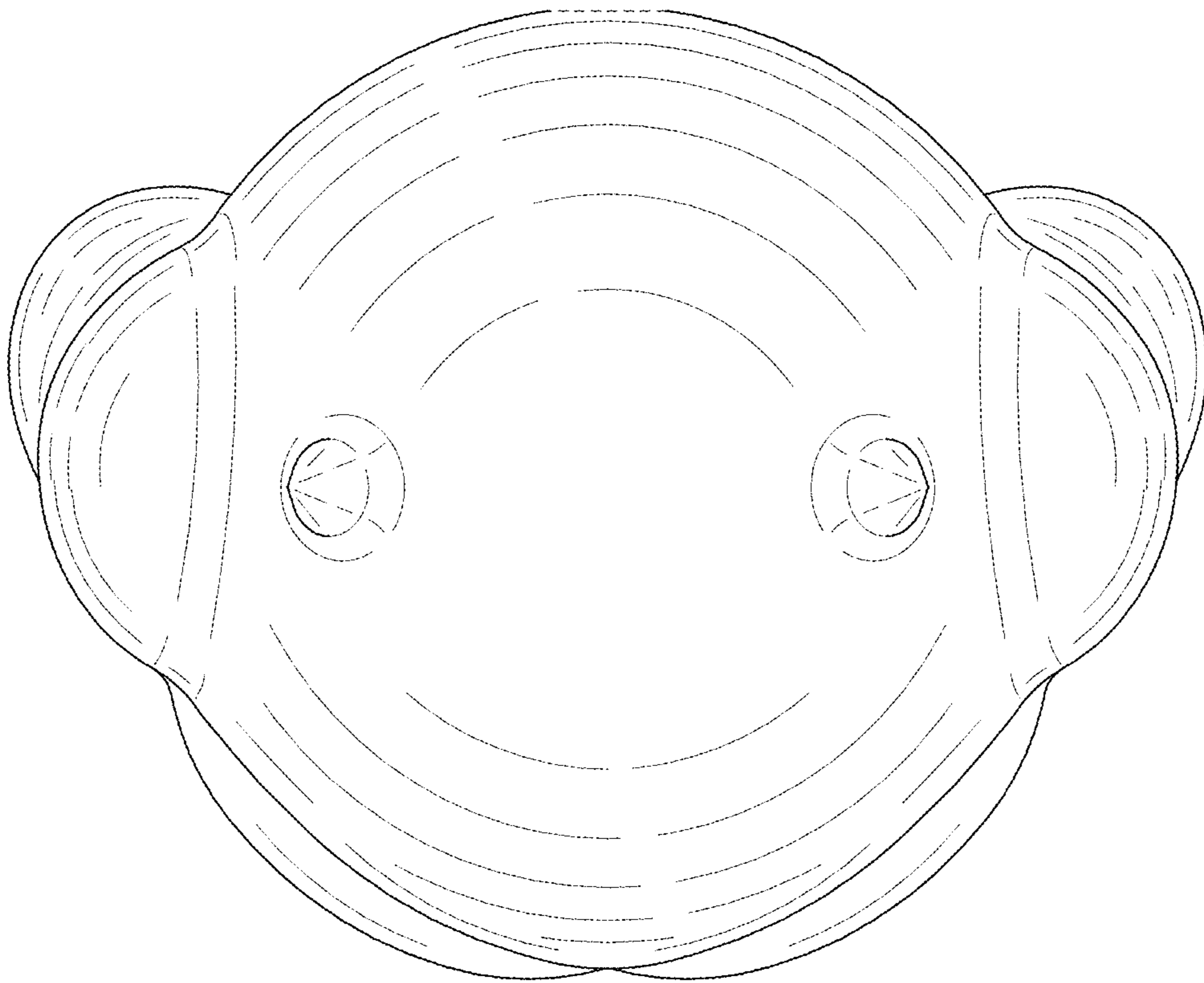


FIG. 7



FIG. 8